

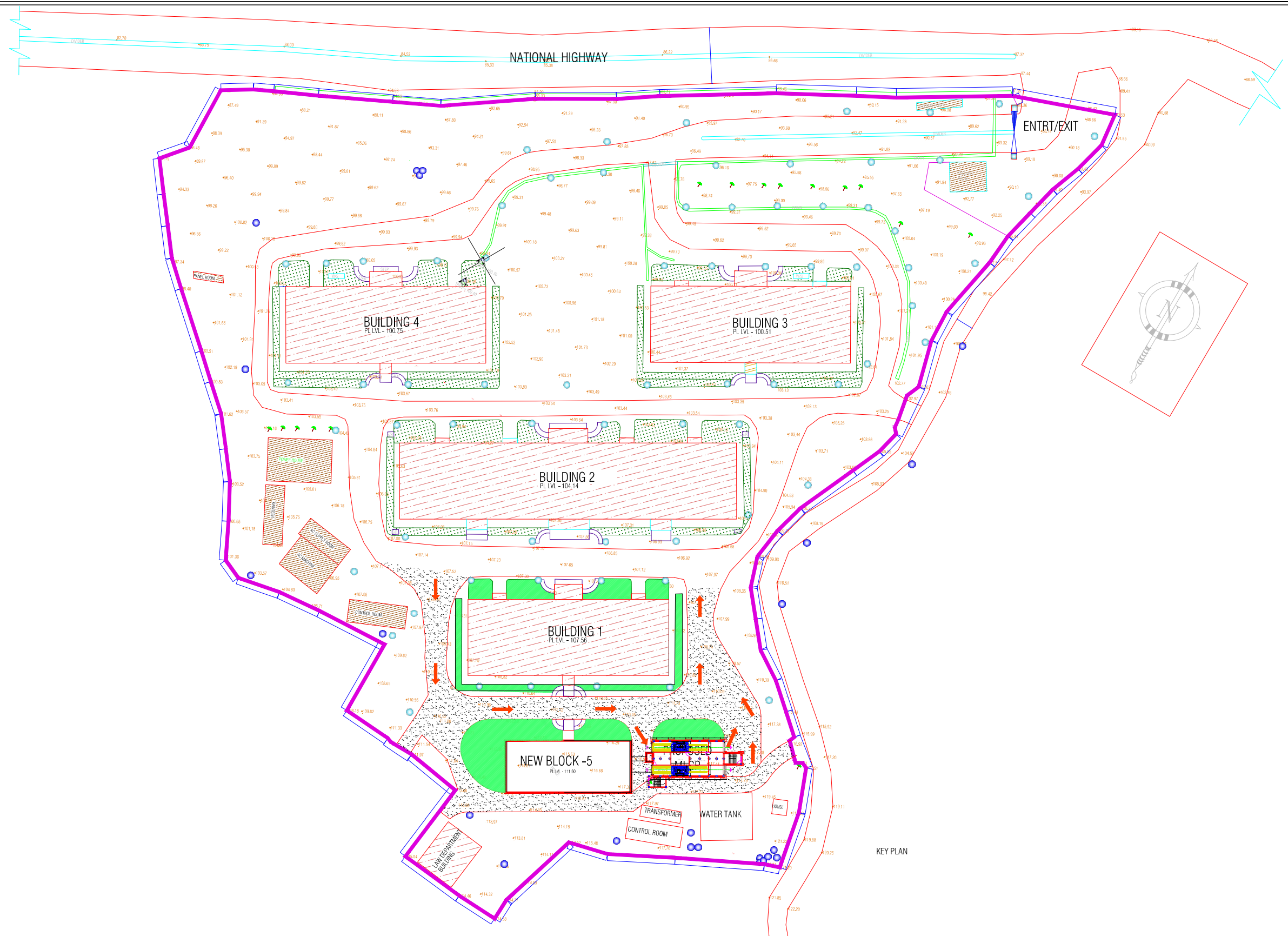
National Highways & Infrastructure Development Corporation Limited

(Ministry of Road Transport & Highways, Govt. of India)

PART DESIGN, CONSTRUCTION, OPERATION & MAINTENANCE (For a Period of 5 Years) OF FULLY AUTOMATIC MULTI-LEVEL CAR PARKING SYSTEM AT CENTRAL CIVIL SECRETARIAT, ITANAGAR, ARUNACHAL PRADESH

Contract No: NHIDCL/AMLCP Const Work/AP/2020


**VOLUME 5
TENDER DRAWINGS**



NOTES:-

DESCRIPTION	DRN.	CHD.	REV.	DATE

CLIENT



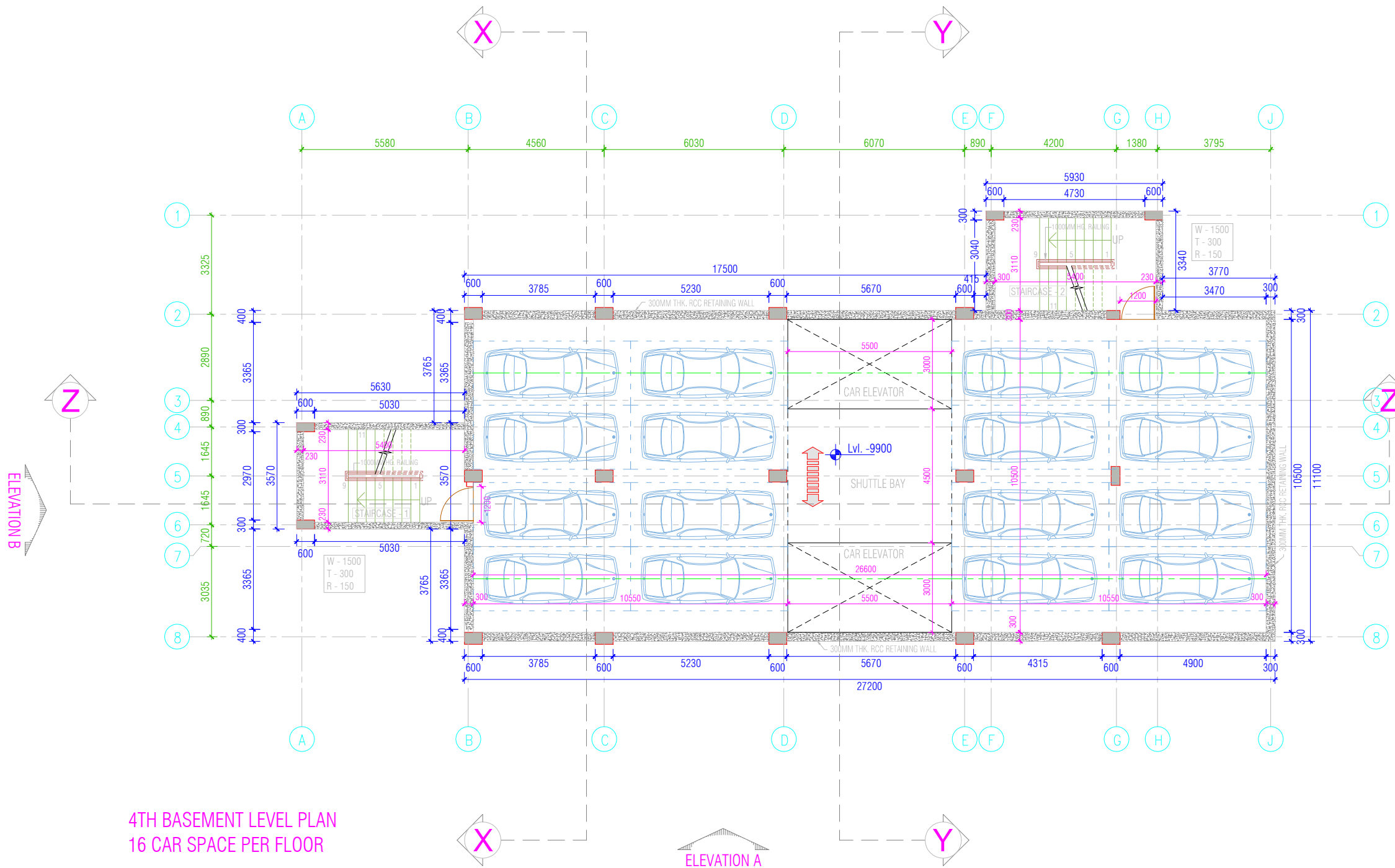
PROJECT MANAGEMENT CONSULTANT:



Joint Venture of Govt. of NCT of Delhi and IDFC Foundation
1st Floor, I.S.B.T. Kashmere Gate, Delhi 110006.

DATE	DECEMBER-2019
DRAWN BY	RAKESH SOOD
DESIGN BY	RAKESH SOOD
CHECKED BY	RATTAN SANDEEP
PM	RATTAN SANDEEP

Certified that this document has been designed and checked in accordance with DIMTS Quality Assurance Plan This drawing must not be either loaned, copied or otherwise reproduced in whole or in part or used for any purpose without the prior written permission of DIMTS.			
NAME OF CLIENT - NATIONAL HIGHWAY & INFRASTRUCTURE DEVELOPMENT CORPORATION LTD.		PROJECT CODE -	
PROJECT TITLE - CONSTRUCTION OF MLCP AT CIVIL SECRETARIAT ITANAGAR, ARUNACHAL PRADESH		SHEET NO.-01	
DRAWING TITLE - KEY PLAN		STATUS -CONCEPT PLAN	
DRG.NO.	DIMTS/BP/NHIDCL/ARCH/A-1100	REV.00	SCALE -1:150



NOTES:-

CLIENT



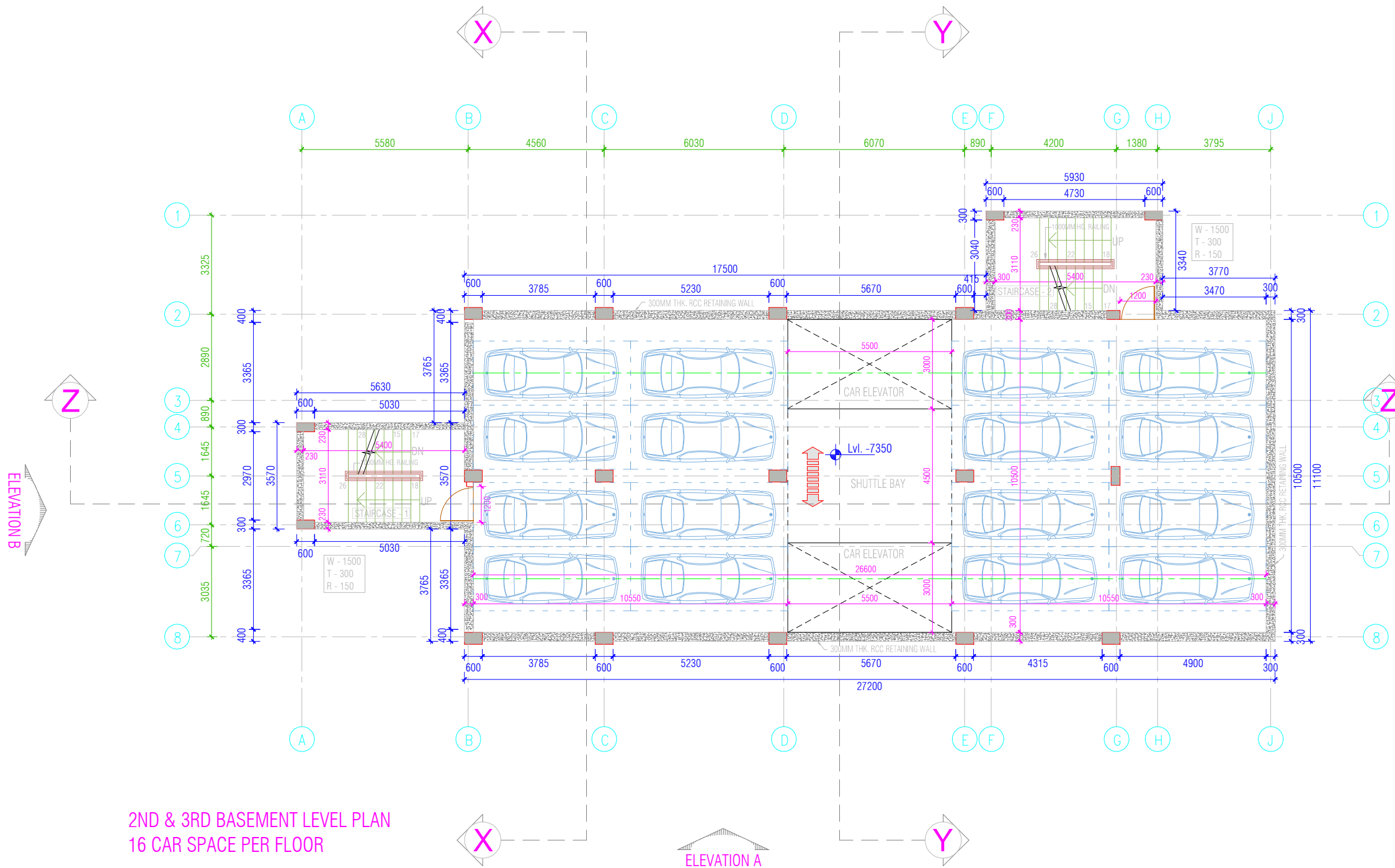
PROJECT MANAGEMENT CONSULTANT:



Joint Venture of Govt. of NCT of Delhi and IDFC Foundation
1st Floor, I.S.B.T. Kashmere Gate, Delhi 110006.

DATE		DECEMBER-2019		Certified that this document has been designed and checked in accordance with DIMTS Quality Assurance Plan This drawing must not be either loaned, copied or otherwise reproduced in whole or in part or used for any purpose without the prior written permission of DIMTS.	
DRAWN BY		RAKESH SOOD		NAME OF CLIENT - NATIONAL HIGHWAY & INFRASTRUCTURE DEVELOPMENT CORPORATION LTD.	
DESIGN BY		RAKESH SOOD		PROJECT TITLE - CONSTRUCTION OF MLCP AT CIVIL SECRETARIAT ITANAGAR, ARUNACHAL PRADESH	
CHECKED BY		RATTAN SANDEEP		DRAWING TITLE - 4TH BASEMENT FLOOR PLAN	
PM		RATTAN SANDEEP		PROJECT CODE -	
DRG.NO.		DIMTS/BP/NHIDCL/ARCH/A-1.101		SHEET NO.-02	
REV.00		SCALE -1:150		STATUS -CONCEPT PLAN	

DESCRIPTION	DRN.	CHD.	REV.	DATE



2ND & 3RD BASEMENT LEVEL PLAN
16 CAR SPACE PER FLOOR

NOTES:-

CLIENT



PROJECT MANAGEMENT CONSULTANT:



Joint Venture of Govt. of NCT of Delhi and IDFC Foundation
1st Floor, I.S.B.T. Kashmere Gate, Delhi 110006.

Certified that this document has been designed and checked in accordance with DIMTS Quality Assurance Plan

This drawing must not be either loaned, copied or otherwise reproduced in whole or in part or used for any purpose without the prior written permission of DIMTS.

DATE DECEMBER-2019

DRAWN BY RAKESH SOOD

DESIGN BY RAKESH SOOD

CHECKED BY RATTAN SANDEEP

PM RATTAN SANDEEP

NAME OF CLIENT - NATIONAL HIGHWAY & INFRASTRUCTURE DEVELOPMENT CORPORATION LTD.

PROJECT TITLE - CONSTRUCTION OF MLCP AT CIVIL SECRETARIAT
ITANAGAR, ARUNACHAL PRADESH

DRAWING TITLE - 2ND & 3RD BASEMENT FLOOR PLAN

PROJECT CODE-

SHEET NO.-03

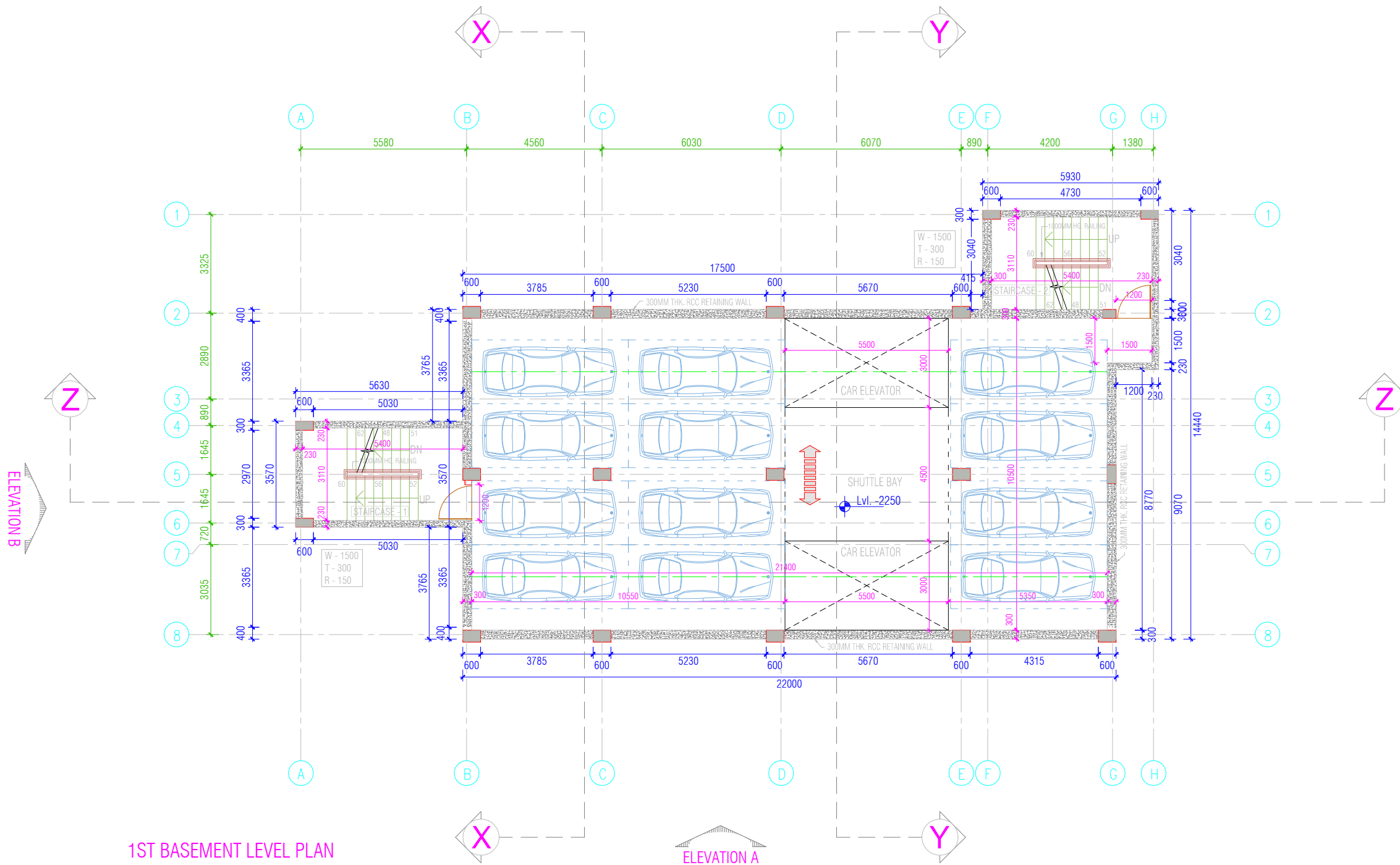
DRG.NO. DIMTS/BP/NHIDCL/ARCH/A-1.101

REV.00

SCALE -1:150

STATUS -CONCEPT PLAN

DESCRIPTION	DRN.	CHD.	REV.	DATE



1ST BASEMENT LEVEL PLAN
12 CAR SPACE PER FLOOR

NOTES:-

CLIENT



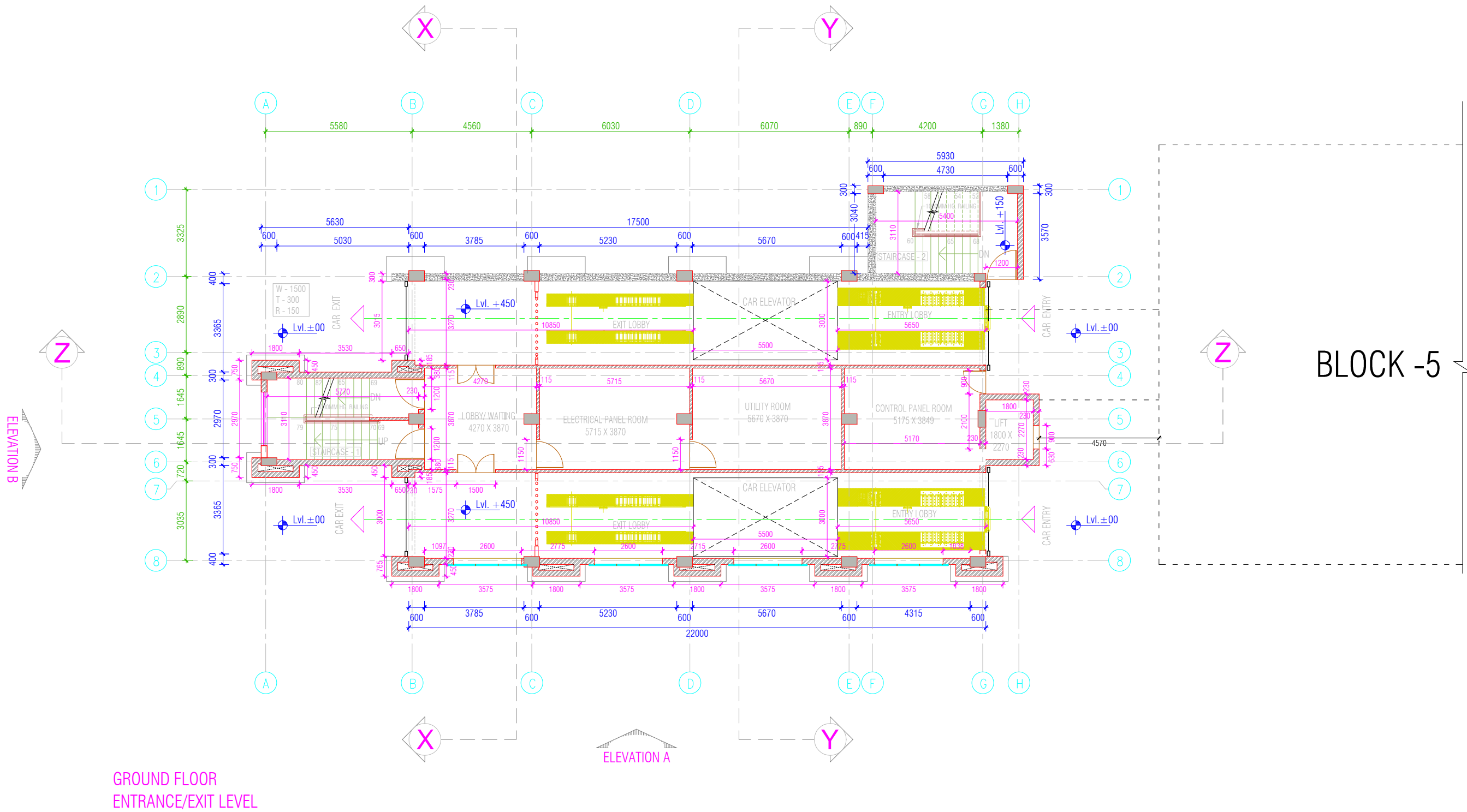
PROJECT MANAGEMENT CONSULTANT:



Joint Venture of Govt. of NCT of Delhi and IDFC Foundation
1st Floor, I.S.B.T. Kashmere Gate, Delhi 110006.

DATE		DECEMBER-2019		Certified that this document has been designed and checked in accordance with DIMTS Quality Assurance Plan This drawing must not be either loaned, copied or otherwise reproduced in whole or in part or used for any purpose without the prior written permission of DIMTS.	
DRAWN BY		RAKESH SOOD		NAME OF CLIENT - NATIONAL HIGHWAY & INFRASTRUCTURE DEVELOPMENT CORPORATION LTD.	
DESIGN BY		RAKESH SOOD		PROJECT TITLE - CONSTRUCTION OF MLCP AT CIVIL SECRETARIAT ITANAGAR, ARUNACHAL PRADESH	
CHECKED BY		RATTAN SANDEEP		DRAWING TITLE - 1ST BASEMENT FLOOR PLAN	
PM		RATTAN SANDEEP		PROJECT CODE-	
DRG.NO.		DIMTS/BP/NHIDCL/ARCH/A-1.101		SHEET NO.-04	
REV.00		SCALE -1:150		STATUS -CONCEPT PLAN	

DESCRIPTION	DRN.	CHD.	REV.	DATE



NOTES:-

CLIENT



PROJECT MANAGEMENT CONSULTANT:



Joint Venture of Govt. of NCT of Delhi and IDFC Foundation
1st Floor, I.S.B.T. Kashmere Gate, Delhi 110006.

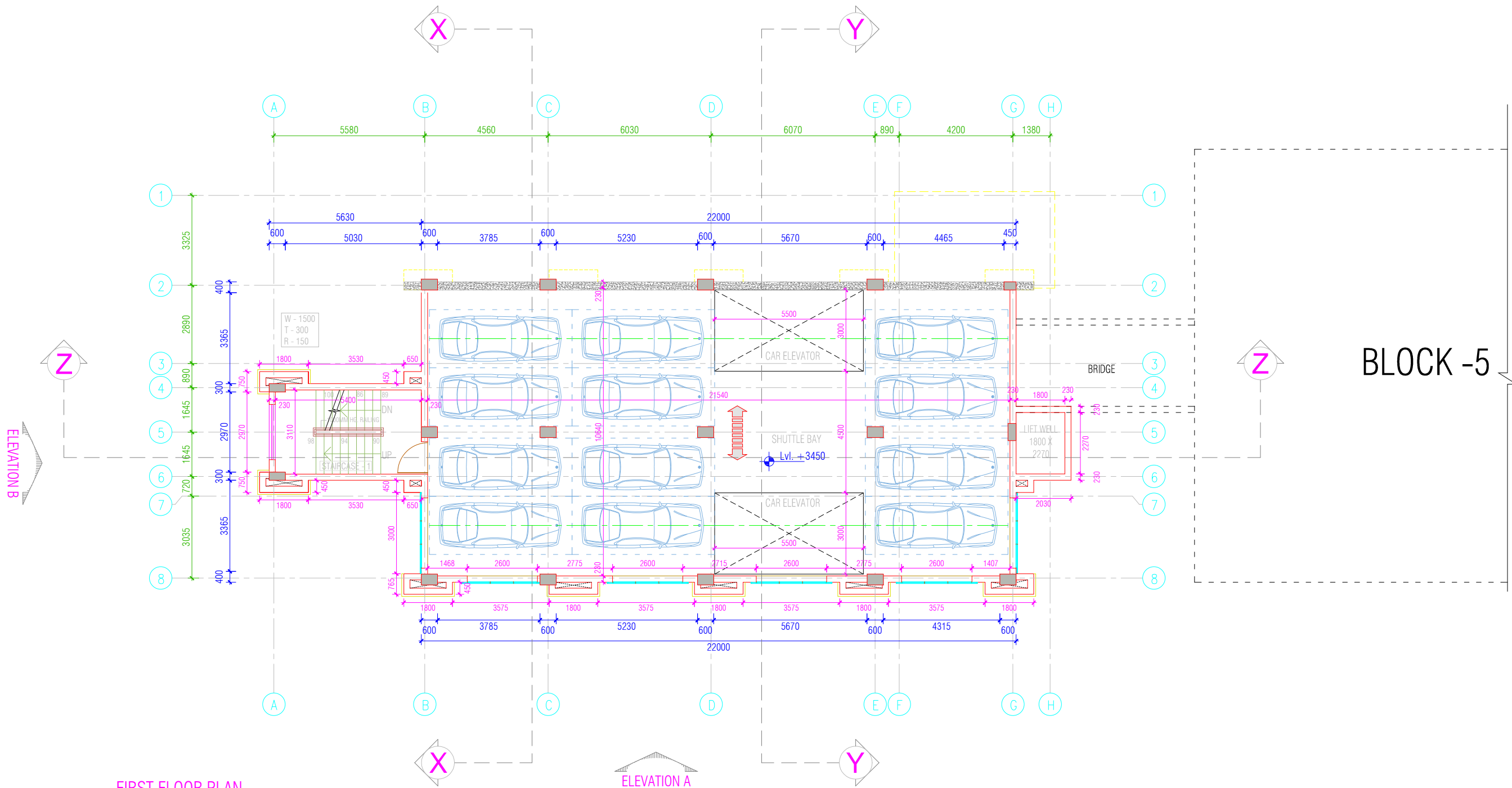
Certified that this document has been designed and checked in accordance with DIMTS Quality Assurance Plan

This drawing must not be either loaned, copied or otherwise reproduced in whole or in part or used for any purpose without the prior written permission of DIMTS.

DESCRIPTION	DRN.	CHD.	REV.	DATE

DATE	DECEMBER-2019
DRAWN BY	RAKESH SOOD
DESIGN BY	RAKESH SOOD
CHECKED BY	RATTAN SANDEEP
PM	RATTAN SANDEEP

NAME OF CLIENT - NATIONAL HIGHWAY & INFRASTRUCTURE DEVELOPMENT CORPORATION LTD.		PROJECT CODE-
PROJECT TITLE - CONSTRUCTION OF MLCP AT CIVIL SECRETARIAT ITANAGAR, ARUNACHAL PRADESH		SHEET NO.-05
DRAWING TITLE - GROUND FLOOR PLAN		STATUS -CONCEPT PLAN
DRG.NO.	DIMTS/BP/NHIDCL/ARCH/A-1.101	REV.00
SCALE	-1:150	



FIRST FLOOR PLAN
12 CAR SPACE PER FLOOR

NOTES:-

CLIENT



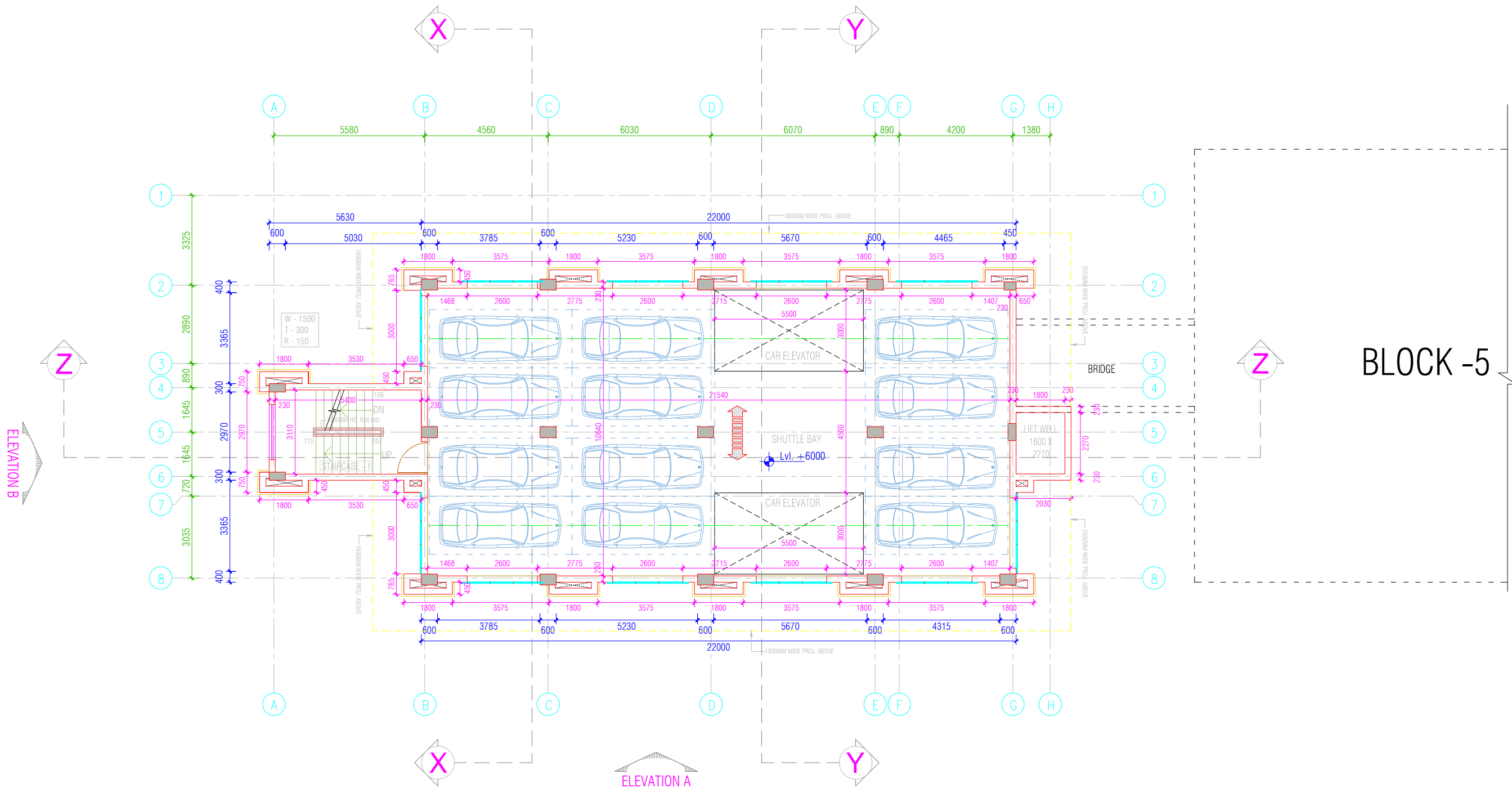
PROJECT MANAGEMENT CONSULTANT:



Joint Venture of Govt. of NCT of Delhi and IDFC Foundation
1st Floor, I.S.B.T. Kashmere Gate, Delhi 110006.

DATE		DECEMBER-2019		Certified that this document has been designed and checked in accordance with DIMTS Quality Assurance Plan This drawing must not be either loaned, copied or otherwise reproduced in whole or in part or used for any purpose without the prior written permission of DIMTS.	
DRAWN BY		RAKESH SOOD		NAME OF CLIENT - NATIONAL HIGHWAY & INFRASTRUCTURE DEVELOPMENT CORPORATION LTD.	
DESIGN BY		RAKESH SOOD		PROJECT TITLE - CONSTRUCTION OF MLCP AT CIVIL SECRETARIAT ITANAGAR, ARUNACHAL PRADESH	
CHECKED BY		RATTAN SANDEEP		DRAWING TITLE - FIRST FLOOR PLAN	
PM		RATTAN SANDEEP		PROJECT CODE-	
DRG.NO.		DIMTS/BP/NHIDCL/ARCH/A-1.101		SHEET NO.-06	
REV.00		SCALE -1:150		STATUS -CONCEPT PLAN	

DESCRIPTION	DRN.	CHD.	REV.	DATE



SECOND FLOOR PLAN
12 CAR SPACE PER FLOOR

NOTES:-

CLIENT



PROJECT MANAGEMENT CONSULTANT:



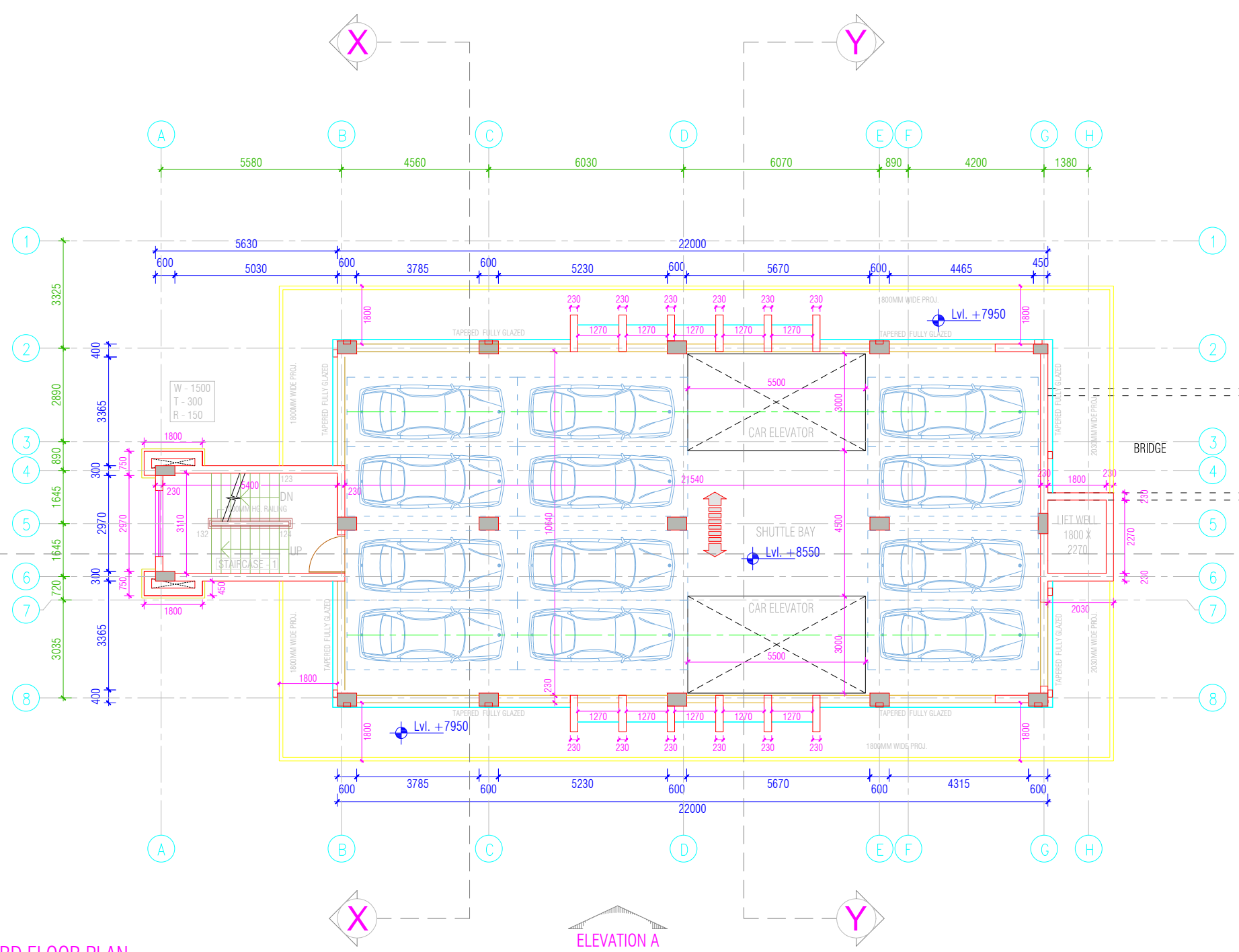
Joint Venture of Govt. of NCT of Delhi and IDFC Foundation
1st Floor, I.S.B.T. Kashmere Gate, Delhi 110006.

DATE		DECEMBER-2019		Certified that this document has been designed and checked in accordance with DIMTS Quality Assurance Plan This drawing must not be either loaned, copied or otherwise reproduced in whole or in part or used for any purpose without the prior written permission of DIMTS.	
DRAWN BY		RAKESH SOOD		NAME OF CLIENT - NATIONAL HIGHWAY & INFRASTRUCTURE DEVELOPMENT CORPORATION LTD.	
DESIGN BY		RAKESH SOOD		PROJECT TITLE - CONSTRUCTION OF MLCP AT CIVIL SECRETARIAT ITANAGAR, ARUNACHAL PRADESH	
CHECKED BY		RATTAN SANDEEP		DRAWING TITLE - SECOND FLOOR PLAN	
PM		RATTAN SANDEEP		PROJECT CODE-	
DRG.NO.		DIMTS/BP/NHIDCL/ARCH/A-1.101		SHEET NO.-07	
REV.00		SCALE -1:150		STATUS -CONCEPT PLAN	

DESCRIPTION	DRN.	CHD.	REV.	DATE

ELEVATION B

THIRD FLOOR PLAN
12 CAR SPACE PER FLOOR



BLOCK -5

ELEVATION A

NOTES:-

DESCRIPTION	DRN.	CHD.	REV.	DATE

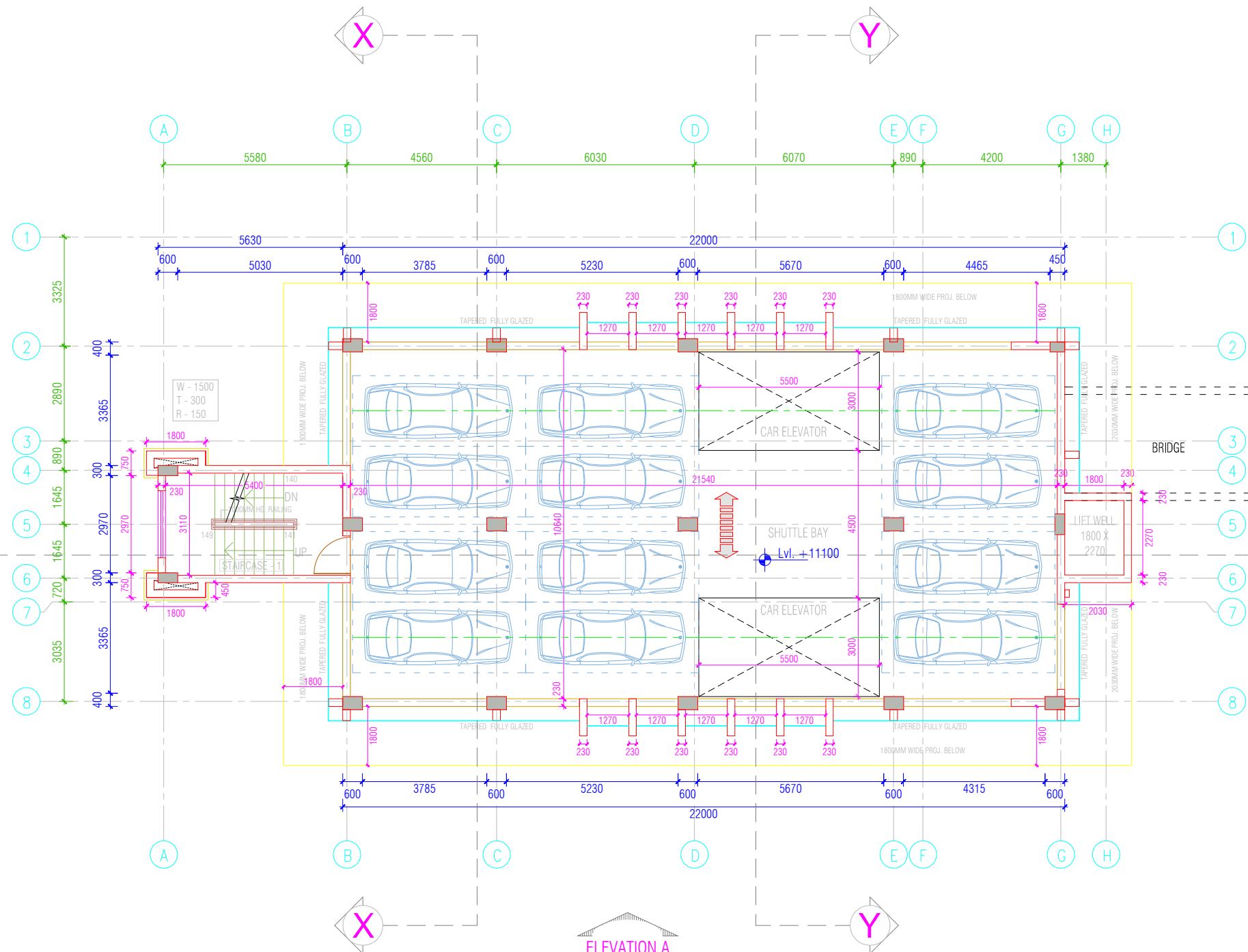
CLIENT

PROJECT MANAGEMENT CONSULTANT:

Joint Venture of Govt. of NCT of Delhi and IDFC Foundation
1st Floor, I.S.B.T. Kashmere Gate, Delhi 110006.

Certified that this document has been designed and checked in accordance with DIMTS Quality Assurance Plan This drawing must not be either loaned, copied or otherwise reproduced in whole or in part or used for any purpose without the prior written permission of DIMTS.			
DATE	DECEMBER-2019	NAME OF CLIENT - NATIONAL HIGHWAY & INFRASTRUCTURE DEVELOPMENT CORPORATION LTD.	
DRAWN BY	RAKESH SOOD	PROJECT TITLE - CONSTRUCTION OF MLCP AT CIVIL SECRETARIAT ITANAGAR, ARUNACHAL PRADESH	PROJECT CODE-
DESIGN BY	RAKESH SOOD	DRAWING TITLE - THIRD FLOOR PLAN	SHEET NO.-08
CHECKED BY	RATTAN SANDEEP	DRG.NO. DIMTS/BP/NHIDCL/ARCH/A-1.101	STATUS -CONCEPT PLAN
PM	RATTAN SANDEEP	REV.00	SCALE -1:150

ELEVATION B



FOURTH FLOOR PLAN
12 CAR SPACE PER FLOOR

NOTES:-

CLIENT



PROJECT MANAGEMENT CONSULTANT:



Joint Venture of Govt. of NCT of Delhi and IDFC Foundation
1st Floor, I.S.B.T. Kashmere Gate, Delhi 110006.

Certified that this document has been designed and checked in accordance with DIMTS Quality Assurance Plan

This drawing must not be either loaned, copied or otherwise reproduced in whole or in part or used for any purpose without the prior written permission of DIMTS.

DATE DECEMBER-2019

DRAWN BY RAKESH SOOD

DESIGN BY RAKESH SOOD

CHECKED BY RATTAN SANDEEP

PM RATTAN SANDEEP

NAME OF CLIENT - NATIONAL HIGHWAY & INFRASTRUCTURE DEVELOPMENT CORPORATION LTD.

PROJECT TITLE - CONSTRUCTION OF MLCP AT CIVIL SECRETARIAT
ITANAGAR, ARUNACHAL PRADESH

DRAWING TITLE - FOURTH FLOOR PLAN

DRG.NO. DIMTS/BP/NHIDCL/ARCH/A-1.101

REV.00

SCALE -1:150

PROJECT CODE-

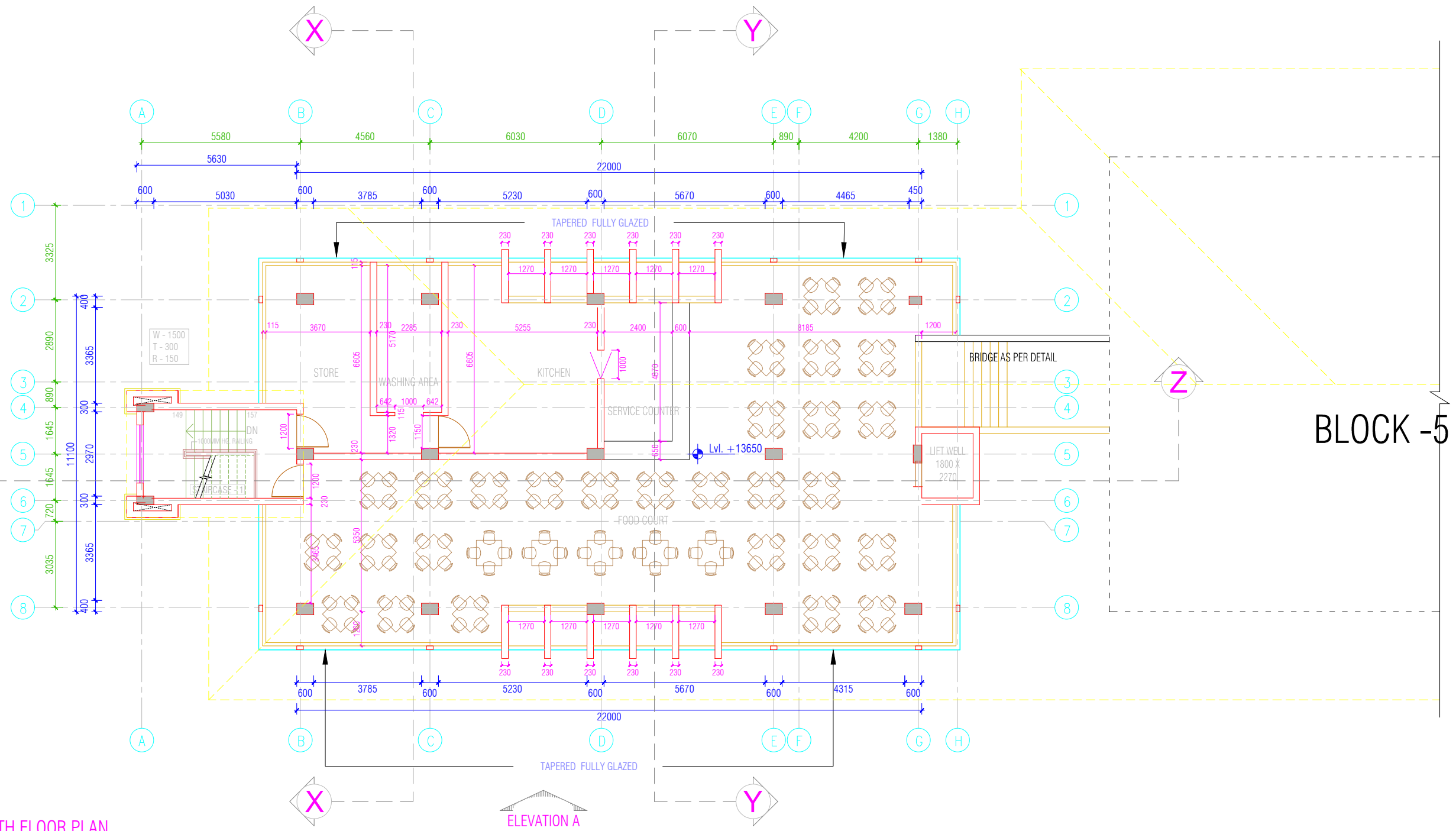
SHEET NO.-09

STATUS -CONCEPT PLAN

DESCRIPTION	DRN.	CHD.	REV.	DATE

ELEVATION B

FIFTH FLOOR PLAN
FOOD COURT



BLOCK -5

NOTES:-

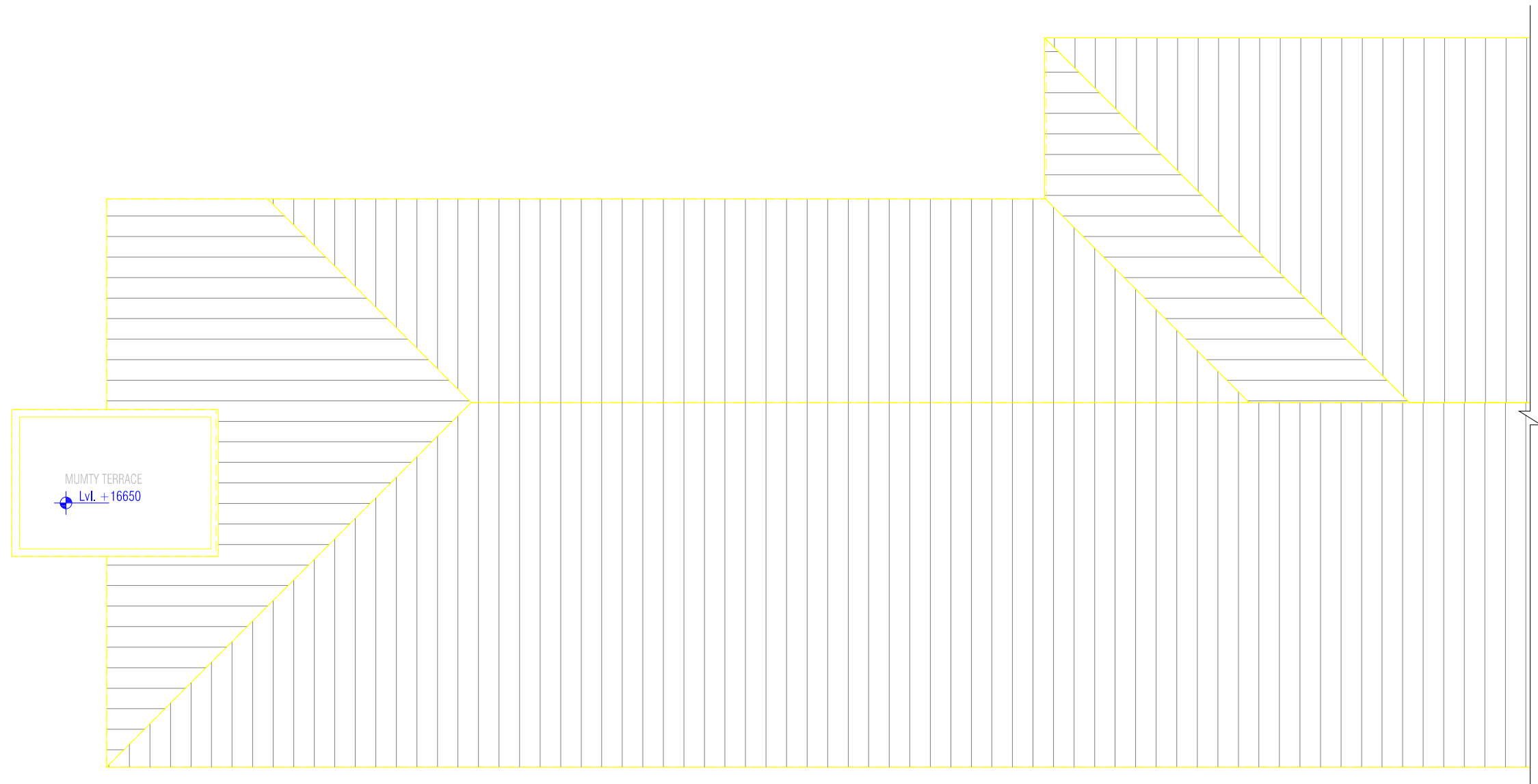
DESCRIPTION	DRN.	CHD.	REV.	DATE

CLIENT



PROJECT MANAGEMENT CONSULTANT:

Joint Venture of Govt. of NCT of Delhi and IDFC Foundation
1st Floor, I.S.B.T. Kashmere Gate, Delhi 110006.

Certified that this document has been designed and checked in accordance with DIMTS Quality Assurance Plan This drawing must not be either loaned, copied or otherwise reproduced in whole or in part or used for any purpose without the prior written permission of DIMTS.			
DATE	DECEMBER-2019	NAME OF CLIENT - NATIONAL HIGHWAY & INFRASTRUCTURE DEVELOPMENT CORPORATION LTD.	
DRAWN BY	RAKESH SOOD	PROJECT TITLE - CONSTRUCTION OF MLCP AT CIVIL SECRETARIAT ITANAGAR, ARUNACHAL PRADESH	PROJECT CODE-
DESIGN BY	RAKESH SOOD	DRAWING TITLE - FIFTH FLOOR PLAN	SHEET NO.-10
CHECKED BY	RATTAN SANDEEP	DRG.NO. DIMTS/BP/NHIDCL/ARCH/A-1.101	STATUS -CONCEPT PLAN
PM	RATTAN SANDEEP	REV.00	SCALE -1:150



ROOF PLAN

NOTES:-	 <p>NAIDCL BUILDING INFRASTRUCTURE - BUILDING THE NATION</p>	 <p>DIMTS We help people move</p> <p>Joint Venture of Govt. of NCT of Delhi and IDFC Foundation 1st Floor, I.S.B.T. Kashmere Gate, Delhi 110006.</p>	Certified that this document has been designed and checked in accordance with DIMTS Quality Assurance Plan <small>This drawing must not be either loaned, copied or otherwise reproduced in whole or in part or used for any purpose without the prior written permission of DIMTS.</small>																												
			<table border="1"> <tr> <td>DATE</td> <td>DECEMBER-2019</td> <td>NAME OF CLIENT - NATIONAL HIGHWAY & INFRASTRUCTURE DEVELOPMENT CORPORATION LTD.</td> <td>PROJECT CODE-</td> </tr> <tr> <td>DRAWN BY</td> <td>RAKESH SOOD</td> <td>PROJECT TITLE - CONSTRUCTION OF MLCP AT CIVIL SECRETARIAT ITANAGAR, ARUNACHAL PRADESH</td> <td>SHEET NO.-11</td> </tr> <tr> <td>DESIGN BY</td> <td>RAKESH SOOD</td> <td>DRAWING TITLE - ROOF PLAN</td> <td>STATUS -CONCEPT PLAN</td> </tr> <tr> <td>CHECKED BY</td> <td>RATTAN SANDEEP</td> <td>DRG.NO, DIMTS/BP/NHIDCL/ARCH/A-1.101</td> <td>REV.00 SCALE -1:150</td> </tr> <tr> <td>PM</td> <td>RATTAN SANDEEP</td> <td></td> <td></td> </tr> </table>	DATE	DECEMBER-2019	NAME OF CLIENT - NATIONAL HIGHWAY & INFRASTRUCTURE DEVELOPMENT CORPORATION LTD.	PROJECT CODE-	DRAWN BY	RAKESH SOOD	PROJECT TITLE - CONSTRUCTION OF MLCP AT CIVIL SECRETARIAT ITANAGAR, ARUNACHAL PRADESH	SHEET NO.-11	DESIGN BY	RAKESH SOOD	DRAWING TITLE - ROOF PLAN	STATUS -CONCEPT PLAN	CHECKED BY	RATTAN SANDEEP	DRG.NO, DIMTS/BP/NHIDCL/ARCH/A-1.101	REV.00 SCALE -1:150	PM	RATTAN SANDEEP			<table border="1"> <thead> <tr> <th>DESCRIPTION</th> <th>DRN.</th> <th>CHD.</th> <th>REV.</th> <th>DATE</th> </tr> </thead> <tbody> <tr> <td> </td> <td> </td> <td> </td> <td> </td> <td> </td> </tr> </tbody> </table>	DESCRIPTION	DRN.	CHD.	REV.	DATE		
DATE	DECEMBER-2019	NAME OF CLIENT - NATIONAL HIGHWAY & INFRASTRUCTURE DEVELOPMENT CORPORATION LTD.	PROJECT CODE-																												
DRAWN BY	RAKESH SOOD	PROJECT TITLE - CONSTRUCTION OF MLCP AT CIVIL SECRETARIAT ITANAGAR, ARUNACHAL PRADESH	SHEET NO.-11																												
DESIGN BY	RAKESH SOOD	DRAWING TITLE - ROOF PLAN	STATUS -CONCEPT PLAN																												
CHECKED BY	RATTAN SANDEEP	DRG.NO, DIMTS/BP/NHIDCL/ARCH/A-1.101	REV.00 SCALE -1:150																												
PM	RATTAN SANDEEP																														
DESCRIPTION	DRN.	CHD.	REV.	DATE																											



ELEVATION AT A

NOTES:-

CLIENT



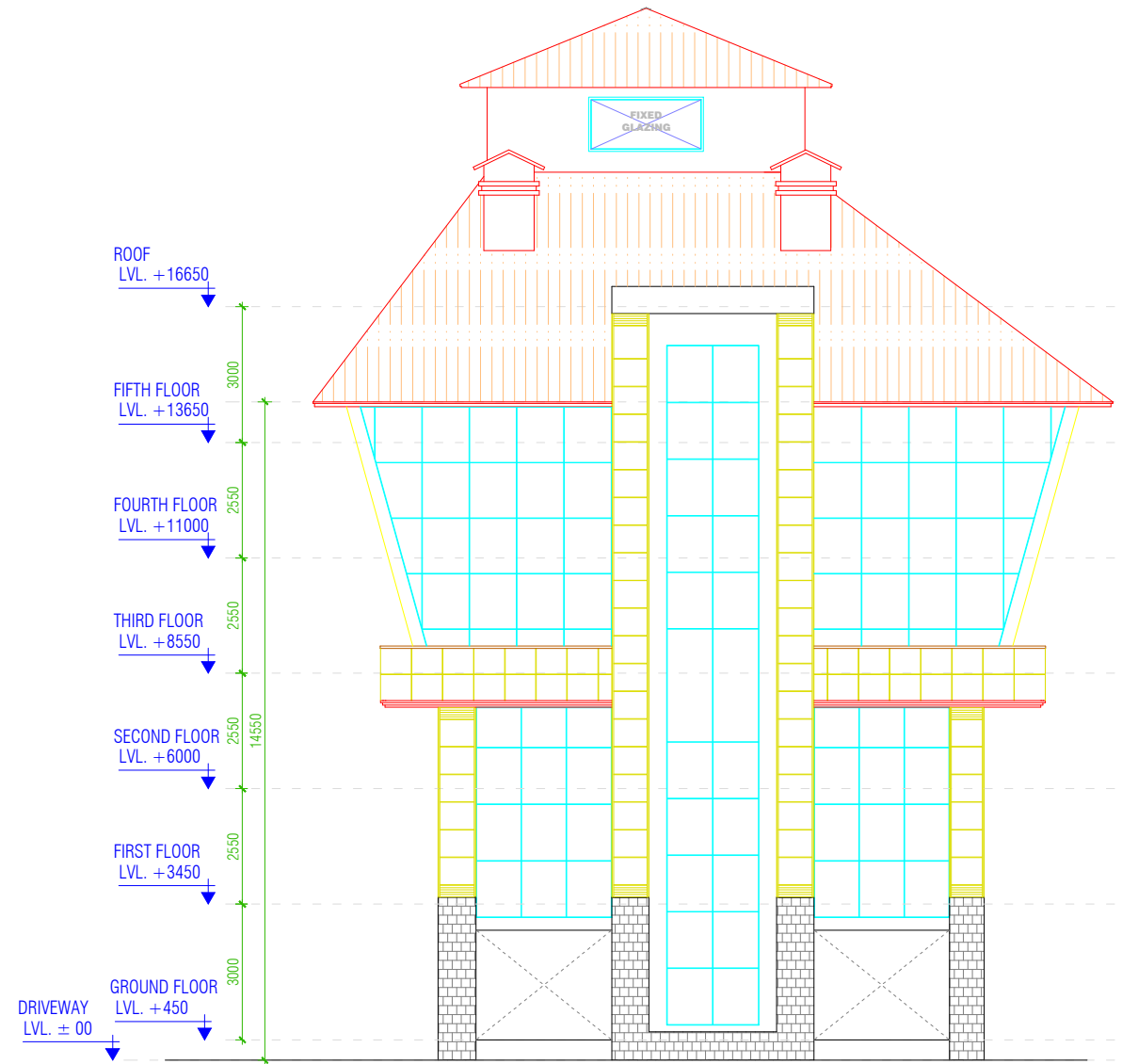
PROJECT MANAGEMENT CONSULTANT:



Joint Venture of Govt. of NCT of Delhi and IDFC Foundation
1st Floor, I.S.B.T. Kashmere Gate, Delhi 110006.

DATE		DECEMBER-2019		Certified that this document has been designed and checked in accordance with DIMTS Quality Assurance Plan This drawing must not be either loaned, copied or otherwise reproduced in whole or in part or used for any purpose without the prior written permission of DIMTS.	
DRAWN BY		RAKESH SOOD		NAME OF CLIENT - NATIONAL HIGHWAY & INFRASTRUCTURE DEVELOPMENT CORPORATION LTD.	
DESIGN BY		RAKESH SOOD		PROJECT TITLE - CONSTRUCTION OF MLCP AT CIVIL SECRETARIAT ITANAGAR, ARUNACHAL PRADESH	
CHECKED BY		RATTAN SANDEEP		DRAWING TITLE - ELEVATION AT A	
PM		RATTAN SANDEEP		PROJECT CODE-	
DRG.NO.		DIMTS/BP/NHIDCL/ARCH/A-1.101		SHEET NO.-12	
REV.00		SCALE -1:150		STATUS -CONCEPT PLAN	

DESCRIPTION	DRN.	CHD.	REV.	DATE



ELEVATION AT B

NOTES:-

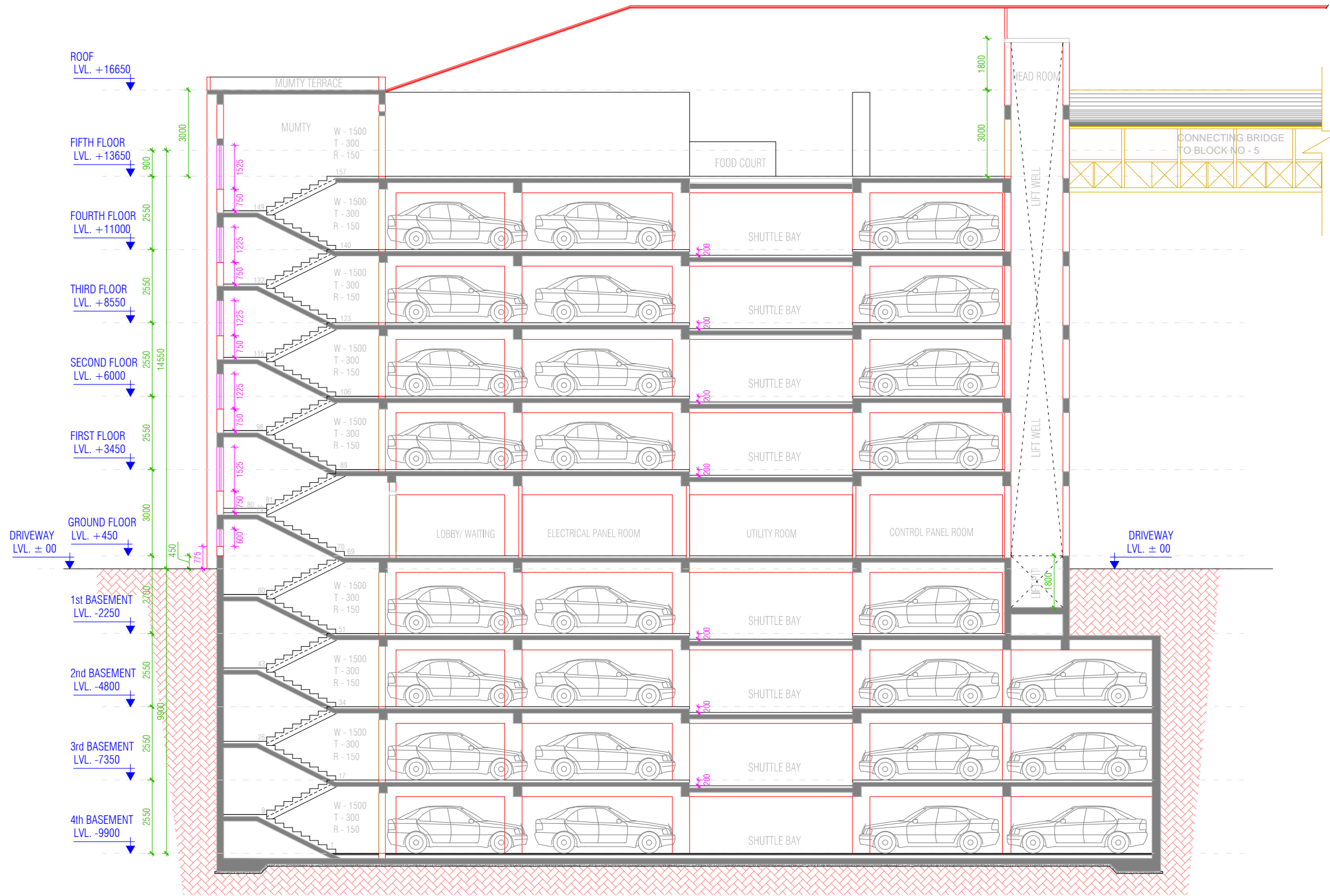
DESCRIPTION	DRN.	CHD.	REV.	DATE

CLIENT

PROJECT MANAGEMENT CONSULTANT:

Joint Venture of Govt. of NCT of Delhi and IDFC Foundation
1st Floor, I.S.B.T. Kashmere Gate, Delhi 110006.

DATE		DECEMBER-2019		Certified that this document has been designed and checked in accordance with DIMTS Quality Assurance Plan <small>This drawing must not be either loaned, copied or otherwise reproduced in whole or in part or used for any purpose without the prior written permission of DIMTS.</small>	
DRAWN BY		RAKESH SOOD		NAME OF CLIENT - NATIONAL HIGHWAY & INFRASTRUCTURE DEVELOPMENT CORPORATION LTD.	
DESIGN BY		RAKESH SOOD		PROJECT TITLE - CONSTRUCTION OF MLCP AT CIVIL SECRETARIAT ITANAGAR, ARUNACHAL PRADESH	
CHECKED BY		RATTAN SANDEEP		DRAWING TITLE - ELEVATION AT A	
PM		RATTAN SANDEEP		PROJECT CODE -	
DRG.NO.		DIMTS/BP/NHIDCL/ARCH/A-1.101		SHEET NO.-13	
REV.00		SCALE -1:150		STATUS -CONCEPT PLAN	



SECTION AT ZZ

NOTES:-

CLIENT



PROJECT MANAGEMENT CONSULTANT:



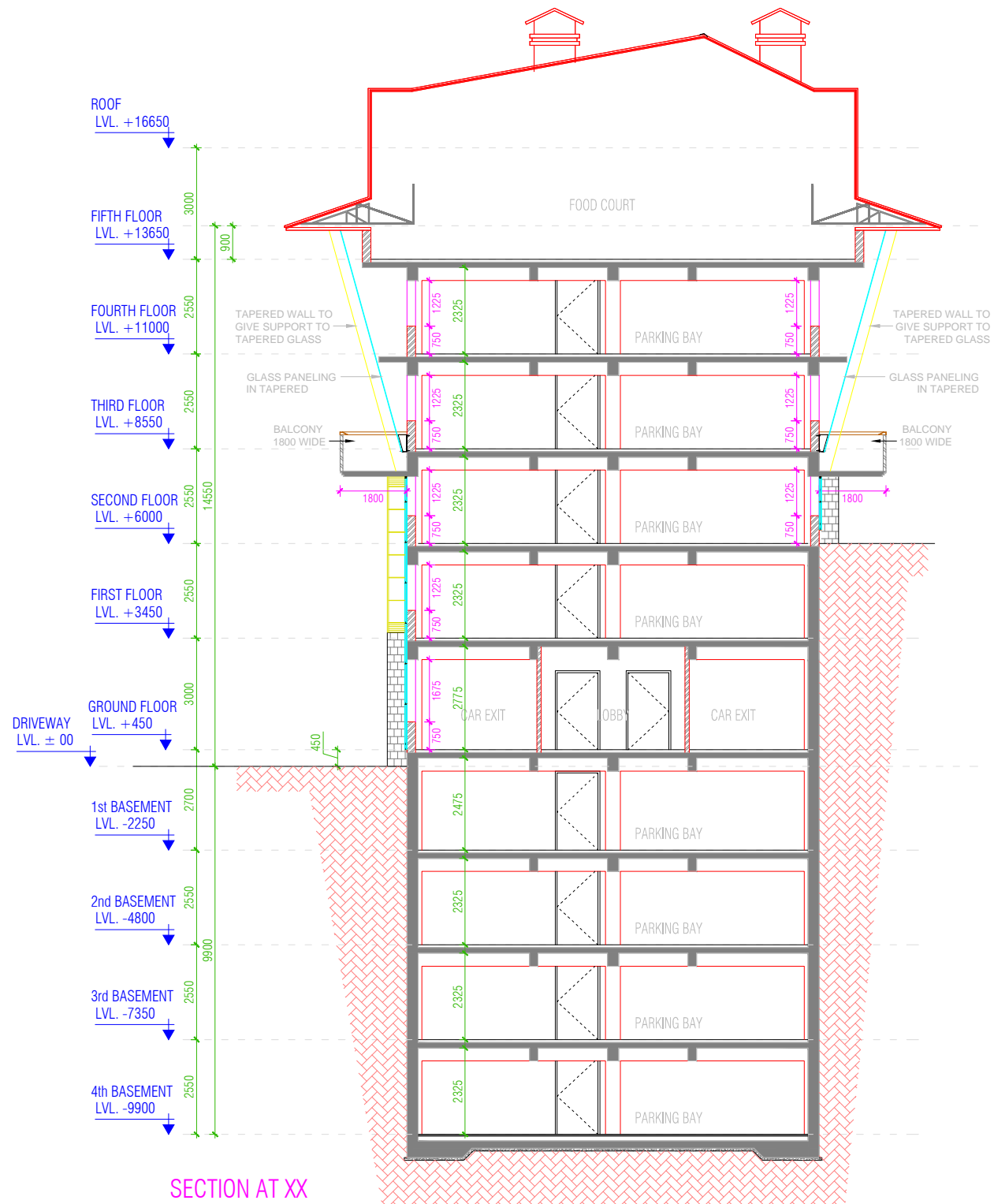
Joint Venture of Govt. of NCT of Delhi and IDFC Foundation
1st Floor, I.S.B.T. Kashmere Gate, Delhi 110006.

Certified that this document has been designed and checked in accordance with DIMTS Quality Assurance Plan

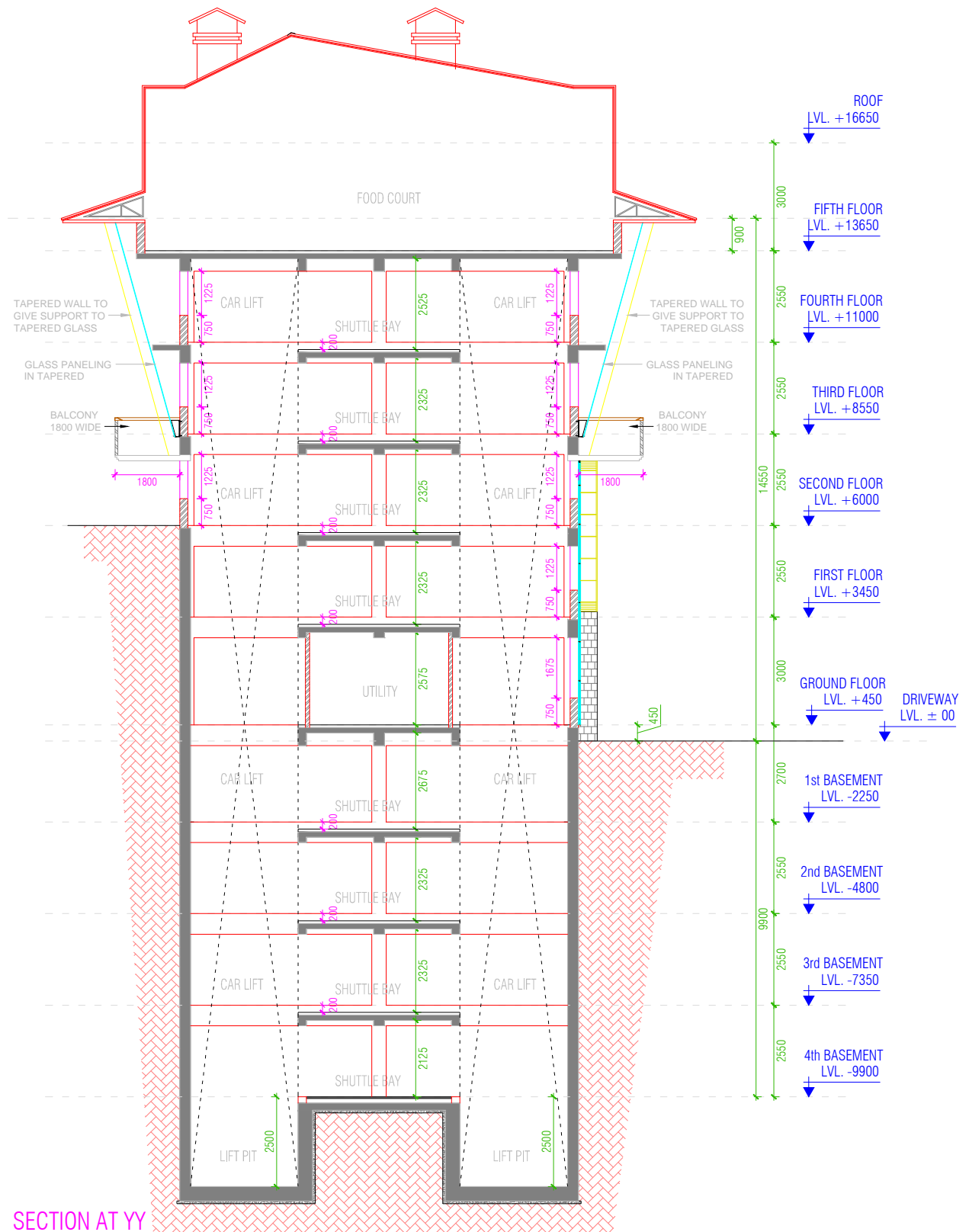
This drawing must not be either loaned, copied or otherwise reproduced in whole or in part or used for any purpose without the prior written permission of DIMTS.

DATE	DECEMBER-2019	NAME OF CLIENT - NATIONAL HIGHWAY & INFRASTRUCTURE DEVELOPMENT CORPORATION LTD.	
DRAWN BY	RAKESH SOOD	PROJECT TITLE - CONSTRUCTION OF MLCP AT CIVIL SECRETARIAT ITANAGAR, ARUNACHAL PRADESH	PROJECT CODE -
DESIGN BY	RAKESH SOOD	DRAWING TITLE - SECTION AT ZZ	SHEET NO. -14
CHECKED BY	RATTAN SANDEEP	DRG.NO. DIMTS/BP/NHIDCL/ARCH/A-1.101	STATUS -CONCEPT PLAN
PM	RATTAN SANDEEP	REV.00	SCALE -1:150

DESCRIPTION	DRN.	CHD.	REV.	DATE



SECTION AT XX



SECTION AT YY

NOTES:-

CLIENT



PROJECT MANAGEMENT CONSULTANT:



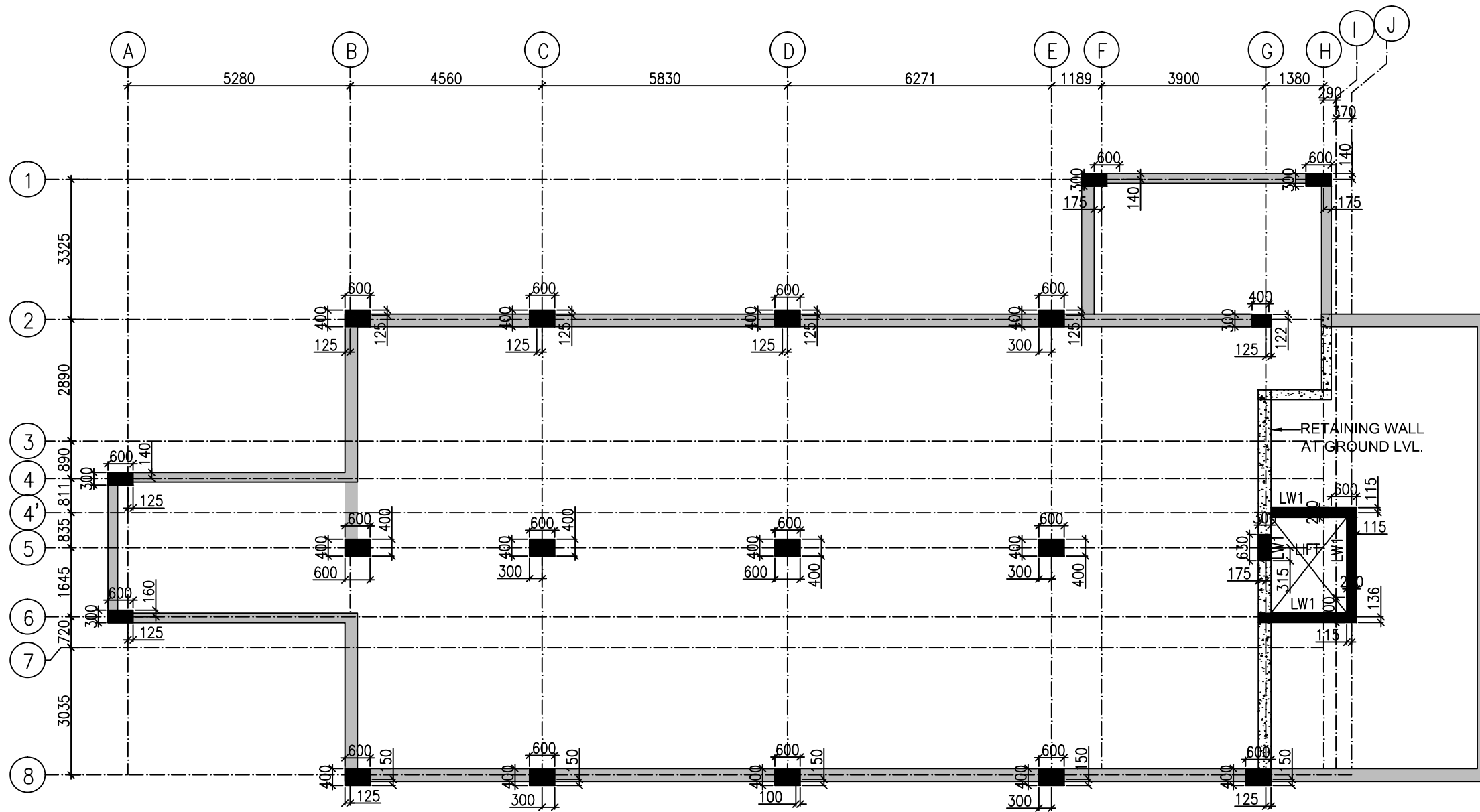
Joint Venture of Govt. of NCT of Delhi and IDFC Foundation
1st Floor, I.S.B.T. Kashmere Gate, Delhi 110006.

Certified that this document has been designed and checked in accordance with DIMTS Quality Assurance Plan

This drawing must not be either loaned, copied or otherwise reproduced in whole or in part or used for any purpose without the prior written permission of DIMTS.

DATE	DECEMBER-2019	NAME OF CLIENT - NATIONAL HIGHWAY & INFRASTRUCTURE DEVELOPMENT CORPORATION LTD.	PROJECT CODE-
DRAWN BY	RAKESH SOOD	PROJECT TITLE - CONSTRUCTION OF MLCP AT CIVIL SECRETARIAT ITANAGAR, ARUNACHAL PRADESH	SHEET NO.-15
DESIGN BY	RAKESH SOOD	DRAWING TITLE - SECTION AT XX & YY	STATUS -CONCEPT PLAN
CHECKED BY	RATTAN SANDEEP	DRG.NO, DIMTS/BP/NHIDCL/ARCH/A-1.101	REV.00 SCALE -1:150
PM	RATTAN SANDEEP		

DESCRIPTION	DRN.	CHD.	REV.	DATE



COLUMN SIZE AS/PLAN
COLUMN LAYOUT PLAN

NOTES:-

CLIENT



PROJECT MANAGEMENT CONSULTANT:



Joint Venture of Govt. of NCT of Delhi and IDFC Foundation
 1st Floor, I.S.B.T. Kashmere Gate, Delhi 110006.

Certified that this document has been designed and checked in accordance with DIMTS Quality Assurance Plan

This drawing must not be either loaned, copied or otherwise reproduced in whole or in part or used for any purpose without the prior written permission of DIMTS.

NAME OF CLIENT - NATIONAL HIGHWAY & INFRASTRUCTURE DEVELOPMENT CORPORATION LTD.

PROJECT TITLE - CONSTRUCTION OF AUTOMATED MLCP AT CIVIL SECRETARIAT
 ITANAGAR, ARUNACHAL PRADESH

PROJECT CODE -

DRAWING TITLE - COLUMN LAYOUT PLAN

SHEET NO. - 01

DRG.NO. DIMTS/BP/NHIDCL/STR/S-1.101

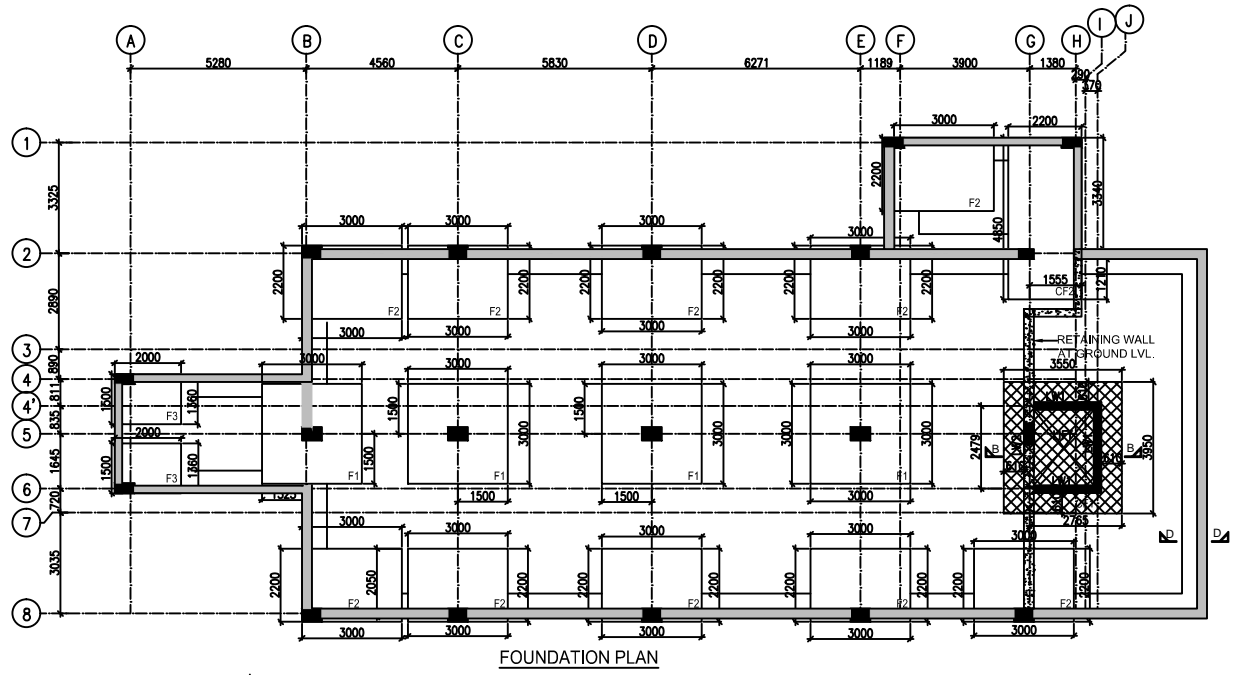
REV.00

SCALE - 1:150

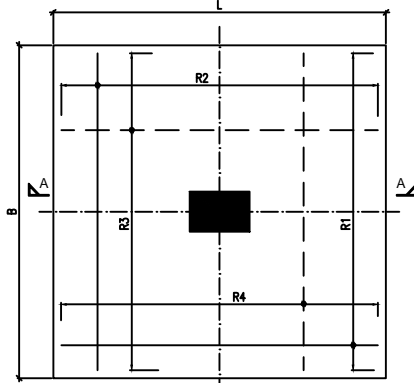
STATUS - CONCEPT PLAN

DESCRIPTION	DRN	CHD.	REV	DATE

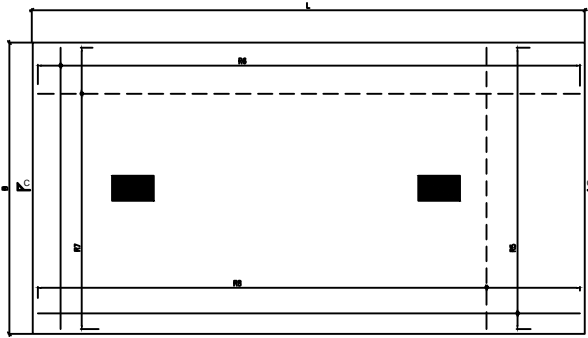
DATE	20.01.2020
DRAWN BY	SACHIN
DESIGN BY	V.K.S.
CHECKED BY	S.S.
PM	RATTAN SANDEEP



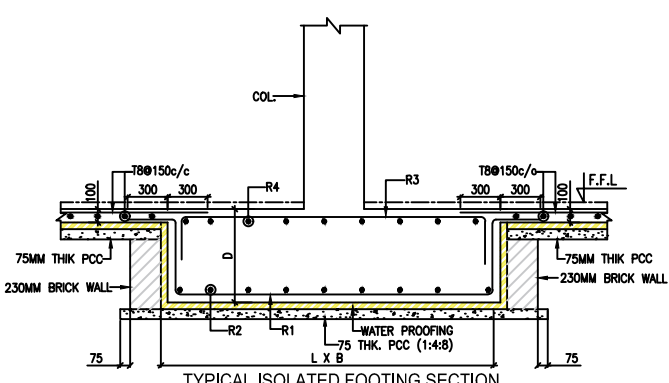
FOUNDATION PLAN



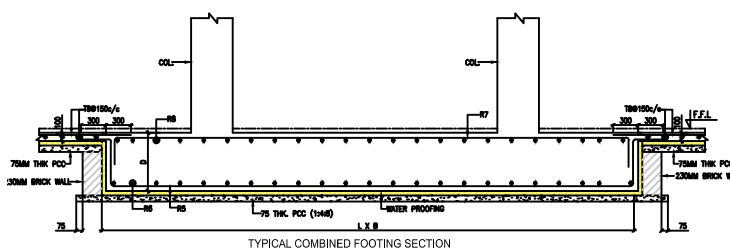
TYP. FOOTING PLAN ISOLATED



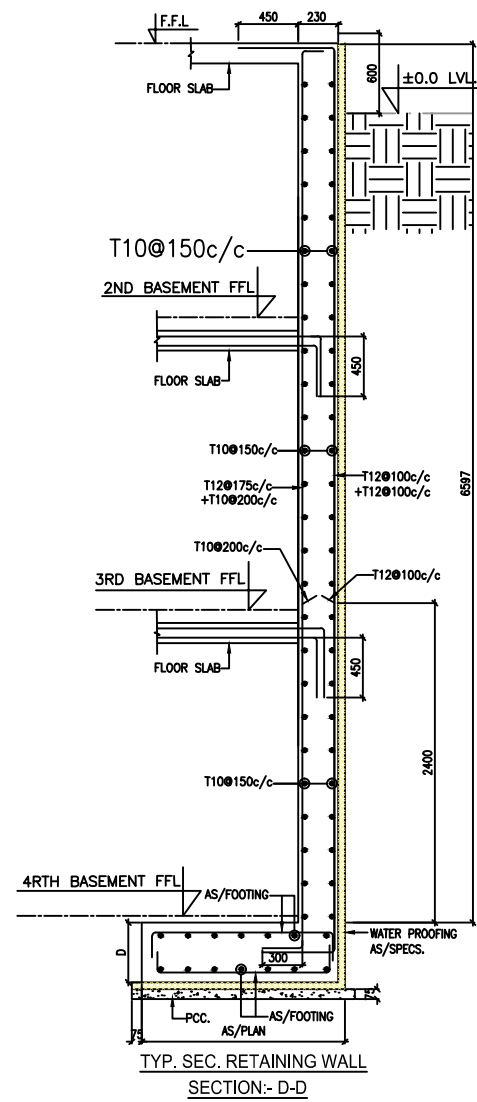
TYP. FOOTING PLAN COMBINED



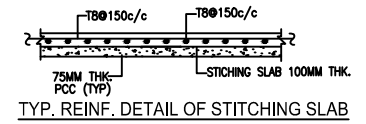
TYPICAL ISOLATED FOOTING SECTION SECTION A - A



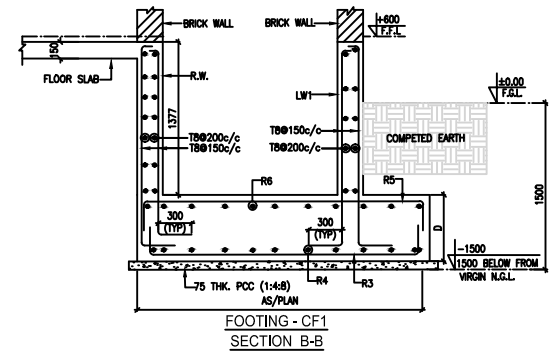
TYPICAL COMBINED FOOTING SECTION SECTION C - C



TYP. SEC. RETAINING WALL SECTION-D-D



TYP. REINF. DETAIL OF STITCHING SLAB



FOOTING - CF1 SECTION B-B

ISOLATED FOOTING SCHEDULES

FOOTING MARK	L	B	D	d	R/F. ALONG LENGTH (R1)	R/F. ALONG WIDTH (R2)	R/F. ALONG LENGTH (R3)	R/F. ALONG WIDTH (R4)	REFER SEC.
F1	3000	3000	550	---	T16@100c/c	T12@125c/c	T16@125c/c	T12@150c/c	A-A
F2	3000	2200	550	---	T16@100c/c	T12@125c/c	T16@125c/c	T12@150c/c	A-A
F3	2000	1500	550	---	T16@100c/c	T12@125c/c	T16@125c/c	T12@150c/c	A-A

COMBINED FOOTING SCHEDULE

FOOTING MARK	SIZE			REINFORCEMENT				REFER SEC.
	L	B	D	BOTTOM RIENFORCEMENT		TOP RIENFORCEMENT		
				LENGTH (R5)	LENGTH (R6)	LENGTH (R7)	LENGTH (R8)	
CF1	AS/PLAN	500	---	T16@125c/c	T12@125c/c	T16@150c/c	T12@150c/c	B-B
CF2	AS/PLAN	500	---	T16@125c/c	T12@100c/c	T16@125c/c	T12@125c/c	C-C

NOTES:-

DESCRIPTION	DRN	CHD.	REV	DATE

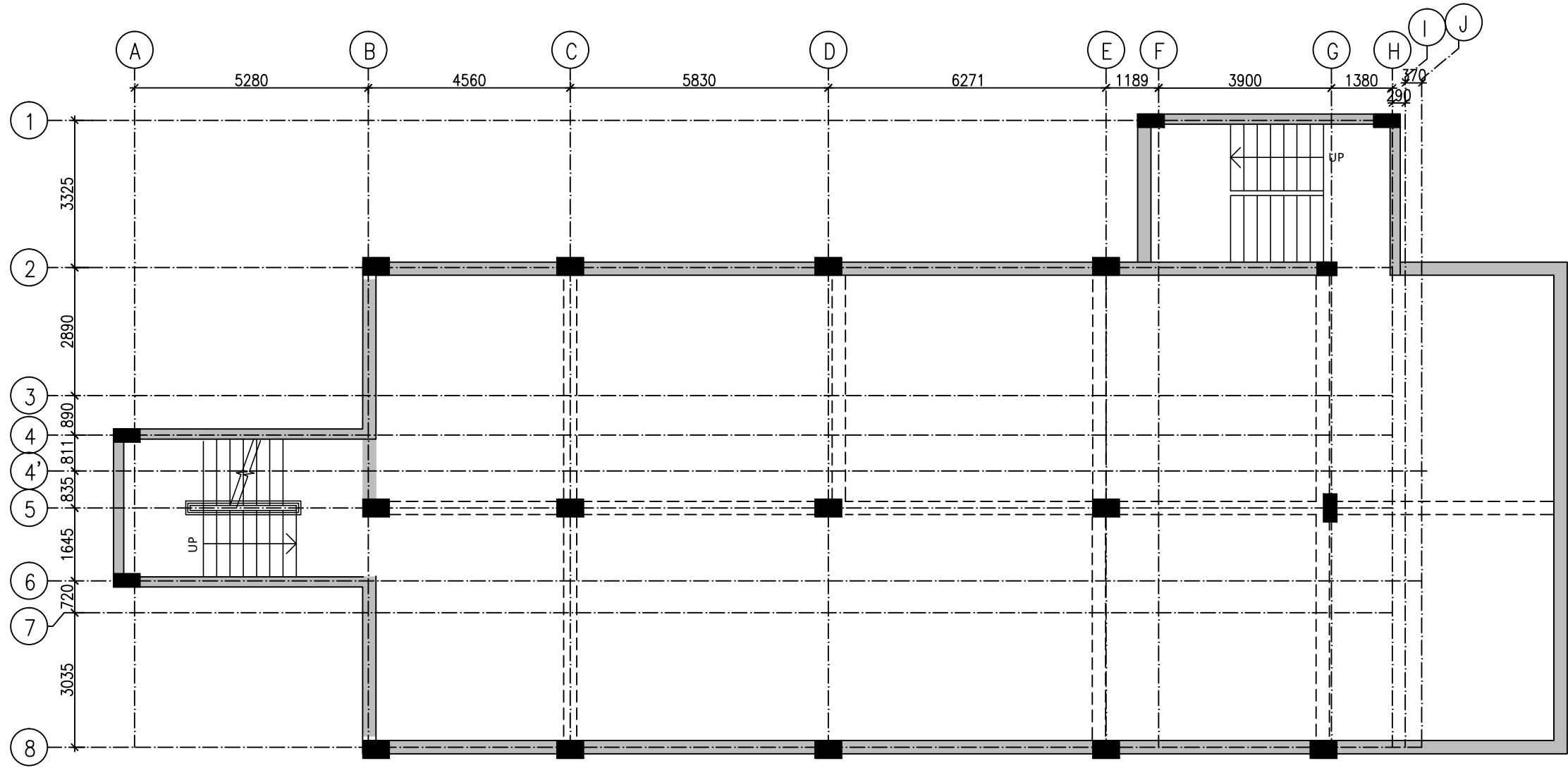
CLIENT

PROJECT MANAGEMENT CONSULTANT:

Joint Venture of Govt. of NCT of Delhi and IDFC Foundation
1st Floor, I.S.B.T. Kashmere Gate, Delhi 110006.

Certified that this document has been designed and checked in accordance with DIMTS Quality Assurance Plan
This drawing must not be either loaned, copied or otherwise reproduced in whole or in part or used for any purpose without the prior written permission of DIMTS.

DATE	20.01.2020	NAME OF CLIENT - NATIONAL HIGHWAY & INFRASTRUCTURE DEVELOPMENT CORPORATION LTD.	PROJECT CODE -
DRAWN BY	SACHIN	PROJECT TITLE - CONSTRUCTION OF AUTOMATED MLCP AT CIVIL SECRETARIAT ITANAGAR, ARUNACHAL PRADESH	SHEET NO. -02
DESIGN BY	V.K.S.	DRAWING TITLE - FOUNDATION PLAN & SECTION DETAILS	STATUS -CONCEPT PLAN
CHECKED BY	S.S.	DRG.NO. DIMTS/BP/NHIDCL/STR/S-1.102	
PM	RATTAN SANDEEP	REV.00	SCALE - 1:150




ALL BEAM SIZE 300X500
FRAMING PLAN TYP. 2ND TO 3RD BASEMENT LVL.

- HATCH INDICATE COLUMN THROUGH FOUNDATION TO TERMINATION.
- HATCH INDICATE COLUMN/RETAINING WALL TERMINATE.

NOTES:-

DESCRIPTION	DRN	CHD.	REV	DATE

CLIENT



NHIDCL
 BUILDING INFRASTRUCTURE - BUILDING THE NATION

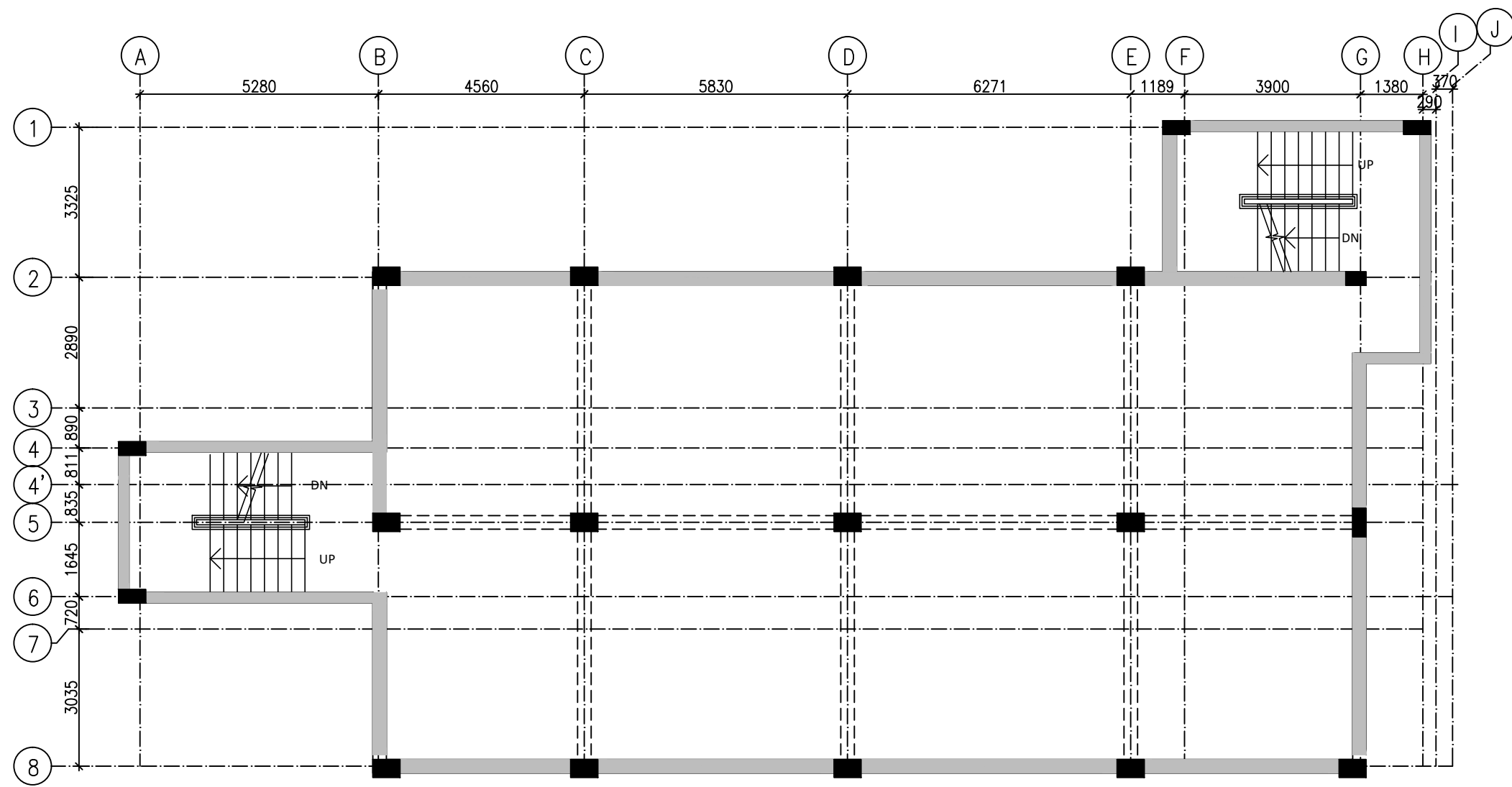
PROJECT MANAGEMENT CONSULTANT:



DIMTS
 We help people move

Joint Venture of Govt. of NCT of Delhi and IDFC Foundation
 1st Floor, I.S.B.T. Kashmere Gate, Delhi 110006.

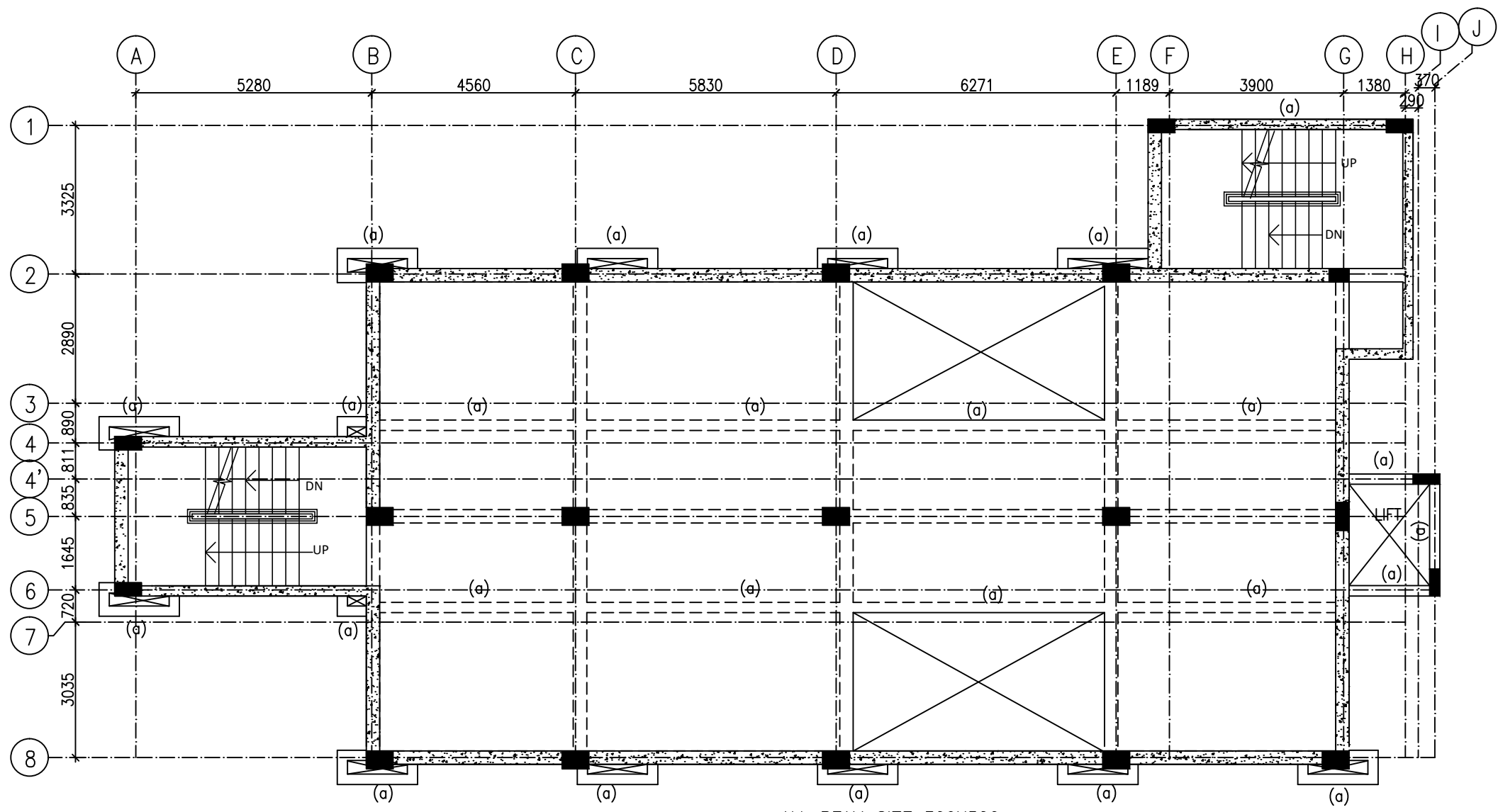
DATE		20.01.2020		Certified that this document has been designed and checked in accordance with DIMTS Quality Assurance Plan	
DRAWN BY		SACHIN		This drawing must not be either loaned, copied or otherwise reproduced in whole or in part or used for any purpose without the prior written permission of DIMTS.	
DESIGN BY		V.K.S.		NAME OF CLIENT - NATIONAL HIGHWAY & INFRASTRUCTURE DEVELOPMENT CORPORATION LTD.	
CHECKED BY		S.S.		PROJECT TITLE - CONSTRUCTION OF AUTOMATED MLCP AT CIVIL SECRETARIAT ITANAGAR, ARUNACHAL PRADESH	
PM		RATTAN SANDEEP		DRAWING TITLE - SECOND & THIRD BASEMENT LVL. FRAMING PLAN	
DRG.NO.		DIMTS/BP/NHIDCL/STR/S-1.103		PROJECT CODE -	
REV.00		SCALE - 1:150		SHEET NO. -03	
				STATUS -CONCEPT PLAN	



ALL BEAM SIZE 300X500
FRAMING PLAN AT 1st BASEMENT LVL.

- HATCH INDICATE COLUMN THROUGH FOUNDATION TO TERMINATION.
- HATCH INDICATE COLUMN/RETAINING WALL TERMINATE.

NOTES:- <table border="1" style="width: 100%; border-collapse: collapse;"> <thead> <tr> <th style="width: 15%;">DESCRIPTION</th> <th style="width: 5%;">DRN</th> <th style="width: 5%;">CHD.</th> <th style="width: 5%;">REV</th> <th style="width: 10%;">DATE</th> </tr> </thead> <tbody> <tr> <td> </td> <td> </td> <td> </td> <td> </td> <td> </td> </tr> </tbody> </table>	DESCRIPTION	DRN	CHD.	REV	DATE						CLIENT <p style="font-size: small;">BUILDING INFRASTRUCTURE - BUILDING THE NATION</p>	PROJECT MANAGEMENT CONSULTANT: <p style="font-size: x-small;">We help people move</p> <p style="font-size: x-small;">Joint Venture of Govt. of NCT of Delhi and IDFC Foundation 1st Floor, I.S.B.T. Kashmere Gate, Delhi 110006.</p>	<table border="1" style="width: 100%; border-collapse: collapse;"> <tr> <td style="width: 20%;">DATE</td> <td style="width: 20%;">20.01.2020</td> <td colspan="2" rowspan="4" style="font-size: x-small;">Certified that this document has been designed and checked in accordance with DIMTS Quality Assurance Plan This drawing must not be either loaned, copied or otherwise reproduced in whole or in part or used for any purpose without the prior written permission of DIMTS.</td> </tr> <tr> <td>DRAWN BY</td> <td>SACHIN</td> </tr> <tr> <td>DESIGN BY</td> <td>V.K.S.</td> </tr> <tr> <td>CHECKED BY</td> <td>S.S.</td> </tr> <tr> <td>PM</td> <td>RATTAN SANDEEP</td> <td style="width: 20%;">DRG.NO</td> <td style="width: 20%;">DIMTS/BP/NHIDCL/STR/S- 1.104</td> <td style="width: 10%;">REV.00</td> <td style="width: 10%;">SCALE -1:150</td> <td style="width: 10%;">PROJECT CODE -</td> <td style="width: 10%;">STATUS -CONCEPT PLAN</td> </tr> </table>	DATE	20.01.2020	Certified that this document has been designed and checked in accordance with DIMTS Quality Assurance Plan This drawing must not be either loaned, copied or otherwise reproduced in whole or in part or used for any purpose without the prior written permission of DIMTS.		DRAWN BY	SACHIN	DESIGN BY	V.K.S.	CHECKED BY	S.S.	PM	RATTAN SANDEEP	DRG.NO	DIMTS/BP/NHIDCL/STR/S- 1.104	REV.00	SCALE -1:150	PROJECT CODE -	STATUS -CONCEPT PLAN	<table border="1" style="width: 100%; border-collapse: collapse;"> <tr> <td colspan="2" style="font-size: x-small;">NAME OF CLIENT - NATIONAL HIGHWAY & INFRASTRUCTURE DEVELOPMENT CORPORATION LTD.</td> <td rowspan="2" style="font-size: x-small;">PROJECT CODE -</td> </tr> <tr> <td colspan="2" style="font-size: x-small;">PROJECT TITLE - CONSTRUCTION OF AUTOMATED MLCP AT CIVIL SECRETARIAT ITANAGAR, ARUNACHAL PRADESH</td> </tr> <tr> <td colspan="2" style="font-size: x-small;">DRAWING TITLE - FIRST BASEMENT LVL. FRAMING PLAN</td> <td style="font-size: x-small;">SHEET NO. -04</td> </tr> </table>	NAME OF CLIENT - NATIONAL HIGHWAY & INFRASTRUCTURE DEVELOPMENT CORPORATION LTD.		PROJECT CODE -	PROJECT TITLE - CONSTRUCTION OF AUTOMATED MLCP AT CIVIL SECRETARIAT ITANAGAR, ARUNACHAL PRADESH		DRAWING TITLE - FIRST BASEMENT LVL. FRAMING PLAN		SHEET NO. -04
DESCRIPTION	DRN	CHD.	REV	DATE																																				
DATE	20.01.2020	Certified that this document has been designed and checked in accordance with DIMTS Quality Assurance Plan This drawing must not be either loaned, copied or otherwise reproduced in whole or in part or used for any purpose without the prior written permission of DIMTS.																																						
DRAWN BY	SACHIN																																							
DESIGN BY	V.K.S.																																							
CHECKED BY	S.S.																																							
PM	RATTAN SANDEEP	DRG.NO	DIMTS/BP/NHIDCL/STR/S- 1.104	REV.00	SCALE -1:150	PROJECT CODE -	STATUS -CONCEPT PLAN																																	
NAME OF CLIENT - NATIONAL HIGHWAY & INFRASTRUCTURE DEVELOPMENT CORPORATION LTD.		PROJECT CODE -																																						
PROJECT TITLE - CONSTRUCTION OF AUTOMATED MLCP AT CIVIL SECRETARIAT ITANAGAR, ARUNACHAL PRADESH																																								
DRAWING TITLE - FIRST BASEMENT LVL. FRAMING PLAN		SHEET NO. -04																																						



ALL BEAM SIZE 300X500
FRAMING PLAN AT GROUND FLOOR LVL.

HATCH INDICATE COLUMN THROUGH FOUNDATION TO TERMINATION.
 HATCH INDICATE COLUMN/RETAINING WALL TERMINATE.


SCHEDULE OF BEAM SIZE :-

MARK	BEAM SIZE
(a)	230X500

NOTES:-

DESCRIPTION	DRN.	CHD.	REV.	DATE

CLIENT



NHIDCL
BUILDING INFRASTRUCTURE - BUILDING THE NATION

PROJECT MANAGEMENT CONSULTANT:

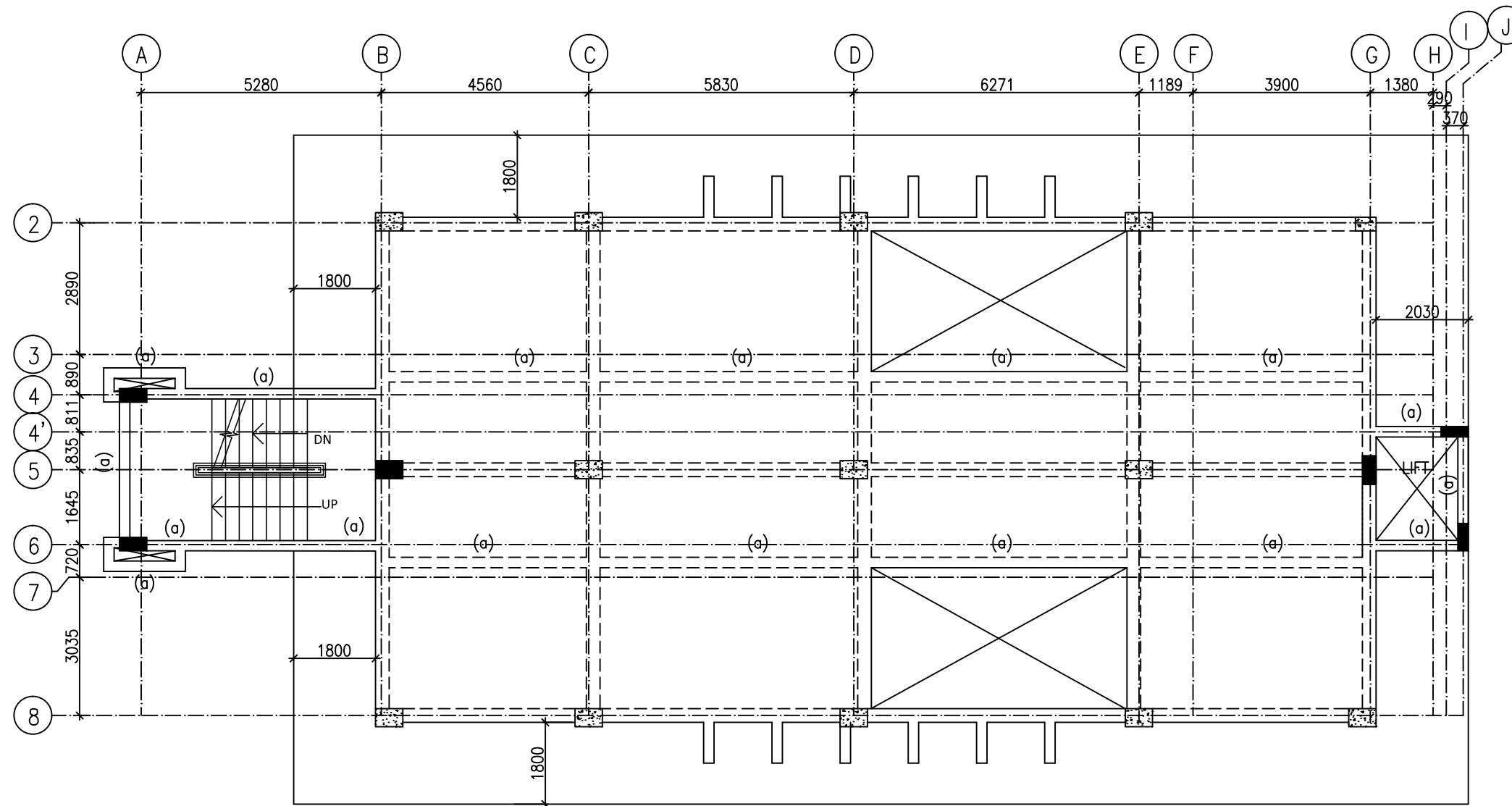


DIMTS
We help people move



Joint Venture of Govt. of NCT of Delhi and IDFC Foundation
1st Floor, I.S.B.T. Kashmere Gate, Delhi 110006.

DATE	20.01.2020
DRAWN BY	SACHIN
DESIGN BY	V.K.S.
CHECKED BY	S.S.
PM	RATTAN SANDEEP

Certified that this document has been designed and checked in accordance with DIMTS Quality Assurance Plan This drawing must not be either loaned, copied or otherwise reproduced in whole or in part or used for any purpose without the prior written permission of DIMTS.			
NAME OF CLIENT - NATIONAL HIGHWAY & INFRASTRUCTURE DEVELOPMENT CORPORATION LTD.		PROJECT CODE-	
PROJECT TITLE - CONSTRUCTION OF AUTOMATED MLCP AT CIVIL SECRETARIAT ITANAGAR, ARUNACHAL PRADESH		SHEET NO.-05	
DRAWING TITLE - GROUND FLOOR FRAMING PLAN		STATUS -CONCEPT PLAN	
DRG.NO.	DIMTS/BP/NHIDCL/STR/S- 1.105	REV.00	SCALE -1:150



ALL BEAM SIZE 300X500
FRAMING PLAN AT TERRACE LVL.

 HATCH INDICATE COLUMN THROUGH FOUNDATION TO TERMINATION.
 HATCH INDICATE COLUMN/RETAINING WALL TERMINATE.

SCHEDULE OF BEAM SIZE :-

MARK	BEAM SIZE
(a)	230X500

NOTES:-

CLIENT



PROJECT MANAGEMENT CONSULTANT:



Joint Venture of Govt. of NCT of Delhi and IDFC Foundation
 1st Floor, I.S.B.T. Kashmere Gate, Delhi 110006.

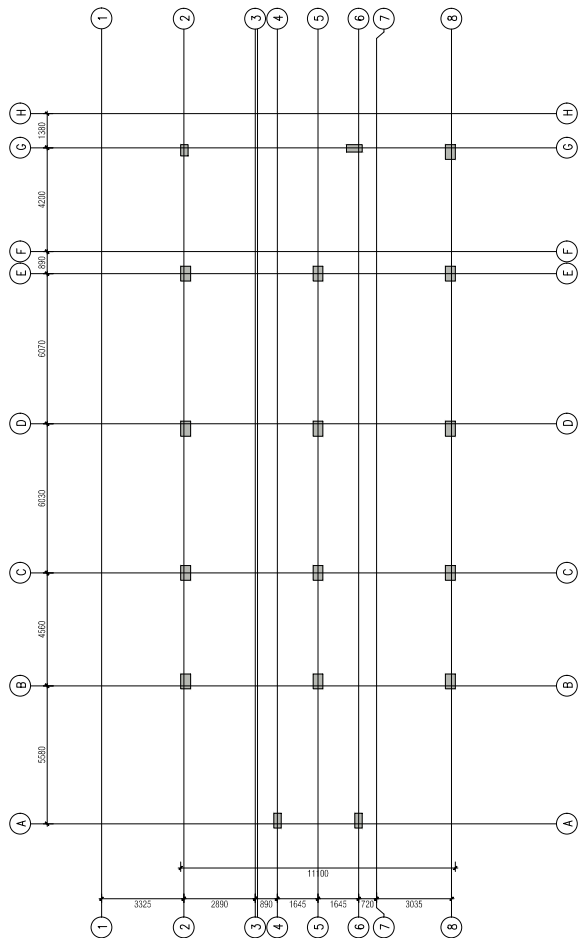
Certified that this document has been designed and checked in accordance with DIMTS Quality Assurance Plan

This drawing must not be either loaned, copied or otherwise reproduced in whole or in part or used for any purpose without the prior written permission of DIMTS.

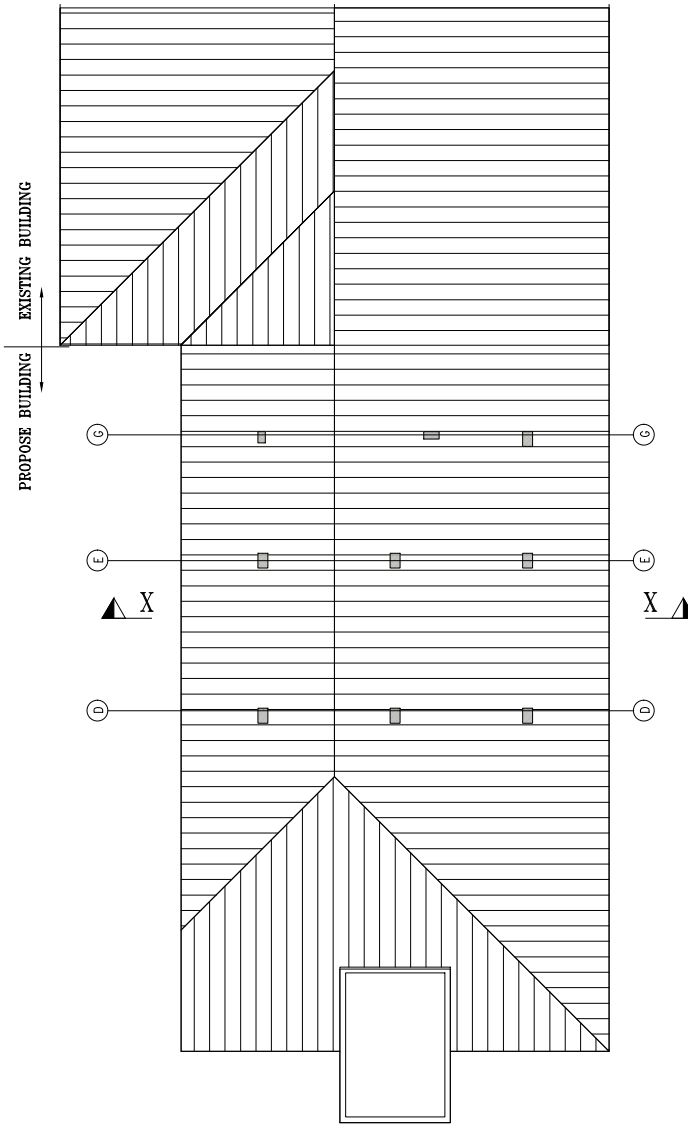
DESCRIPTION	DRN	CHD.	REV	DATE

DATE	20.01.2020
DRAWN BY	SACHIN
DESIGN BY	V.K.S.
CHECKED BY	S.S.
PM	RATTAN SANDEEP

NAME OF CLIENT - NATIONAL HIGHWAY & INFRASTRUCTURE DEVELOPMENT CORPORATION LTD.		PROJECT CODE -
PROJECT TITLE - CONSTRUCTION OF AUTOMATED MLCP AT CIVIL SECRETARIAT ITANAGAR, ARUNACHAL PRADESH		SHEET NO. - 10
DRAWING TITLE - TERRACE LVL. FRAMING PLAN		STATUS - CONCEPT PLAN
DRG. NO.	DIMTS/BP/NHIDCL/STR/S-1.110	REV. 00
SCALE	-1:150	



COLUMN LAYOUT PLAN



ROOF PLAN

NOTES:-

CLIENT



PROJECT MANAGEMENT CONSULTANT:

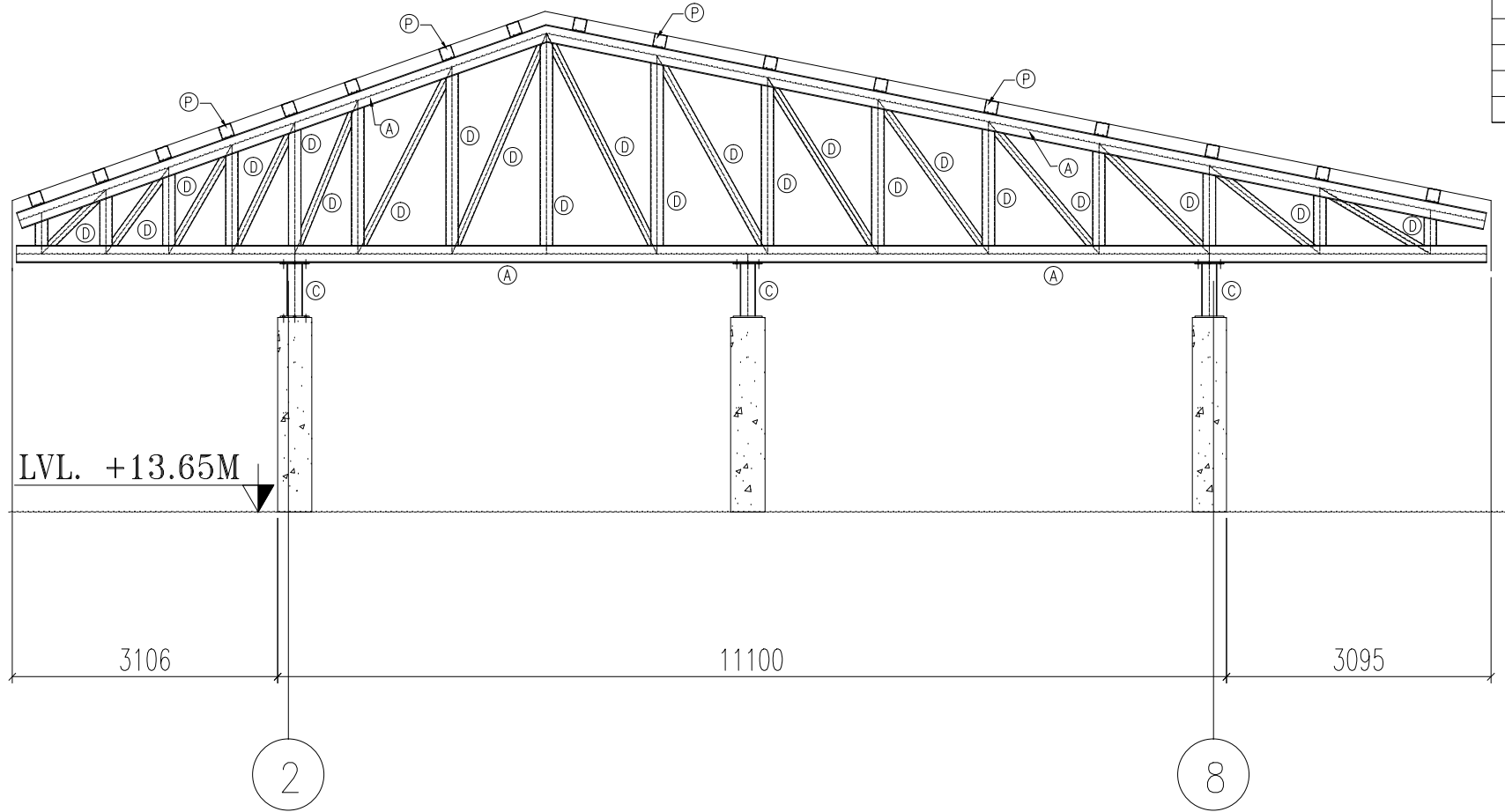


Joint Venture of Govt. of NCT of Delhi and IDFC Foundation
1st Floor, I.S.B.T, Kashmere Gate, Delhi 110006.



DATE		Certified that this document has been designed and checked in accordance with DIMTS Quality Assurance Plan <small>This drawing must not be either loaned, copied or otherwise reproduced in whole or in part or used for any purpose without the prior written permission of DIMTS.</small>	
DRAWN BY		NAME OF CLIENT - NATIONAL HIGHWAY & INFRASTRUCTURE DEVELOPMENT CORPORATION LTD.	
DESIGN BY		PROJECT TITLE - CONSTRUCTION OF MLCP AT CIVIL SECRETARIAT ITANAGAR, ARUNACHAL PRADESH	
CHECKED BY		DRAWING TITLE - COLUMN LAYOUT AND ROOF PLAN	
PM	RATTAN SANDEEP	DRG.NO. DIMTS/BP/NHIDCL/STR/S-1.111	REV.00 SCALE -1:1
		PROJECT CODE-	
		SHEET NO.-12	
		STATUS -CONCEPT PLAN	

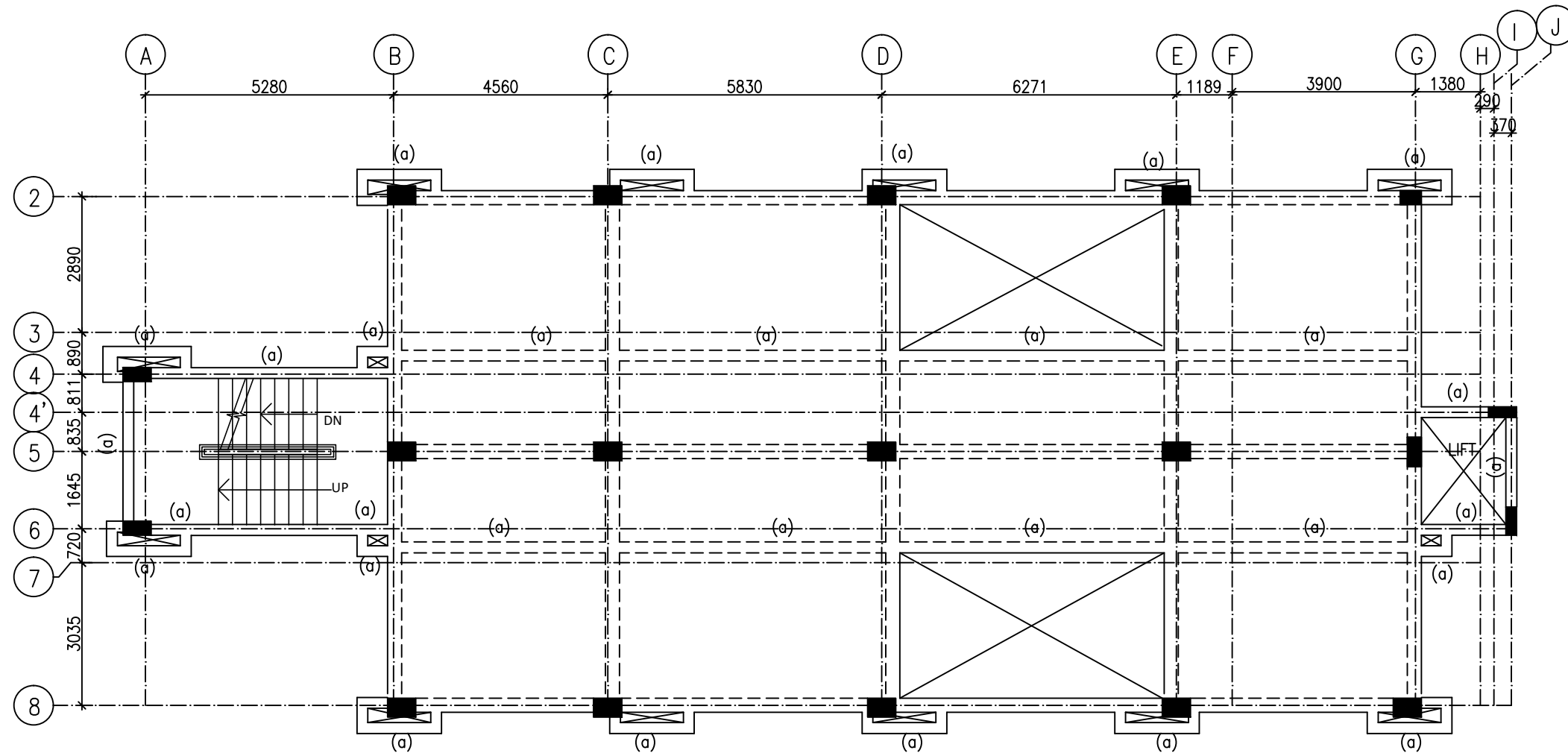
DESCRIPTION	DRN	CHD	REV.	DATE
	S.S	R.S.	RS	18.01.2020

PART MARK	SECTION
A	ISMC-250BOX
C	ISMC-300BOX
D	SHS 150X150X6
D	SHS 150X150X6
P	SHS 100X100X4





SECTION X-X

<p>NOTES:-</p>	<p>CLIENT</p> 	<p>PROJECT MANAGEMENT CONSULTANT:</p>  <p style="font-size: small;">Joint Venture of Govt. of NCT of Delhi and IDFC Foundation 1st Floor, I.S.B.T. Kashmere Gate, Delhi 110006.</p>	<p>Certified that this document has been designed and checked in accordance with DIMTS Quality Assurance Plan <small>This drawing must not be either loaned, copied or otherwise reproduced in whole or in part or used for any purpose without the prior written permission of DIMTS.</small></p> <table border="1" style="width: 100%; border-collapse: collapse;"> <tr> <td style="width: 15%;">DATE</td> <td style="width: 15%;"></td> <td style="width: 55%;">NAME OF CLIENT - NATIONAL HIGHWAY & INFRASTRUCTURE DEVELOPMENT CORPORATION LTD.</td> <td style="width: 15%;">PROJECT CODE -</td> </tr> <tr> <td>DRAWN BY</td> <td>SS</td> <td>PROJECT TITLE - CONSTRUCTION OF MLCP AT CIVIL SECRETARIAT ITANAGAR, ARUNACHAL PRADESH</td> <td>SHEET NO.-13</td> </tr> <tr> <td>DESIGN BY</td> <td>RS</td> <td>DRAWING TITLE - SECTION AND DETAILS</td> <td>STATUS -CONCEPT SECTION</td> </tr> <tr> <td>CHECKED BY</td> <td>RS</td> <td>DRG.NO. DIMTS/BP/NHIDCL/STR/S-1112</td> <td>REV.00 SCALE -1:1</td> </tr> <tr> <td>PM</td> <td>RATTAN SANDEEP</td> <td></td> <td></td> </tr> </table>	DATE		NAME OF CLIENT - NATIONAL HIGHWAY & INFRASTRUCTURE DEVELOPMENT CORPORATION LTD.	PROJECT CODE -	DRAWN BY	SS	PROJECT TITLE - CONSTRUCTION OF MLCP AT CIVIL SECRETARIAT ITANAGAR, ARUNACHAL PRADESH	SHEET NO.-13	DESIGN BY	RS	DRAWING TITLE - SECTION AND DETAILS	STATUS -CONCEPT SECTION	CHECKED BY	RS	DRG.NO. DIMTS/BP/NHIDCL/STR/S-1112	REV.00 SCALE -1:1	PM	RATTAN SANDEEP		
DATE		NAME OF CLIENT - NATIONAL HIGHWAY & INFRASTRUCTURE DEVELOPMENT CORPORATION LTD.	PROJECT CODE -																				
DRAWN BY	SS	PROJECT TITLE - CONSTRUCTION OF MLCP AT CIVIL SECRETARIAT ITANAGAR, ARUNACHAL PRADESH	SHEET NO.-13																				
DESIGN BY	RS	DRAWING TITLE - SECTION AND DETAILS	STATUS -CONCEPT SECTION																				
CHECKED BY	RS	DRG.NO. DIMTS/BP/NHIDCL/STR/S-1112	REV.00 SCALE -1:1																				
PM	RATTAN SANDEEP																						
<table border="1" style="width: 100%; border-collapse: collapse;"> <thead> <tr> <th>DESCRIPTION</th> <th>DRN</th> <th>CHD</th> <th>REV</th> <th>DATE</th> </tr> </thead> <tbody> <tr> <td> </td> <td> </td> <td> </td> <td> </td> <td> </td> </tr> </tbody> </table>	DESCRIPTION	DRN	CHD	REV	DATE						<table border="1" style="width: 100%; border-collapse: collapse;"> <thead> <tr> <th>S.S</th> <th>R.S</th> <th>RO</th> <th>DATE</th> </tr> </thead> <tbody> <tr> <td> </td> <td> </td> <td> </td> <td>18.01.2020</td> </tr> </tbody> </table>	S.S	R.S	RO	DATE				18.01.2020				
DESCRIPTION	DRN	CHD	REV	DATE																			
S.S	R.S	RO	DATE																				
			18.01.2020																				



ALL BEAM SIZE 300X500
FRAMING PLAN AT FIRST FLOOR

 HATCH INDICATE COLUMN THROUGH FOUNDATION TO TERMINATION.
 HATCH INDICATE COLUMN/RETAINING WALL TERMINATE.

SCHEDULE OF BEAM SIZE :-

MARK	BEAM SIZE
(a)	230X500

NOTES:-

DESCRIPTION	DRN	CHD.	REV.	DATE

CLIENT

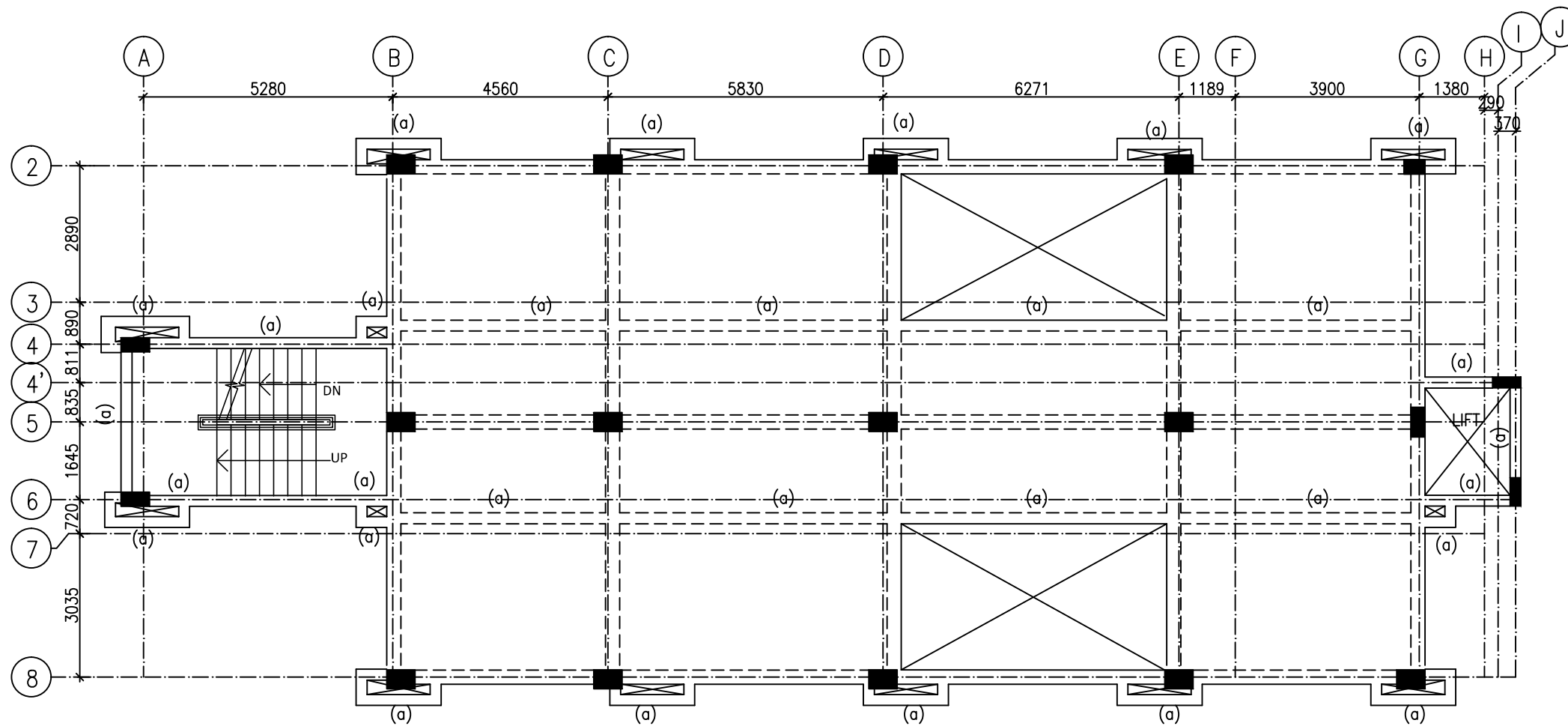


PROJECT MANAGEMENT CONSULTANT:





Joint Venture of Govt. of NCT of Delhi and IDFC Foundation
 1st Floor, I.S.B.T. Kashmere Gate, Delhi 110006.

DATE		20.01.2020		Certified that this document has been designed and checked in accordance with DIMTS Quality Assurance Plan	
DRAWN BY		SACHIN		This drawing must not be either loaned, copied or otherwise reproduced in whole or in part or used for any purpose without the prior written permission of DIMTS.	
DESIGN BY		V.K.S.		NAME OF CLIENT - NATIONAL HIGHWAY & INFRASTRUCTURE DEVELOPMENT CORPORATION LTD.	
CHECKED BY		S.S.		PROJECT TITLE - CONSTRUCTION OF AUTOMATED MLCP AT CIVIL SECRETARIAT ITANAGAR, ARUNACHAL PRADESH	
PM		RATTAN SANDEEP		DRAWING TITLE - FIRST FLOOR FRAMING PLAN	
DRG.NO.		DIMTS/BP/NHIDCL/STR/S- 1.106		PROJECT CODE-	
REV.00		SCALE -1:150		SHEET NO.-06	
				STATUS -CONCEPT PLAN	



ALL BEAM SIZE 300X500
FRAMING PLAN AT SECOND FLOOR

 HATCH INDICATE COLUMN THROUGH FOUNDATION TO TERMINATION.
 HATCH INDICATE COLUMN/RETAINING WALL TERMINATE.

SCHEDULE OF BEAM SIZE :-

MARK	BEAM SIZE
(a)	230X500

NOTES:-

DESCRIPTION	DRN	CHD	REV	DATE

CLIENT



PROJECT MANAGEMENT CONSULTANT:

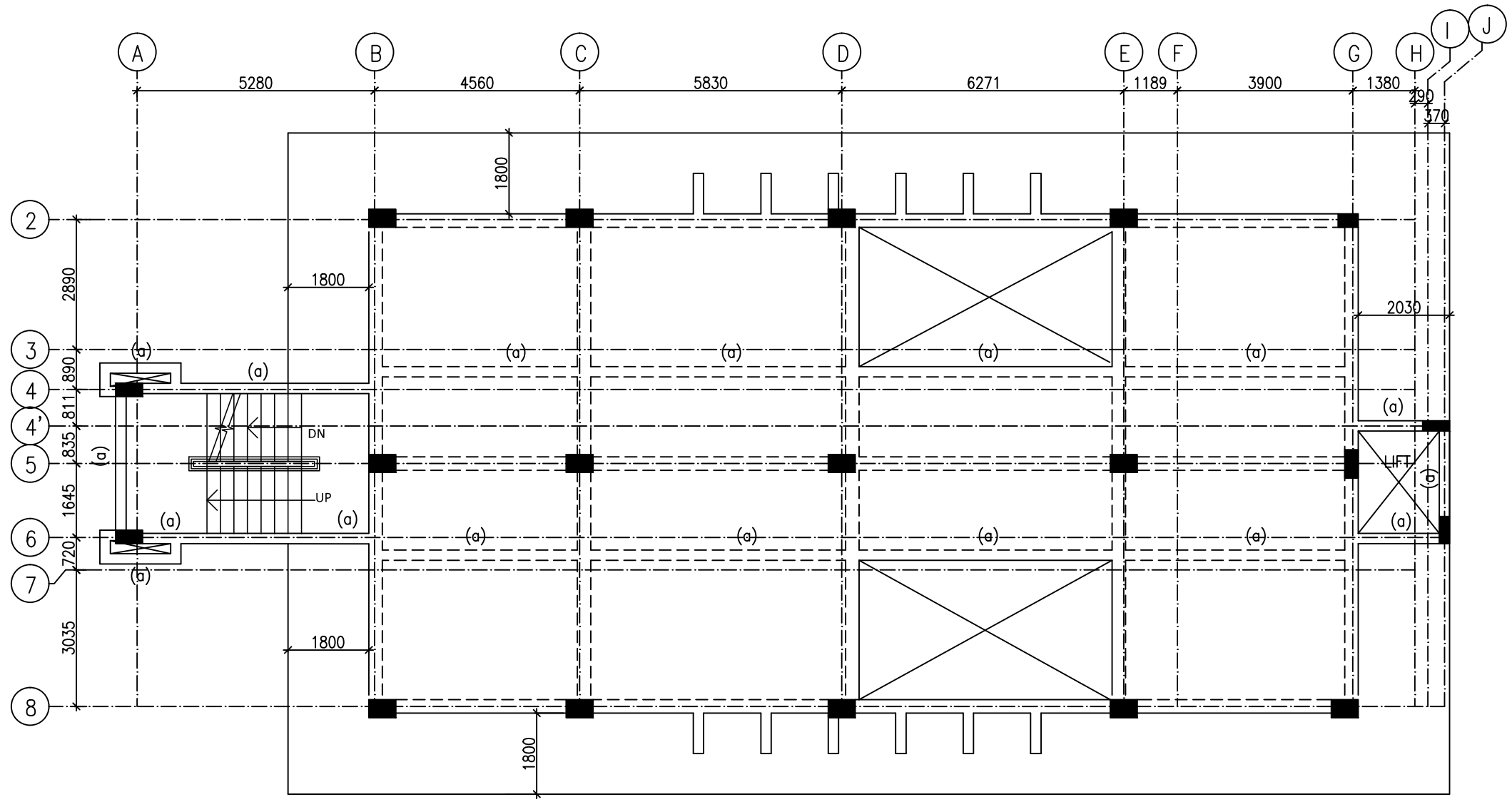


Joint Venture of Govt. of NCT of Delhi and IDFC Foundation
 1st Floor, I.S.B.T. Kashmere Gate, Delhi 110006.



Certified that this document has been designed and checked in accordance with DIMTS Quality Assurance Plan

This drawing must not be either loaned, copied or otherwise reproduced in whole or in part or used for any purpose without the prior written permission of DIMTS.

DATE	20.01.2020	NAME OF CLIENT - NATIONAL HIGHWAY & INFRASTRUCTURE DEVELOPMENT CORPORATION LTD.	
DRAWN BY	SACHIN	PROJECT TITLE - CONSTRUCTION OF AUTOMATED MLCP AT CIVIL SECRETARIAT ITANAGAR, ARUNACHAL PRADESH	PROJECT CODE-
DESIGN BY	V.K.S.	DRAWING TITLE - SECOND FLOOR FRAMING PLAN	SHEET NO.-07
CHECKED BY	S.S.	DRG.NO. DIMTS/BP/NHIDCL/STR/S-1.107	STATUS -CONCEPT PLAN
PM	RATTAN SANDEEP	REV.00	SCALE -1:150



ALL BEAM SIZE 300X500
FRAMING PLAN AT THIRD FLOOR

 HATCH INDICATE COLUMN THROUGH FOUNDATION TO TERMINATION.
 HATCH INDICATE COLUMN/RETAINING WALL TERMINATE.


SCHEDULE OF BEAM SIZE :-

MARK	BEAM SIZE
(a)	230X500

NOTES:-

DESCRIPTION	DRN	CHD	REV	DATE

CLIENT



NHIDCL
 BUILDING INFRASTRUCTURE - BUILDING THE NATION

PROJECT MANAGEMENT CONSULTANT:

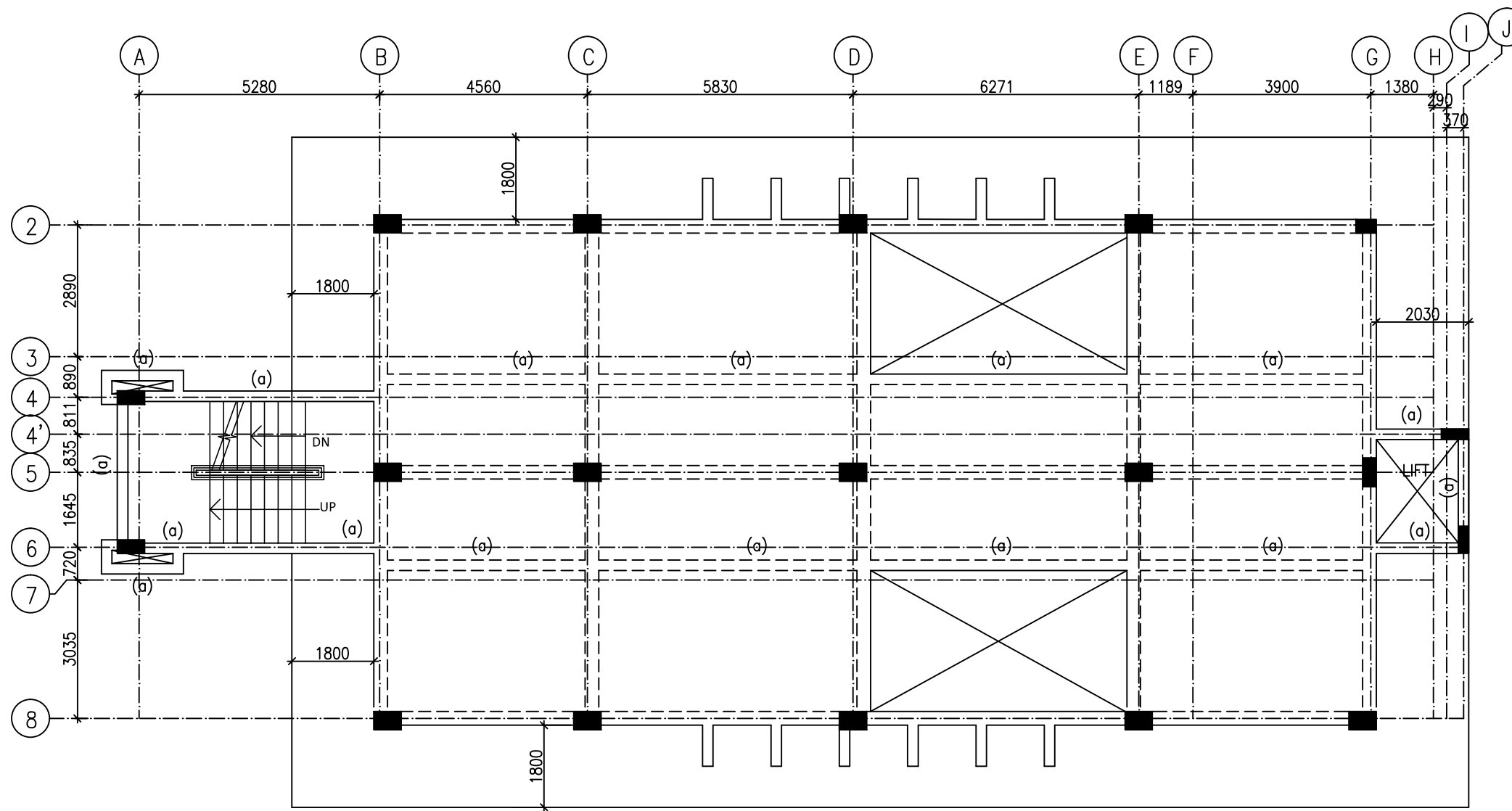


DIMTS
 We help people move

Joint Venture of Govt. of NCT of Delhi and IDFC Foundation
 1st Floor, I.S.B.T. Kashmere Gate, Delhi 110006.

DATE	20.01.2020
DRAWN BY	SACHIN
DESIGN BY	V.K.S.
CHECKED BY	S.S.
PM	RATTAN SANDEEP

Certified that this document has been designed and checked in accordance with DIMTS Quality Assurance Plan			
This drawing must not be either loaned, copied or otherwise reproduced in whole or in part or used for any purpose without the prior written permission of DIMTS.			
NAME OF CLIENT - NATIONAL HIGHWAY & INFRASTRUCTURE DEVELOPMENT CORPORATION LTD.		PROJECT CODE-	
PROJECT TITLE - CONSTRUCTION OF AUTOMATED MLCP AT CIVIL SECRETARIAT ITANAGAR, ARUNACHAL PRADESH		SHEET NO.- 08	
DRAWING TITLE - THIRD FLOOR FRAMING PLAN		STATUS - CONCEPT PLAN	
DRG.NO.	DIMTS/BP/NHIDCL/STR/S-1.108	REV.00	SCALE -1:150



ALL BEAM SIZE 300X500
FRAMING PLAN AT FOURTH FLOOR

- HATCH INDICATE COLUMN THROUGH FOUNDATION TO TERMINATION.
- HATCH INDICATE COLUMN/RETAINING WALL TERMINATE.

SCHEDULE OF BEAM SIZE :-

MARK	BEAM SIZE
(a)	230X500

NOTES:-

CLIENT



PROJECT MANAGEMENT CONSULTANT:



Joint Venture of Govt. of NCT of Delhi and IDFC Foundation
1st Floor, I.S.B.T. Kashmere Gate, Delhi 110006.

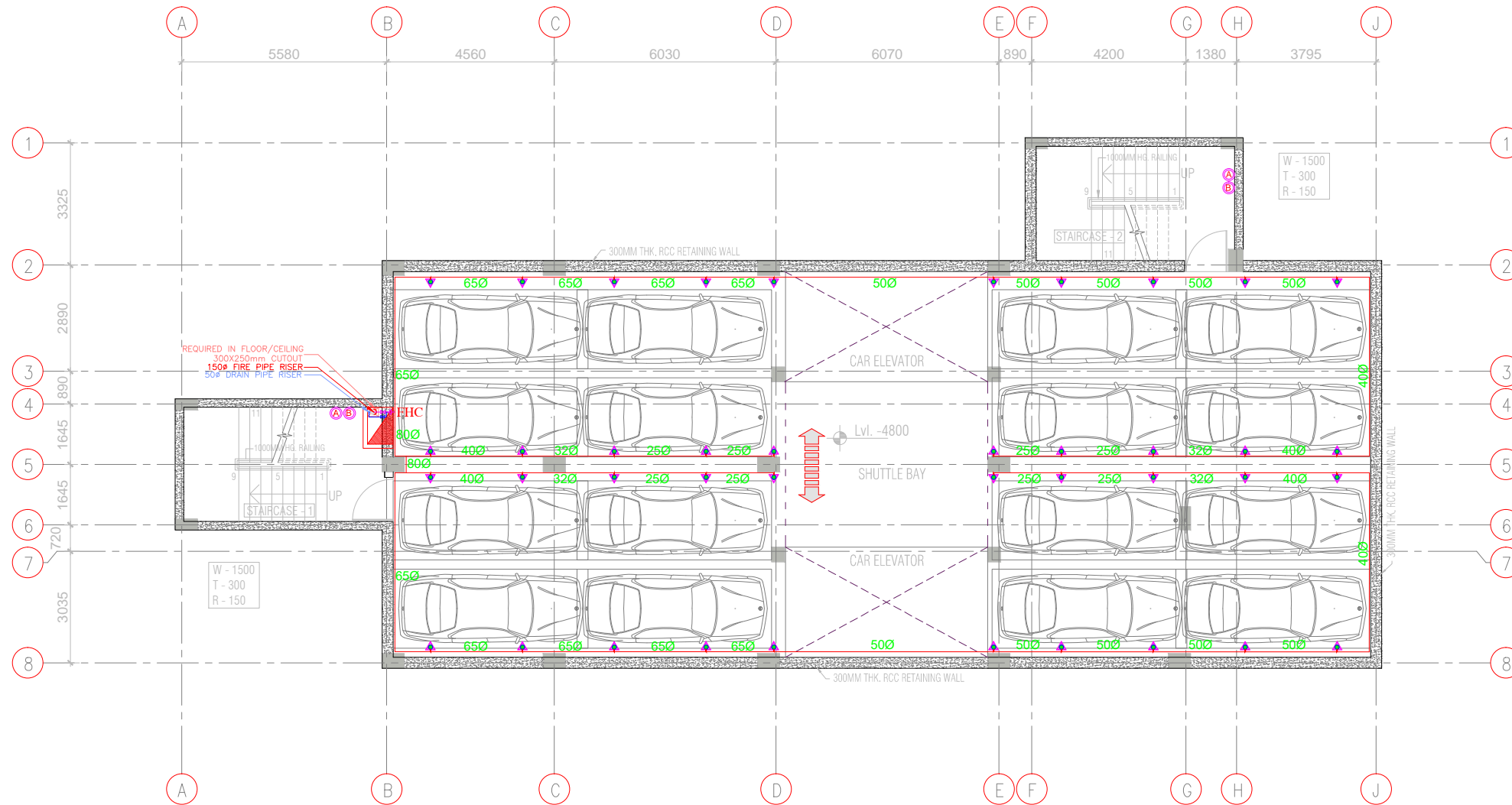
Certified that this document has been designed and checked in accordance with DIMTS Quality Assurance Plan

This drawing must not be either loaned, copied or otherwise reproduced in whole or in part or used for any purpose without the prior written permission of DIMTS.

DESCRIPTION	DRN	CHD.	REV	DATE

DATE	20.01.2020
DRAWN BY	SACHIN
DESIGN BY	V.K.S.
CHECKED BY	S.S.
PM	RATTAN SANDEEP

NAME OF CLIENT - NATIONAL HIGHWAY & INFRASTRUCTURE DEVELOPMENT CORPORATION LTD.		PROJECT CODE -
PROJECT TITLE - CONSTRUCTION OF AUTOMATED MLCP AT CIVIL SECRETARIAT ITANAGAR, ARUNACHAL PRADESH		SHEET NO. -09
DRAWING TITLE - FOURTH FLOOR FRAMING PLAN		STATUS -CONCEPT PLAN
DRG.NO	DIMTS/BP/NHIDCL/STR/S-1.109	REV.00
SCALE	-1:150	



2ND,3RD & 4TH BASEMENT LEVEL PLAN 16 CAR SPACE PER FLOOR

SPRINKLER PIPE SIZE	
SPRINKLER	PIPE SIZE
01 - 02	250
03	320
04 - 05	400
06 - 10	500
11 - 20	650
21 - 48	800
49 - 100	1000
100 Above	1500

LEGEND:-	
	PENDANT SPRINKLER
	SIDE THROW SPRINKLER
	UPRIGHT SPRINKLER
	ABC STORED PRESSURE DRY CHEMICAL POWDER 6 KG
	WATER TYPE STORED PRESSURE CAPACITY 9 LITERS.
	CARBON-DI-OXIDE FIRE EXTINGUISHERS 4.5 KG

NOTES:-

CLIENT



PROJECT MANAGEMENT CONSULTANT:



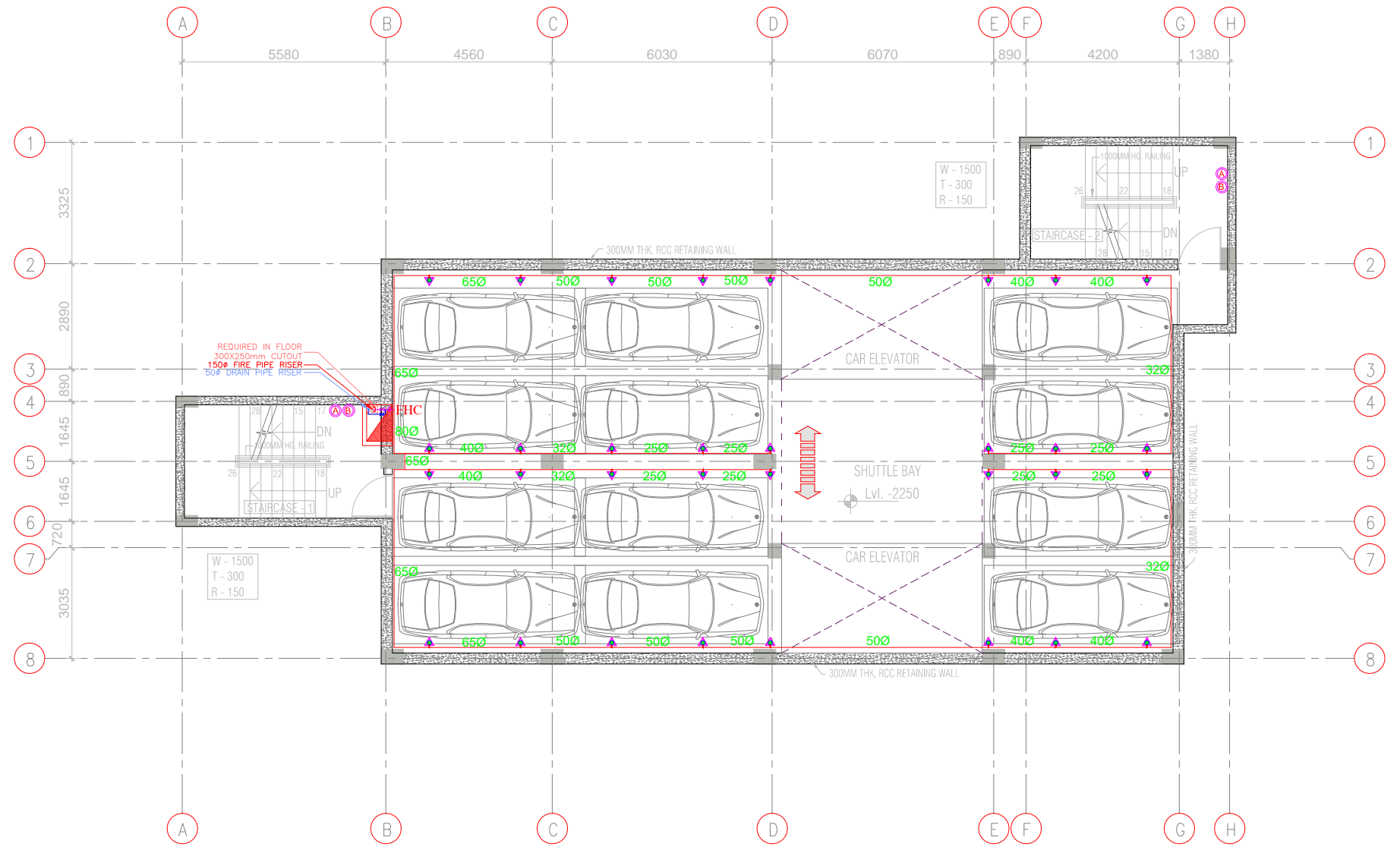
Joint Venture of Govt. of NCT of Delhi and IDFC Foundation
1st Floor, I.S.B.T. Kashmere Gate, Delhi 110006.

Certified that this document has been designed and checked in accordance with DIMTS Quality Assurance Plan

This drawing must not be either loaned, copied or otherwise reproduced in whole or in part or used for any purpose without the prior written permission of DIMTS.

DATE	JANUARY-2020	NAME OF CLIENT - NATIONAL HIGHWAY & INFRASTRUCTURE DEVELOPMENT CORPORATION LTD.	PROJECT CODE-
DRAWN BY	Maneesh	PROJECT TITLE - CONSTRUCTION OF AUTOMATIC MLCP AT CIVIL SECRETARIAT ITANAGAR, ARUNACHAL PRADESH	SHEET NO.-01
DESIGN BY	Prabhat	DRAWING TITLE - FIRE FIGHTING BASEMENT FLOOR PLANS	STATUS -CONCEPT PLAN
CHECKED BY	SAURABH	DRG.NO, DIMTS/BP/NHIDCL/FF/01	REV.00
PM	RAKESH S000	SCALE -1:150	

DESCRIPTION	DRN.	CHD.	REV.	DATE



**IST BASEMENT LEVEL PLAN
12 CAR SPACE PER FLOOR**

SPRINKLER PIPE SIZE	
SPRINKLER	PIPE SIZE
01 - 02	25Ø
03	32Ø
04 - 05	40Ø
06 - 10	50Ø
11 - 20	65Ø
21 - 48	80Ø
49 - 100	100Ø
100 Above	150Ø

LEGEND:-	
	PENDANT SPRINKLER
	SIDE THROW SPRINKLER
	UPRIGHT SPRINKLER
	ABC STORED PRESSURE DRY CHEMICAL POWDER 6 KG
	WATER TYPE STORED PRESSURE CAPACITY 9 LITERS.
	CARBON-DI-OXIDE FIRE EXTINGUISHERS 4.5 KG

NOTES:-

DESCRIPTION	DRN.	CHD.	REV.	DATE

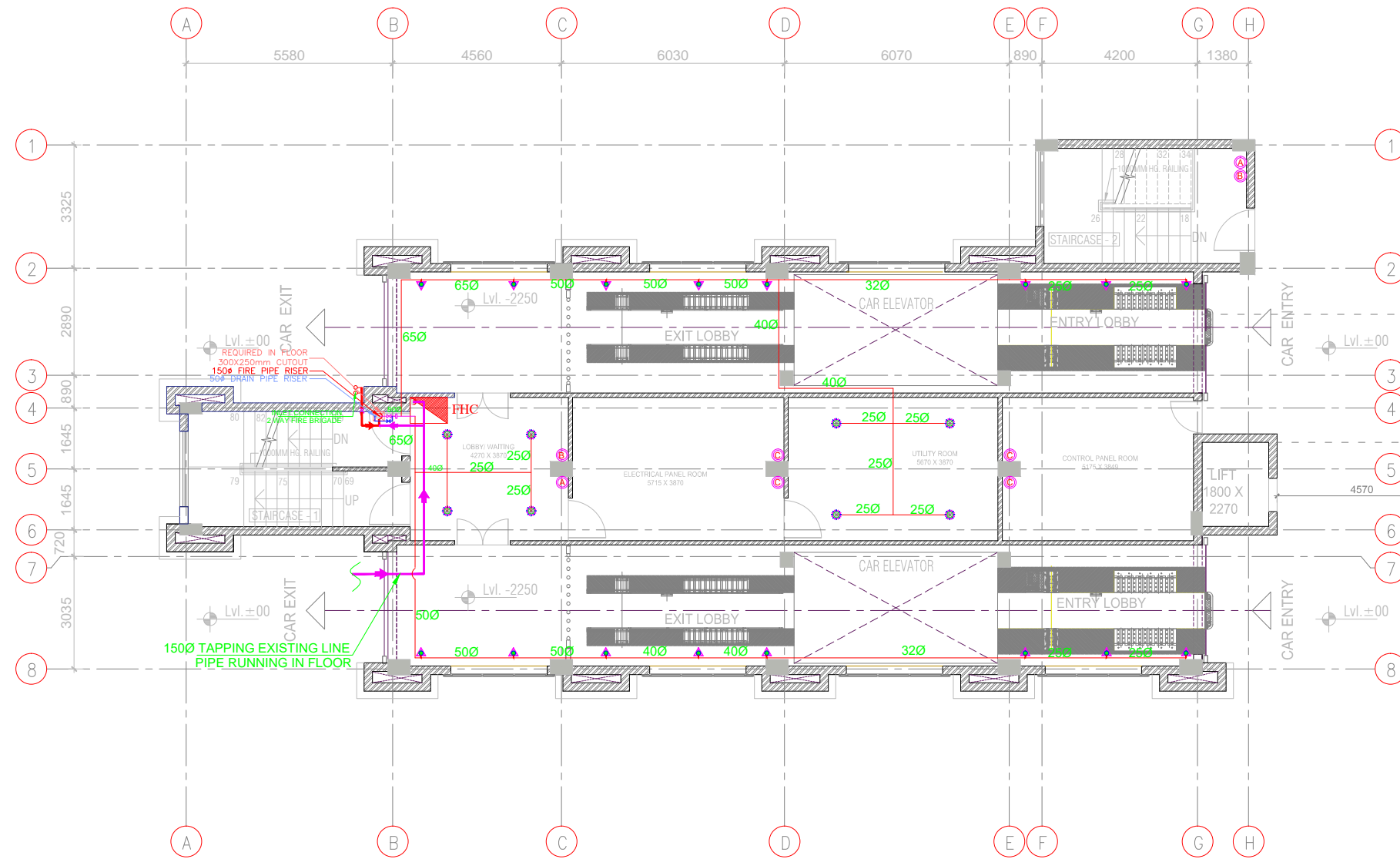
CLIENT

PROJECT MANAGEMENT CONSULTANT:

Joint Venture of Govt. of NCT of Delhi and IDFC Foundation
1st Floor, I.S.B.T. Kashmere Gate, Delhi 110006.

Certified that this document has been designed and checked in accordance with DIMTS Quality Assurance Plan			
This drawing must not be either loaned, copied or otherwise reproduced in whole or in part or used for any purpose without the prior written permission of DIMTS.			
DATE	JANUARY-2020	NAME OF CLIENT - NATIONAL HIGHWAY & INFRASTRUCTURE DEVELOPMENT CORPORATION LTD.	
DRAWN BY	Maneesh	PROJECT TITLE - CONSTRUCTION OF AUTOMATIC MLCP AT CIVIL SECRETARIAT ITANAGAR, ARUNACHAL PRADESH	PROJECT CODE-
DESIGN BY	Prabhat	DRAWING TITLE - FIRE FIGHTING BASEMENT FLOOR PLANS	SHEET NO.-01
CHECKED BY	SAURABH	DRG.NO, DIMTS/BP/NHIDCL/FF/02	STATUS -CONCEPT PLAN
PM	RAKESH S000	REV.00	SCALE -1:150

BLOCK -5



GROUND FLOOR ENTRANCE/EXIT LEVEL

SPRINKLER PIPE SIZE	
SPRINKLER	PIPE SIZE
01 - 02	250
03	320
04 - 05	400
06 - 10	500
11 - 20	650
21 - 48	800
49 - 100	1000
100 Above	1500

LEGEND:-

	PENDANT SPRINKLER
	SIDE THROW SPRINKLER
	UPRIGHT SPRINKLER
	ABC STORED PRESSURE DRY CHEMICAL POWDER 6 KG
	WATER TYPE STORED PRESSURE CAPACITY 9 LITERS.
	CARBON-DI-OXIDE FIRE EXTINGUISHERS 4.5 KG

NOTES:-

CLIENT



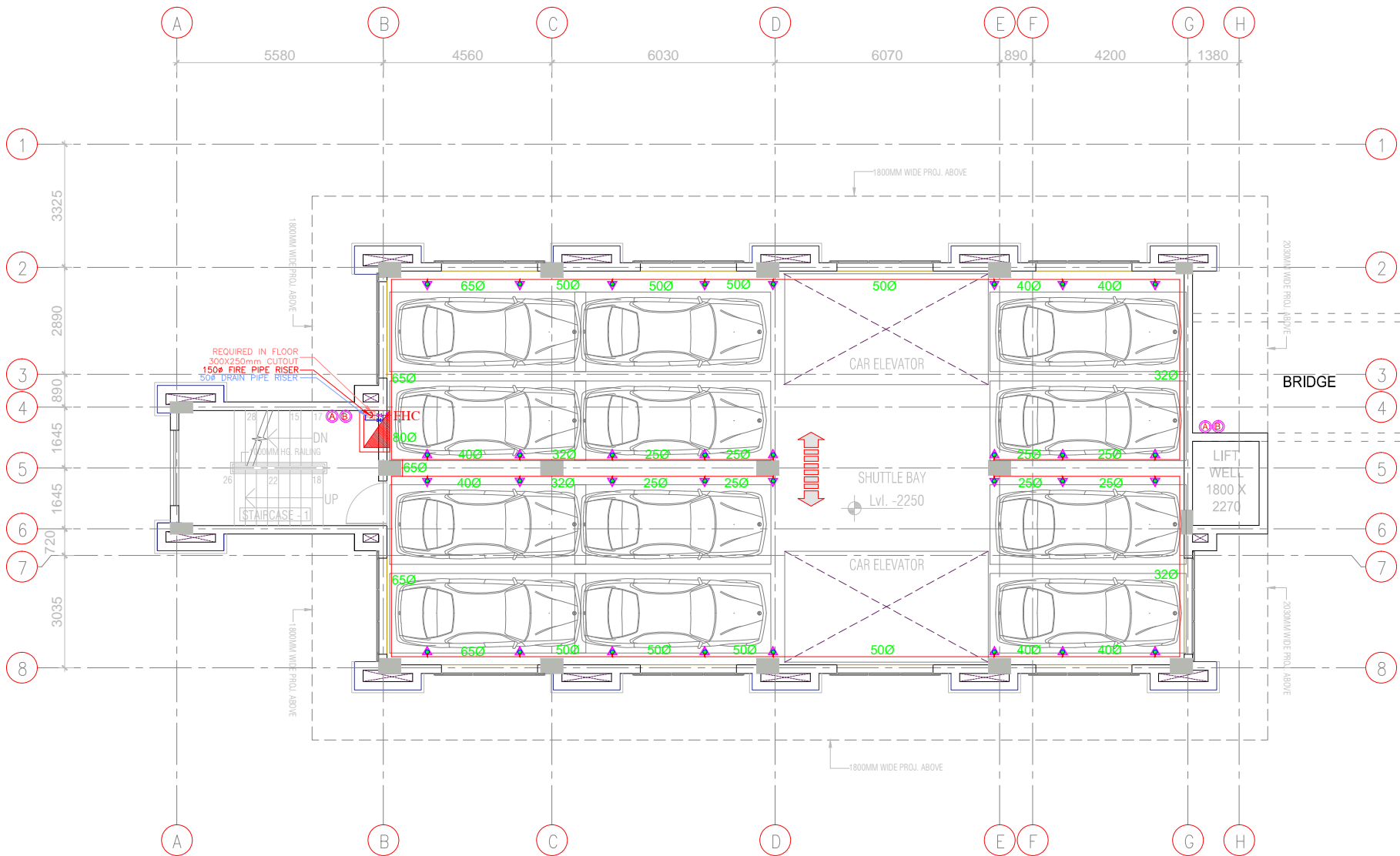
PROJECT MANAGEMENT CONSULTANT:



Joint Venture of Govt. of NCT of Delhi and IDFC Foundation
1st Floor, I.S.B.T. Kashmere Gate, Delhi 110006.

DATE		JANUARY-2020		Certified that this document has been designed and checked in accordance with DIMTS Quality Assurance Plan This drawing must not be either loaned, copied or otherwise reproduced in whole or in part or used for any purpose without the prior written permission of DIMTS.	
DRAWN BY		Maneesh		NAME OF CLIENT - NATIONAL HIGHWAY & INFRASTRUCTURE DEVELOPMENT CORPORATION LTD.	
DESIGN BY		Prabhat		PROJECT TITLE - CONSTRUCTION OF AUTOMATIC MLCP AT CIVIL SECRETARIAT ITANAGAR, ARUNACHAL PRADESH	
CHECKED BY		SAURABH		DRAWING TITLE - FIRE FIGHTING GROUND FLOOR PLAN	
PM		RAKESH SOOD		PROJECT CODE-	
DRG.NO.		DIMTS/BP/NHIDCL/FF/03		SHEET NO.-01	
REV.00		SCALE -1:150		STATUS -CONCEPT PLAN	

DESCRIPTION	DRN.	CHD.	REV.	DATE



BLOCK -5

SECOND FLOOR PLAN 12 CAR SPACE PER FLOOR

SPRINKLER PIPE SIZE	
SPRINKLER	PIPE SIZE
01 - 02	250
03	320
04 - 05	400
06 - 10	500
11 - 20	650
21 - 48	800
49 - 100	1000
100 Above	1500

LEGEND:-	
	PENDANT SPRINKLER
	SIDE THROW SPRINKLER
	UPRIGHT SPRINKLER
	ABC STORED PRESSURE DRY CHEMICAL POWDER 6 KG
	WATER TYPE STORED PRESSURE CAPACITY 9 LITERS.
	CARBON-DI-OXIDE FIRE EXTINGUISHERS 4.5 KG

NOTES:-

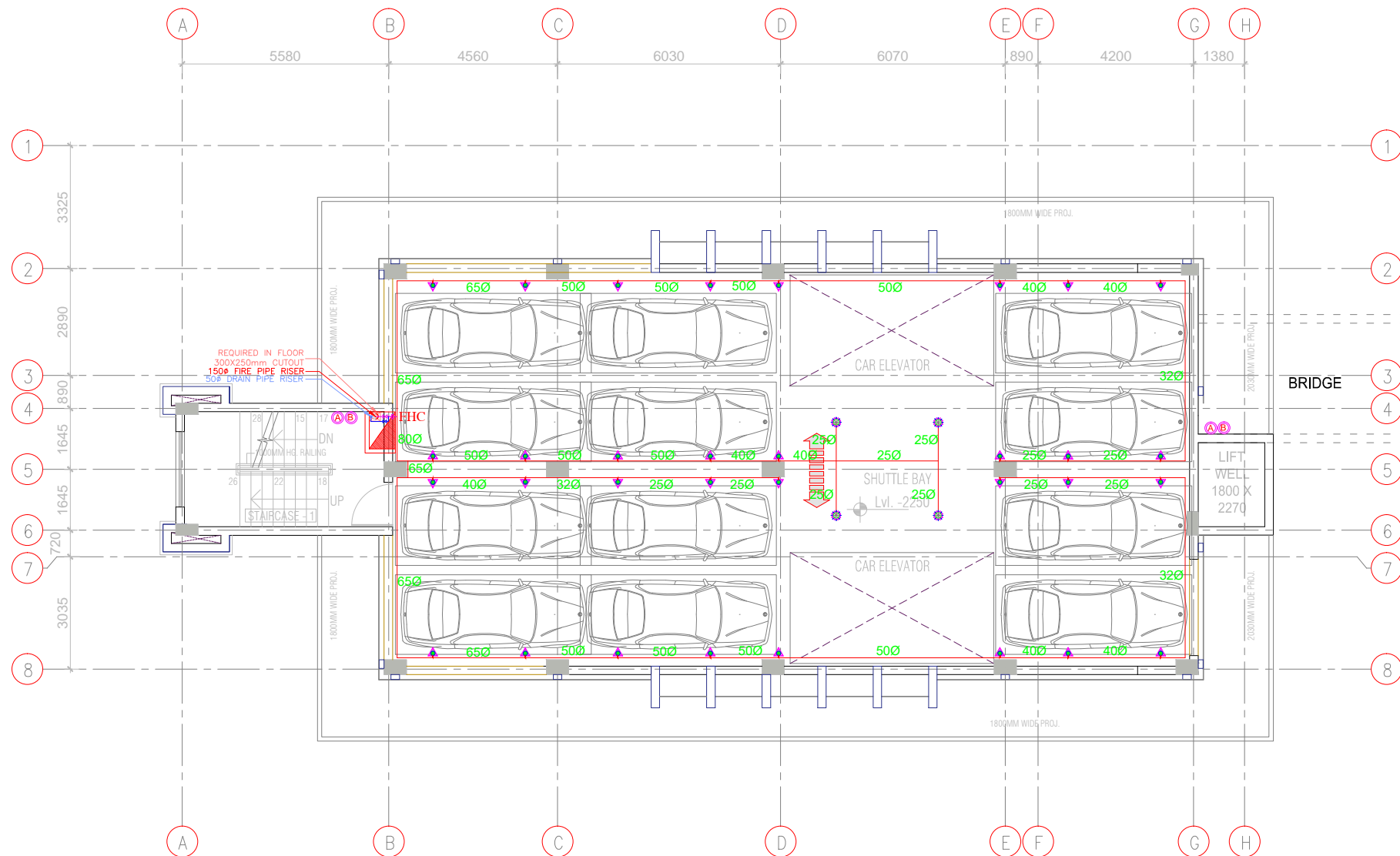
DESCRIPTION	DRN.	CHD.	REV.	DATE

CLIENT

PROJECT MANAGEMENT CONSULTANT:

Joint Venture of Govt. of NCT of Delhi and IDFC Foundation
1st Floor, I.S.B.T. Kashmere Gate, Delhi 110006.

DATE		JANUARY-2020		Certified that this document has been designed and checked in accordance with DIMTS Quality Assurance Plan	
DRAWN BY		Maneesh		This drawing must not be either loaned, copied or otherwise reproduced in whole or in part or used for any purpose without the prior written permission of DIMTS.	
DESIGN BY		Prabhat		NAME OF CLIENT - NATIONAL HIGHWAY & INFRASTRUCTURE DEVELOPMENT CORPORATION LTD.	
CHECKED BY		SAURABH		PROJECT TITLE - CONSTRUCTION OF AUTOMATIC MLCP AT CIVIL SECRETARIAT ITANAGAR, ARUNACHAL PRADESH	
PM		RAKESH S000		DRAWING TITLE - FIRE FIGHTING SECOND FLOOR PLAN	
DRG.NO.		DIMTS/BP/NHIDCL/FF/04		PROJECT CODE-	
REV.00		SCALE -1:150		SHEET NO.-01	
STATUS		-CONCEPT PLAN			



BLOCK -5

**THIRD FLOOR PLAN
12 CAR SPACE PER FLOOR**

SPRINKLER PIPE SIZE	
SPRINKLER	PIPE SIZE
01 - 02	250
03	320
04 - 05	400
06 - 10	500
11 - 20	650
21 - 48	800
49 - 100	1000
100 Above	1500

LEGEND:-	
	PENDANT SPRINKLER
	SIDE THROW SPRINKLER
	UPRIGHT SPRINKLER
	ABC STORED PRESSURE DRY CHEMICAL POWDER 6 KG
	WATER TYPE STORED PRESSURE CAPACITY 9 LITERS.
	CARBON-DI-OXIDE FIRE EXTINGUISHERS 4.5 KG

NOTES:-

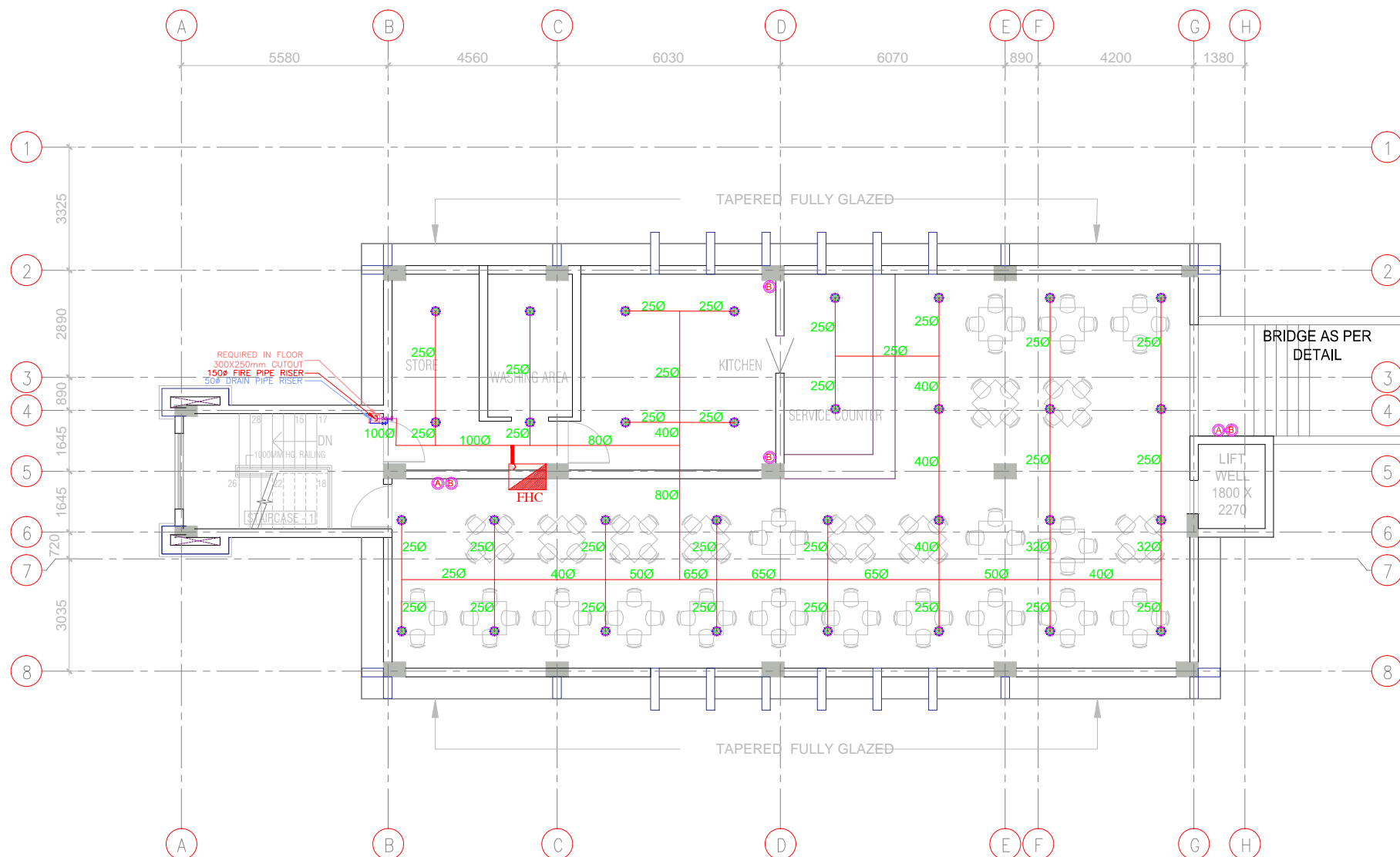
DESCRIPTION	DRN.	CHD.	REV.	DATE

CLIENT

PROJECT MANAGEMENT CONSULTANT:

Joint Venture of Govt. of NCT of Delhi and IDFC Foundation
1st Floor, I.S.B.T. Kashmere Gate, Delhi 110006.

DATE		JANUARY-2020		Certified that this document has been designed and checked in accordance with DIMTS Quality Assurance Plan	
DRAWN BY		Maneesh		This drawing must not be either loaned, copied or otherwise reproduced in whole or in part or used for any purpose without the prior written permission of DIMTS.	
DESIGN BY		Prabhat		NAME OF CLIENT - NATIONAL HIGHWAY & INFRASTRUCTURE DEVELOPMENT CORPORATION LTD.	
CHECKED BY		SAURABH		PROJECT TITLE - CONSTRUCTION OF AUTOMATIC MLCP AT CIVIL SECRETARIAT ITANAGAR, ARUNACHAL PRADESH	
PM		RAKESH S000		DRAWING TITLE - FIRE FIGHTING THIRD FLOOR PLAN	
DRG.NO.		DIMTS/BP/NHIDCL/FF/05		PROJECT CODE-	
REV.00		SCALE -1:150		SHEET NO.-01	
				STATUS -CONCEPT PLAN	



BLOCK -5

FOURTH FLOOR PLAN

SPRINKLER PIPE SIZE	
SPRINKLER	PIPE SIZE
01 - 02	250
03	320
04 - 05	400
06 - 10	500
11 - 20	650
21 - 48	800
49 - 100	1000
100 Above	1500

LEGEND:-	
	PENDANT SPRINKLER
	SIDE THROW SPRINKLER
	UPRIGHT SPRINKLER
	ABC STORED PRESSURE DRY CHEMICAL POWDER 6 KG
	WATER TYPE STORED PRESSURE CAPACITY 9 LITERS.
	CARBON-DI-OXIDE FIRE EXTINGUISHERS 4.5 KG

NOTES:-

DESCRIPTION	DRN.	CHD.	REV.	DATE

CLIENT

PROJECT MANAGEMENT CONSULTANT:

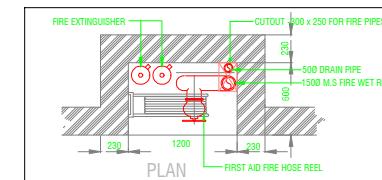
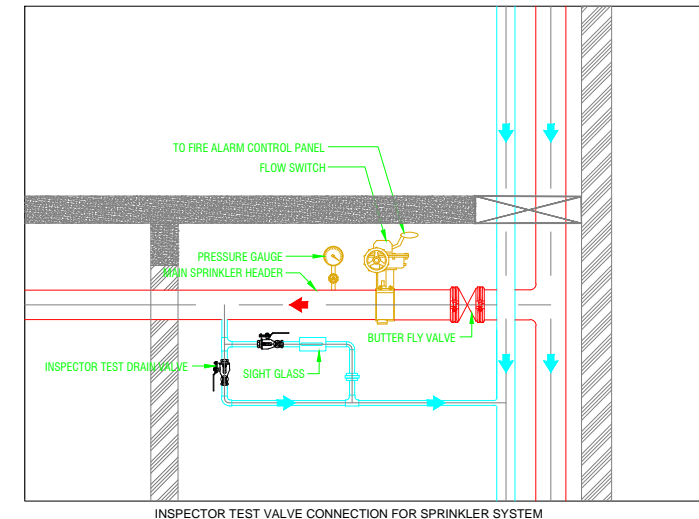
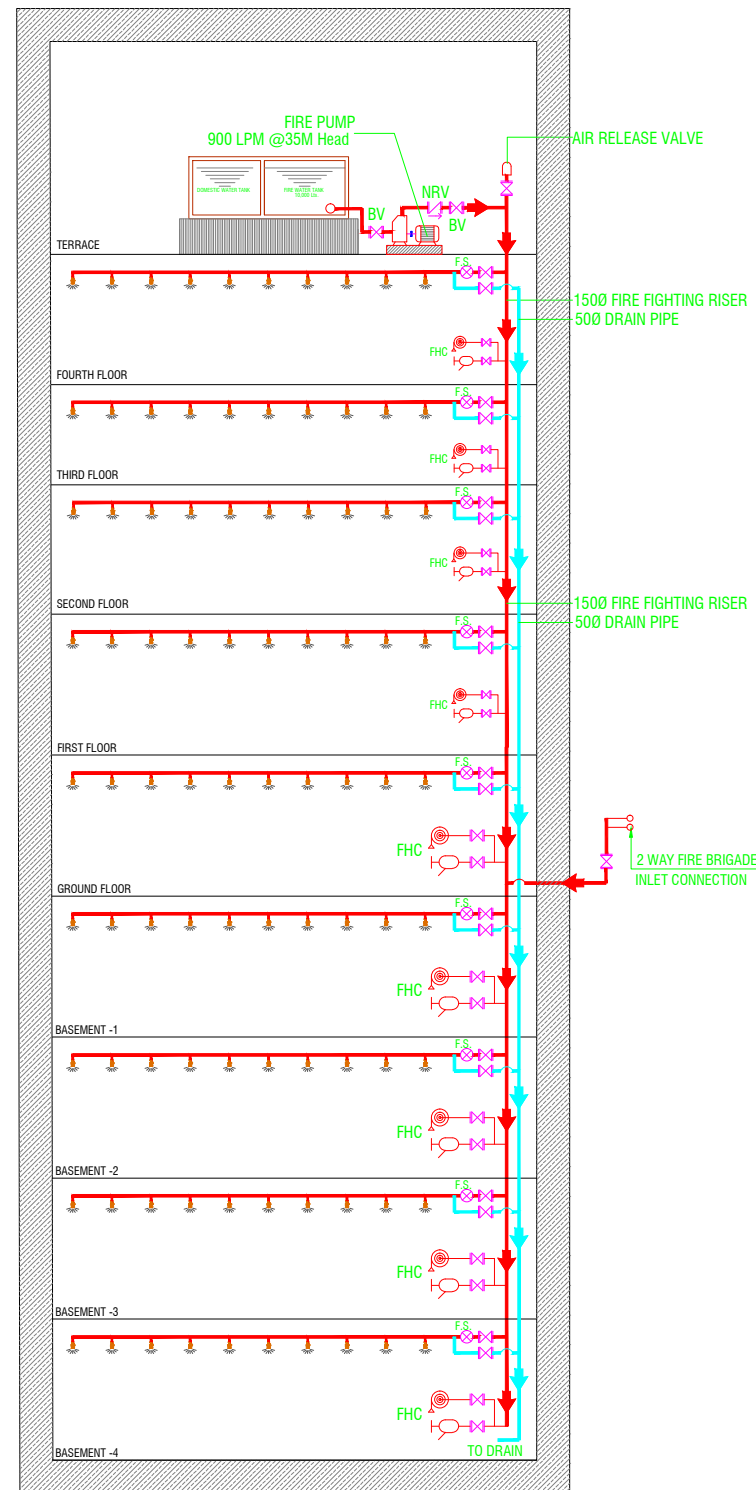
Joint Venture of Govt. of NCT of Delhi and IDFC Foundation
1st Floor, I.S.B.T. Kashmere Gate, Delhi 110006.

DATE	JANUARY-2020
DRAWN BY	Maneesh
DESIGN BY	Prabhat
CHECKED BY	SAURABH
PM	RAKESH S00D

Certified that this document has been designed and checked in accordance with DIMTS Quality Assurance Plan


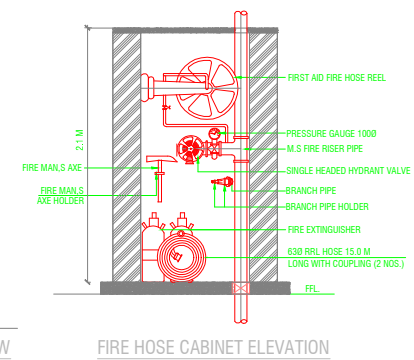
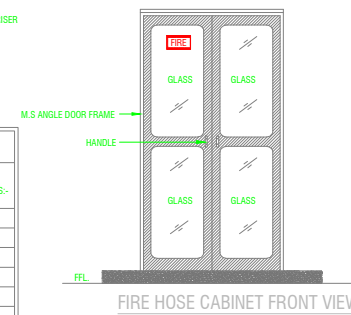
NOTES:-
This drawing must not be either loaned, copied or otherwise reproduced in whole or in part or used for any purpose without the prior written permission of DIMTS.

NAME OF CLIENT - NATIONAL HIGHWAY & INFRASTRUCTURE DEVELOPMENT CORPORATION LTD.	PROJECT CODE-
PROJECT TITLE - CONSTRUCTION OF AUTOMATIC MLCP AT CIVIL SECRETARIAT ITANAGAR, ARUNACHAL PRADESH	SHEET NO.-01
DRAWING TITLE - FIRE FIGHTING FOURTH FLOOR PLAN	STATUS -CONCEPT PLAN
DRG.NO, DIMTS/BP/NHIDCL/FF/01	REV.00 SCALE -1:150



NOTES:-
 PROVIDING AND FIXING WEATHER PROOF M.S. CABINET SIZE - (1200 x 600 x 2100) MM HIGH FABRICATED FROM 1.6MM THICK M.S. SHEETS AND M.S. ANGLE COMPLETE WITH GLASS LOCKING ARRANGEMENTS AS PER DRAWING TO ACCOMMODATE THE FOLLOWINGS:-

a.) SINGLE HEADED HYDRANT VALVE - 1 NO.	g.) FIREMAN'S AXE - 1 NO.
b.) FIRE HOSES 63MM, 15 M LONG WITH ACCESSORIES - 2 NOS.	h.) FIREMAN'S AXE HOLDER - 1 NO.
c.) BRANCH PIPE - 1 NO.	i.) PRESSURE GAUGE - 1 NO.
d.) BRANCH PIPE HOLDER - 1 NO.	
e.) FIRST AID HOSE REEL - 1 NO.	
f.) FIRE EXTINGUISHER - 2 NOS.	

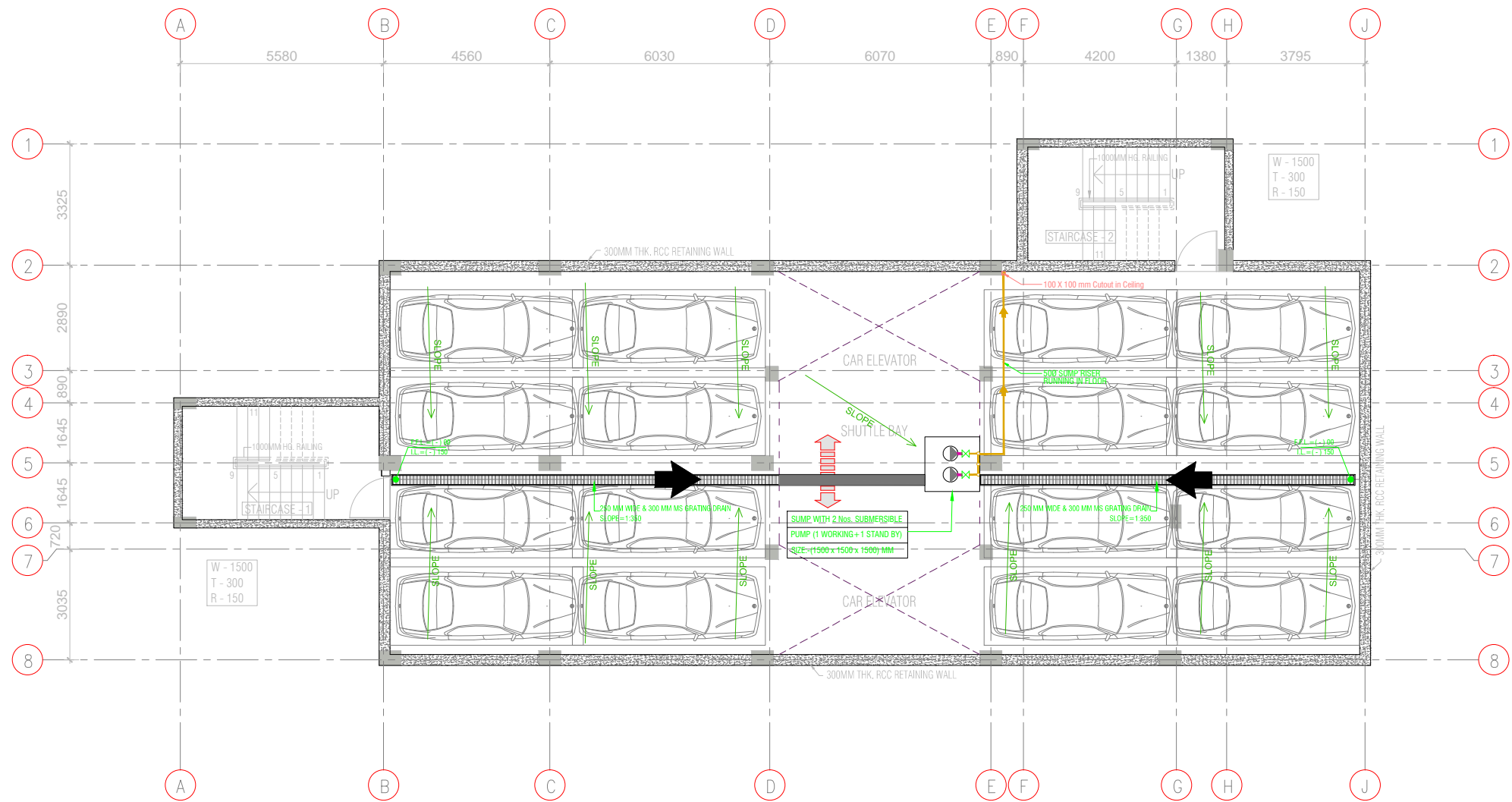


PROJECT MANAGEMENT CONSULTANT:

Joint Venture of Govt. of NCT of Delhi and IDFC Foundation
 1st Floor, I.S.B.T. Kashmere Gate, Delhi 110006.

DATE	JANUARY-2020
DRAWN BY	Maneesh
DESIGN BY	Prabhat
CHECKED BY	SAURABH
PM	RAKESH SOOD

Certified that this document has been designed and checked in accordance with DIMTS Quality Assurance Plan			
This drawing must not be either loaned, copied or otherwise reproduced in whole or in part or used for any purpose without the prior written permission of DIMTS.			
NAME OF CLIENT - NATIONAL HIGHWAY & INFRASTRUCTURE DEVELOPMENT CORPORATION LTD.		PROJECT CODE -	
PROJECT TITLE - CONSTRUCTION OF AUTOMATIC MLCP AT CIVIL SECRETARIAT ITANAGAR, ARUNACHAL PRADESH		SHEET NO. - 01	
DRAWING TITLE - FIRE FIGHTING SCHEMATIC		STATUS - CONCEPT PLAN	
DRG. NO.	DIMTS/BP/NHIDCL/FF/07	REV.00	SCALE - 1:150



4TH BASEMENT LEVEL PLAN 16 CAR SPACE PER FLOOR

NOTES:-

CLIENT



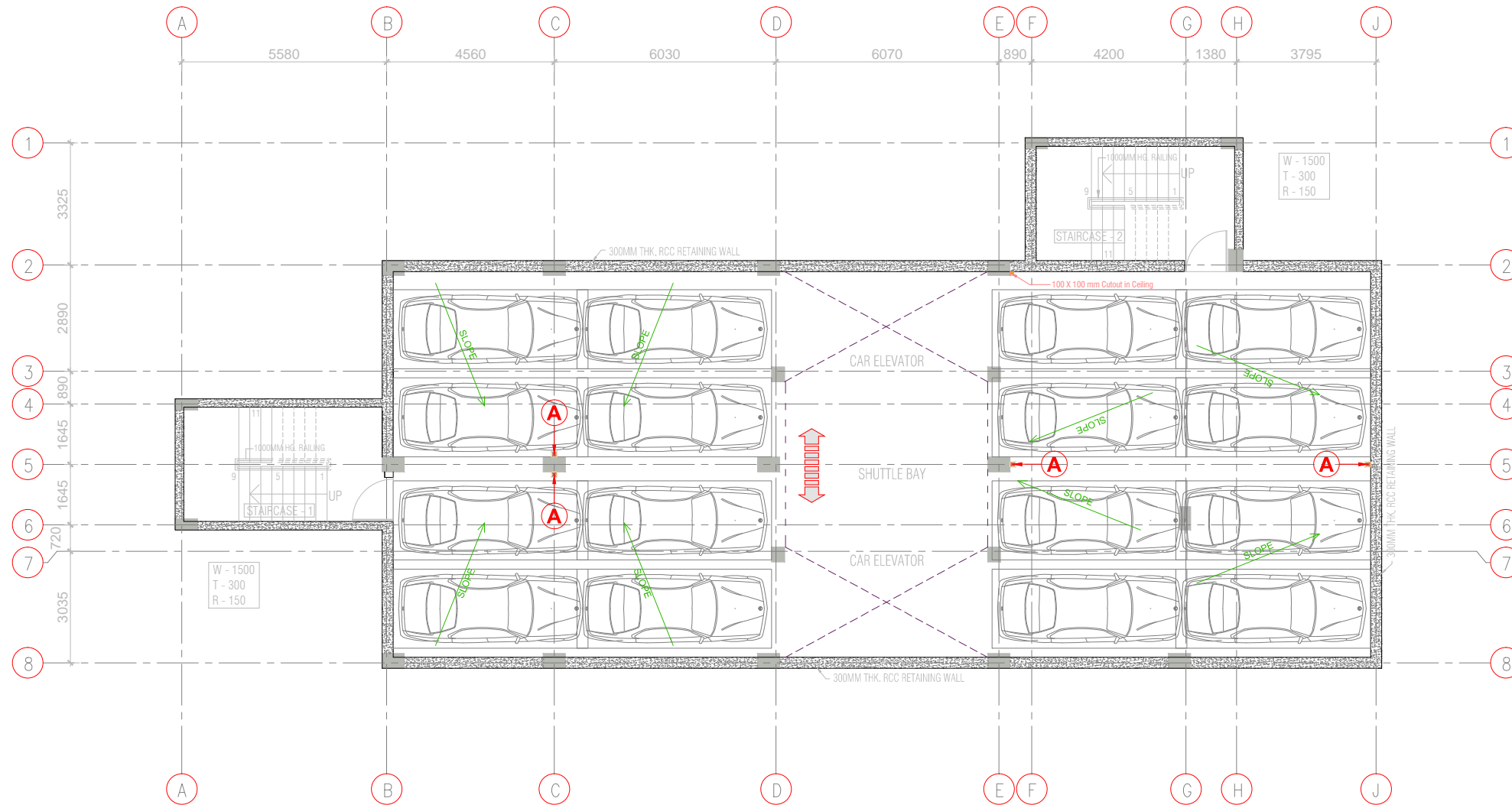
PROJECT MANAGEMENT CONSULTANT:



Joint Venture of Govt. of NCT of Delhi and IDFC Foundation
1st Floor, I.S.B.T. Kashmere Gate, Delhi 110006.

DATE		JANUARY-2020		Certified that this document has been designed and checked in accordance with DIMTS Quality Assurance Plan	
DRAWN BY		Maneesh		This drawing must not be either loaned, copied or otherwise reproduced in whole or in part or used for any purpose without the prior written permission of DIMTS.	
DESIGN BY		Prabhat		NAME OF CLIENT - NATIONAL HIGHWAY & INFRASTRUCTURE DEVELOPMENT CORPORATION LTD.	
CHECKED BY		SAURABH		PROJECT TITLE - CONSTRUCTION OF AUTOMATED MLCP AT CIVIL SECRETARIAT ITANAGAR, ARUNACHAL PRADESH	
PM		RAKESH SOOD		DRAWING TITLE - PLUMBING DRAINAGE FOURTH BASEMENT FLOOR PLANS	
		DRG.NO, DIMTS/BP/NHIDCL/PL/01		PROJECT CODE-	
		REV.00		SCALE -1:150	
				SHEET NO.-01	
				STATUS -CONCEPT PLAN	

DESCRIPTION	DRN.	CHD.	REV.	DATE




2ND & 3RD BASEMENT LEVEL PLAN 16 CAR SPACE PER FLOOR

A (150X150)mm CUT OUT IN FLOOR SLAB FOR 110 OD BASEMENT DRAIN PIPE WITH STAINLESS STEEL (S.S.) GRATING ON TOP.

NOTES:-

DESCRIPTION	DRN.	CHD.	REV.	DATE

CLIENT

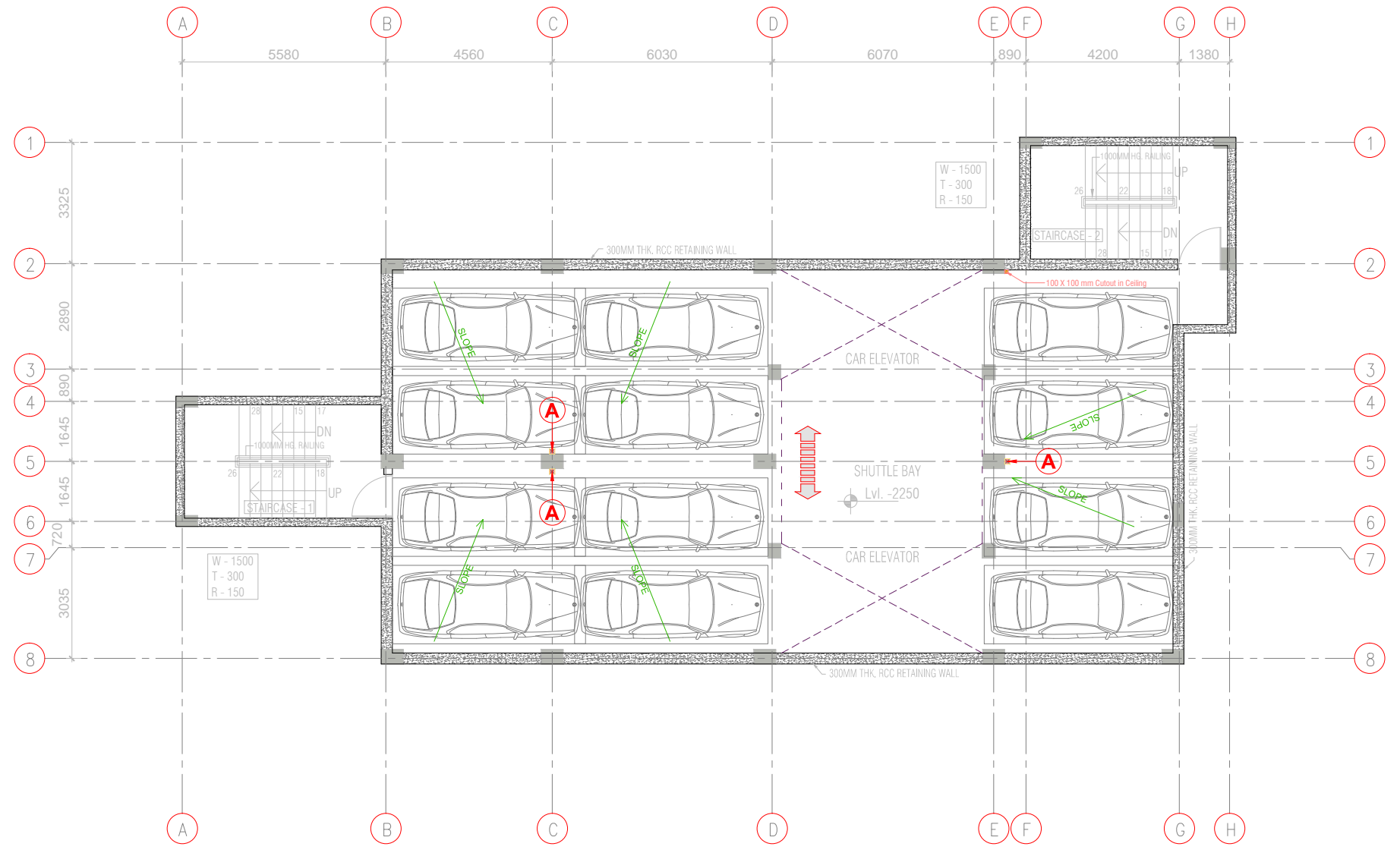


PROJECT MANAGEMENT CONSULTANT:



Joint Venture of Govt. of NCT of Delhi and IDFC Foundation
1st Floor, I.S.B.T. Kashmere Gate, Delhi 110006.

DATE		JANUARY-2020		Certified that this document has been designed and checked in accordance with DIMTS Quality Assurance Plan	
DRAWN BY		Maneesh		This drawing must not be either loaned, copied or otherwise reproduced in whole or in part or used for any purpose without the prior written permission of DIMTS.	
DESIGN BY		Prabhat		NAME OF CLIENT - NATIONAL HIGHWAY & INFRASTRUCTURE DEVELOPMENT CORPORATION LTD.	
CHECKED BY				PROJECT TITLE - CONSTRUCTION OF AUTOMATED MLCP AT CIVIL SECRETARIAT ITANAGAR, ARUNACHAL PRADESH	
PM				DRAWING TITLE - PLUMBING DRAINAGE 2nd & 3rd BASEMENT FLOOR PLANS	
				PROJECT CODE-	
				SHEET NO.-01	
				STATUS -CONCEPT PLAN	
				DRG.NO, DIMTS/BP/NHIDCL/PL/02	
				REV.00 SCALE -1:150	



**IST BASEMENT LEVEL PLAN
12 CAR SPACE PER FLOOR**

(A) (150X150)mm CUT OUT IN FLOOR SLAB FOR 110 OD BASEMENT DRAIN PIPE WITH STAINLESS STEEL (S.S.) GRATING ON TOP.

NOTES:-

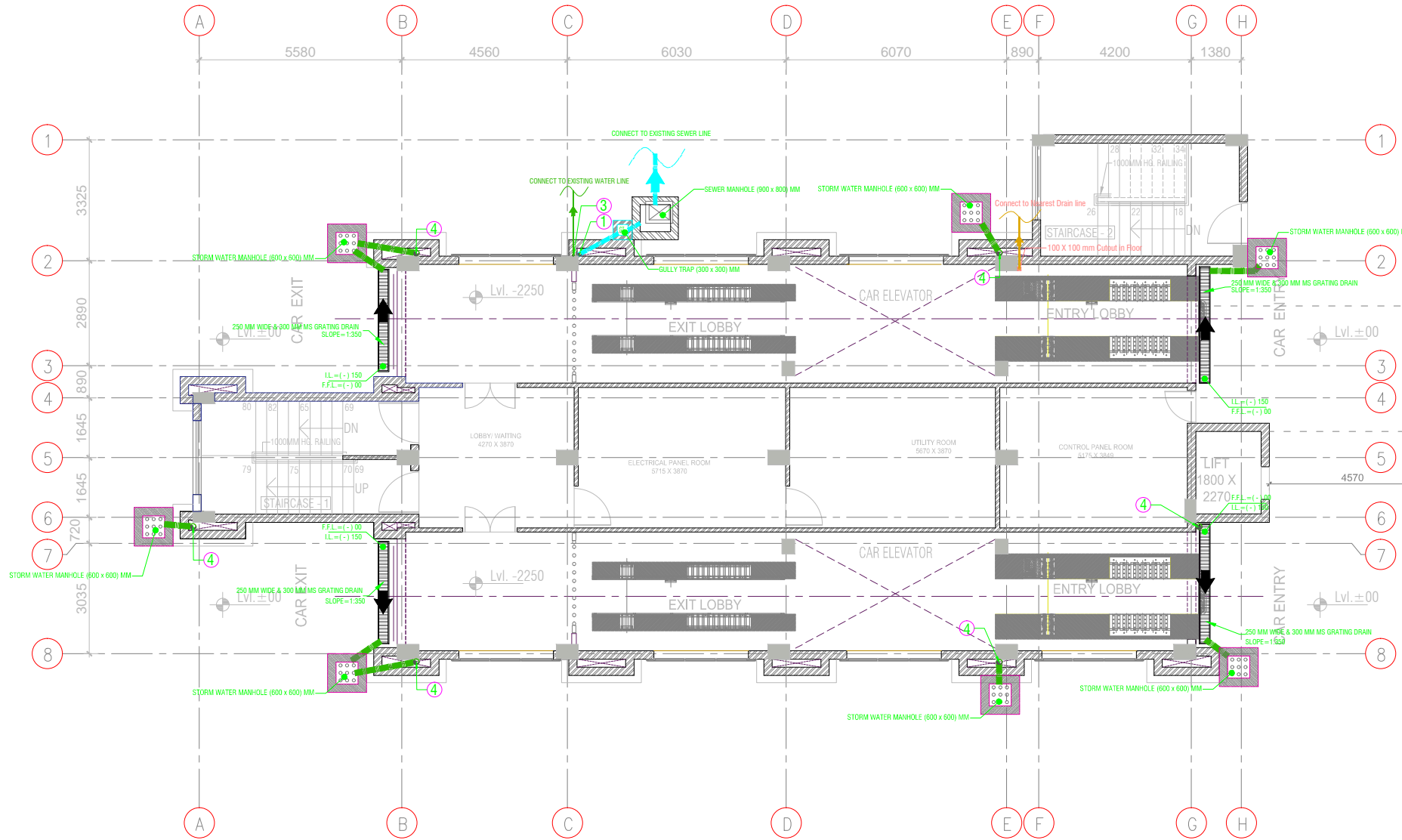
DESCRIPTION	DRN.	CHD.	REV.	DATE

CLIENT

PROJECT MANAGEMENT CONSULTANT:

Joint Venture of Govt. of NCT of Delhi and IDFC Foundation
1st Floor, I.S.B.T. Kashmere Gate, Delhi 110006.

DATE		JANUARY-2020		Certified that this document has been designed and checked in accordance with DIMTS Quality Assurance Plan This drawing must not be either loaned, copied or otherwise reproduced in whole or in part or used for any purpose without the prior written permission of DIMTS.	
DRAWN BY		Maneesh		NAME OF CLIENT - NATIONAL HIGHWAY & INFRASTRUCTURE DEVELOPMENT CORPORATION LTD.	
DESIGN BY		Prabhat		PROJECT TITLE - CONSTRUCTION OF AUTOMATED MLCP AT CIVIL SECRETARIAT ITANAGAR, ARUNACHAL PRADESH	
CHECKED BY				DRAWING TITLE - PLUMBING DRAINAGE 1st BASEMENT FLOOR PLANS	
PM				PROJECT CODE -	
				SHEET NO.-01	
				STATUS -CONCEPT PLAN	
				DRG.NO, DIMTS/BP/NHIDCL/PL/03	
				REV.00 SCALE -1:150	



BLOCK -5

**GROUND FLOOR
ENTRANCE/EXIT LEVEL**

SCHEDULE OF PIPES :-

PIPE NO.	DESCRIPTION
1	110 OD uPVC WASTE & VENT PIPE
2	DOMESTIC WATER SUPPLY D/N TAKE PIPE
3	320 DOMESTIC WATER SUPPLY RISER
4	160 OD RAIN WATER PIPES
FT	FLOOR TRAP (110x110) MM
FD	FLOOR DRAIN (110x63) MM
A	150 x150 mm Cutout in Floor
OD	OUTER DIA OF PIPE

NOTES:-

DESCRIPTION	DRN.	CHD.	REV.	DATE

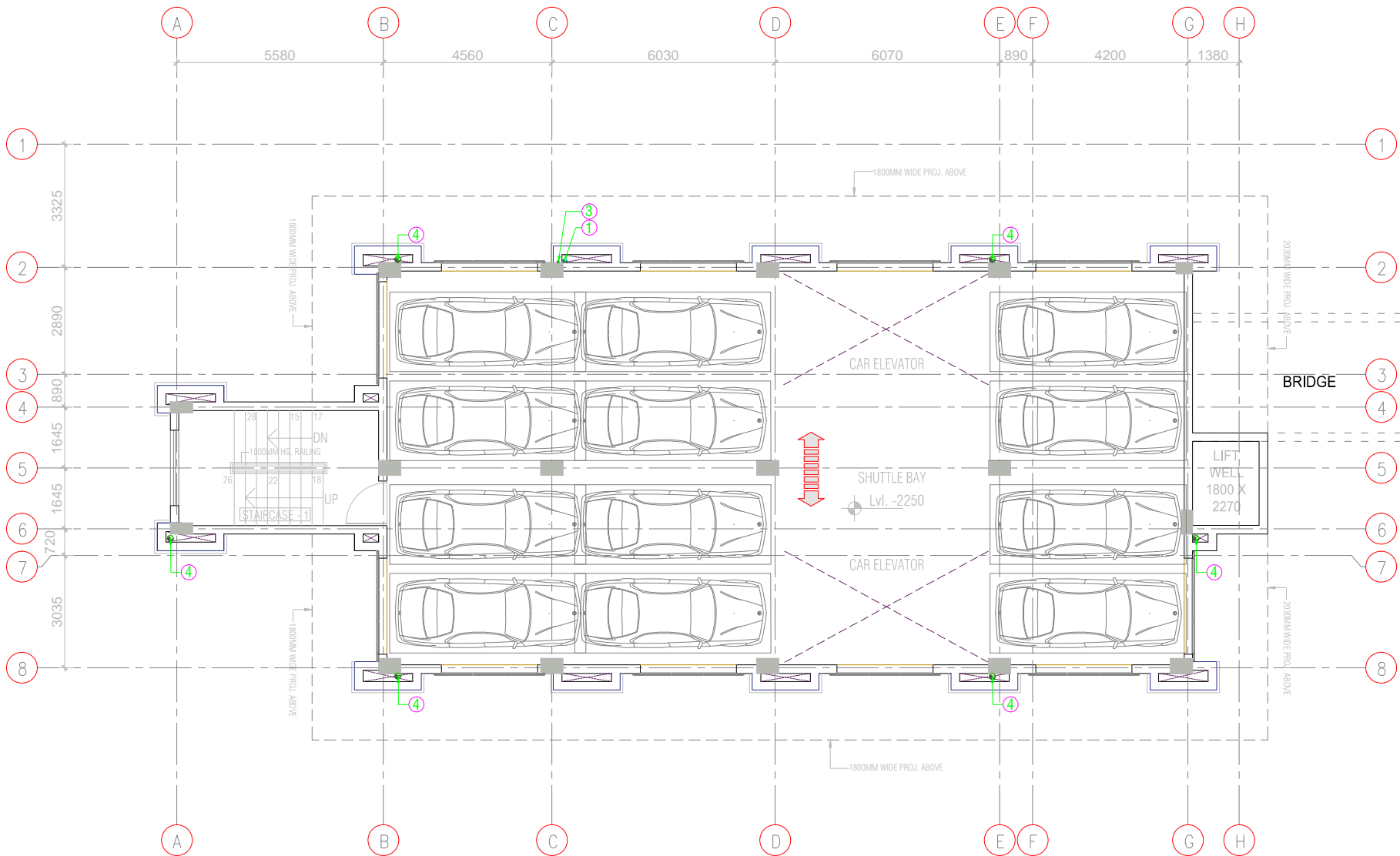
CLIENT

PROJECT MANAGEMENT CONSULTANT:

Joint Venture of Govt. of NCT of Delhi and IDFC Foundation
1st Floor, I.S.B.T. Kashmere Gate, Delhi 110006.

DATE	JANUARY-2020
DRAWN BY	Maneesh
DESIGN BY	Prabhat
CHECKED BY	
PM	

Certified that this document has been designed and checked in accordance with DIMTS Quality Assurance Plan This drawing must not be either loaned, copied or otherwise reproduced in whole or in part or used for any purpose without the prior written permission of DIMTS.			
NAME OF CLIENT - NATIONAL HIGHWAY & INFRASTRUCTURE DEVELOPMENT CORPORATION LTD.		PROJECT CODE -	
PROJECT TITLE - CONSTRUCTION OF AUTOMATED MLCP AT CIVIL SECRETARIAT ITANAGAR, ARUNACHAL PRADESH		SHEET NO.-01	
DRAWING TITLE - PLUMBING DRAINAGE GROUND FLOOR PLAN		STATUS -CONCEPT PLAN	
DRG.NO.	DIMTS/BP/NHIDCL/PL/04	REV.00	SCALE -1:150



BLOCK -5

**SECOND FLOOR PLAN
12 CAR SPACE PER FLOOR**

SCHEDULE OF PIPES :-	
PIPE NO.	DESCRIPTION
1	110 OD uPVC WASTE & VENT PIPE
2	DOMESTIC WATER SUPPLY D/N TAKE PIPE
3	320 DOMESTIC WATER SUPPLY RISER
4	160 OD RAIN WATER PIPES
FT	FLOOR TRAP (110x110) MM
FD	FLOOR DRAIN (110x63) MM
A	150 x150 mm Cutout in Floor
OD	OUTER DIA OF PIPE

NOTES:-

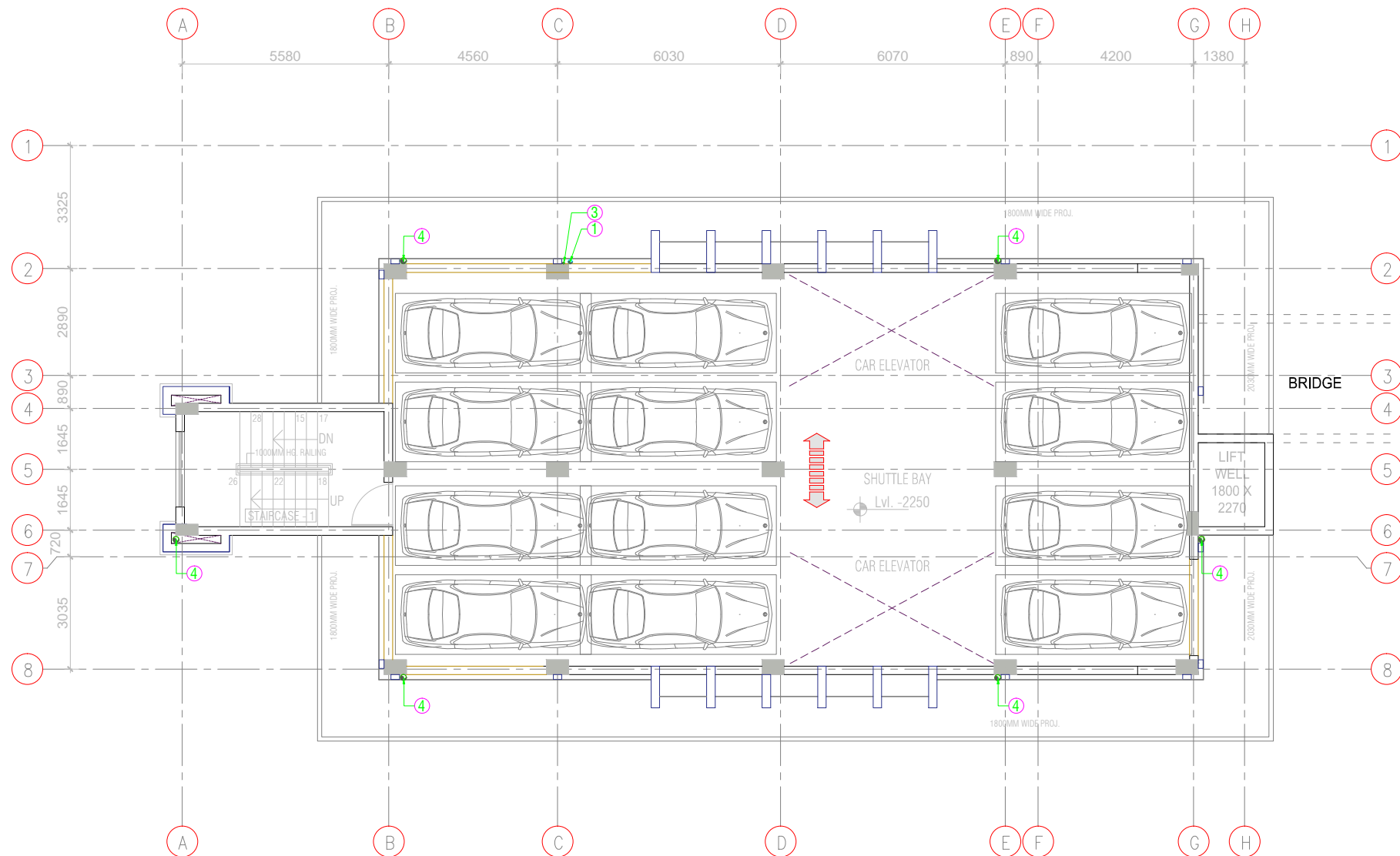
DESCRIPTION	DRN.	CHD.	REV.	DATE

CLIENT

PROJECT MANAGEMENT CONSULTANT:

Joint Venture of Govt. of NCT of Delhi and IDFC Foundation
1st Floor, I.S.B.T. Kashmere Gate, Delhi 110006.

Certified that this document has been designed and checked in accordance with DIMTS Quality Assurance Plan			
This drawing must not be either loaned, copied or otherwise reproduced in whole or in part or used for any purpose without the prior written permission of DIMTS.			
DATE	JANUARY-2020	NAME OF CLIENT - NATIONAL HIGHWAY & INFRASTRUCTURE DEVELOPMENT CORPORATION LTD.	
DRAWN BY	Maneesh	PROJECT TITLE - CONSTRUCTION OF AUTOMATED MLCP AT CIVIL SECRETARIAT ITANAGAR, ARUNACHAL PRADESH	PROJECT CODE-
DESIGN BY	Prabhat	DRAWING TITLE - PLUMBING DRAINAGE SECOND FLOOR PLAN	SHEET NO.-01
CHECKED BY		DRG.NO, DIMTS/BP/NHIDCL/PL/05	STATUS -CONCEPT PLAN
PM		REV.00	SCALE -1:150



BLOCK -5

**THIRD FLOOR PLAN
12 CAR SPACE PER FLOOR**

SCHEDULE OF PIPES :-

PIPE NO.	DESCRIPTION
1	110 OD uPVC WASTE & VENT PIPE
2	DOMESTIC WATER SUPPLY D/N TAKE PIPE
3	320 DOMESTIC WATER SUPPLY RISER
4	160 OD RAIN WATER PIPES
FT	FLOOR TRAP (110x110) MM
FD	FLOOR DRAIN (110x63) MM
A	150 x150 mm Cutout in Floor
OD	OUTER DIA OF PIPE

NOTES:-

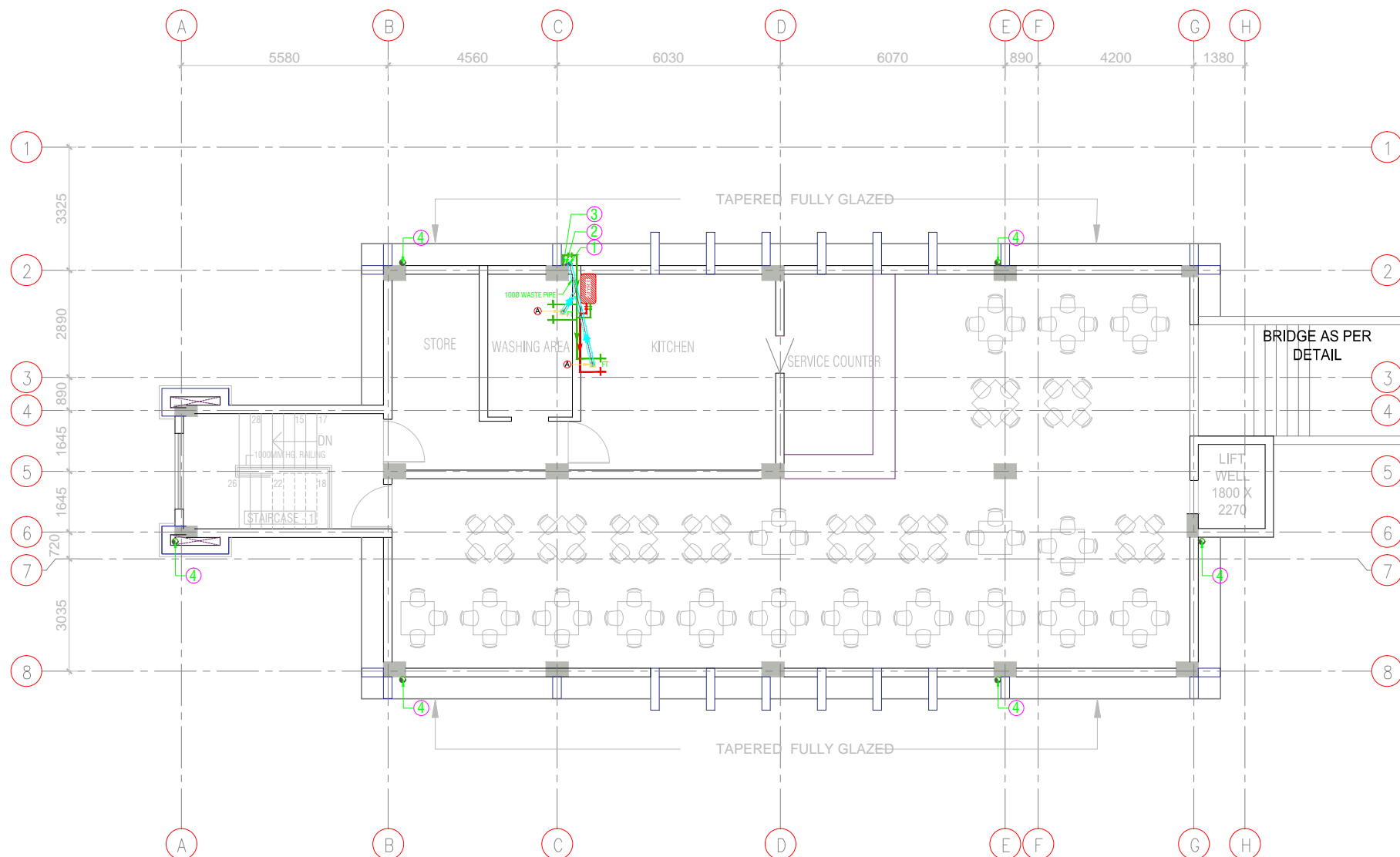
DESCRIPTION	DRN.	CHD.	REV.	DATE

CLIENT

PROJECT MANAGEMENT CONSULTANT:

Joint Venture of Govt. of NCT of Delhi and IDFC Foundation
1st Floor, I.S.B.T. Kashmere Gate, Delhi 110006.

DATE		JANUARY-2020		Certified that this document has been designed and checked in accordance with DIMTS Quality Assurance Plan This drawing must not be either loaned, copied or otherwise reproduced in whole or in part or used for any purpose without the prior written permission of DIMTS.	
DRAWN BY		Maneesh		NAME OF CLIENT - NATIONAL HIGHWAY & INFRASTRUCTURE DEVELOPMENT CORPORATION LTD.	
DESIGN BY		Prabhat		PROJECT TITLE - CONSTRUCTION OF AUTOMATED MLCP AT CIVIL SECRETARIAT ITANAGAR, ARUNACHAL PRADESH	
CHECKED BY				DRAWING TITLE - PLUMBING DRAINAGE THIRD FLOOR PLAN	
PM				PROJECT CODE-	
				SHEET NO.-01	
				STATUS -CONCEPT PLAN	
				DRG.NO, DIMTS/BP/NHIDCL/PL/06	
				REV.00 SCALE -1:150	



BLOCK -5

FOURTH FLOOR PLAN

SCHEDULE OF PIPES :-

PIPE NO.	DESCRIPTION
1	110 OD uPVC WASTE & VENT PIPE
2	DOMESTIC WATER SUPPLY D/N TAKE PIPE
3	320 DOMESTIC WATER SUPPLY RISER
4	160 OD RAIN WATER PIPES
FT	FLOOR TRAP (110x110) MM
FD	FLOOR DRAIN (110x63) MM
A	150 x150 mm Cutout in Floor
OD	OUTER DIA OF PIPE

WATER SUPPLY LEGEND :-

	COLD WATER SUPPLY LINE
	HOT WATER SUPPLY LINE
CWS	COLD WATER SUPPLY
HWS	HOT WATER SUPPLY
	VALVE


STANDARD HEIGHTS:-

NO.	FIXTURE NAME	DISTANCE
1.	SHOWER ROSE	2.1M
2.	WASH BASIN	0.860M
3.	ANGLE VALVE FOR W.B.	0.450M
4.	ABLUTION TAP	0.30M
5.	MIXTURE FOR BATH AREA	1.0M
6.	ANGLE VALVE FOR WC CISTERN	0.30M
7.	ANGLE VALVE FOR GEYSER	1.5M
8.	SINK	0.78M

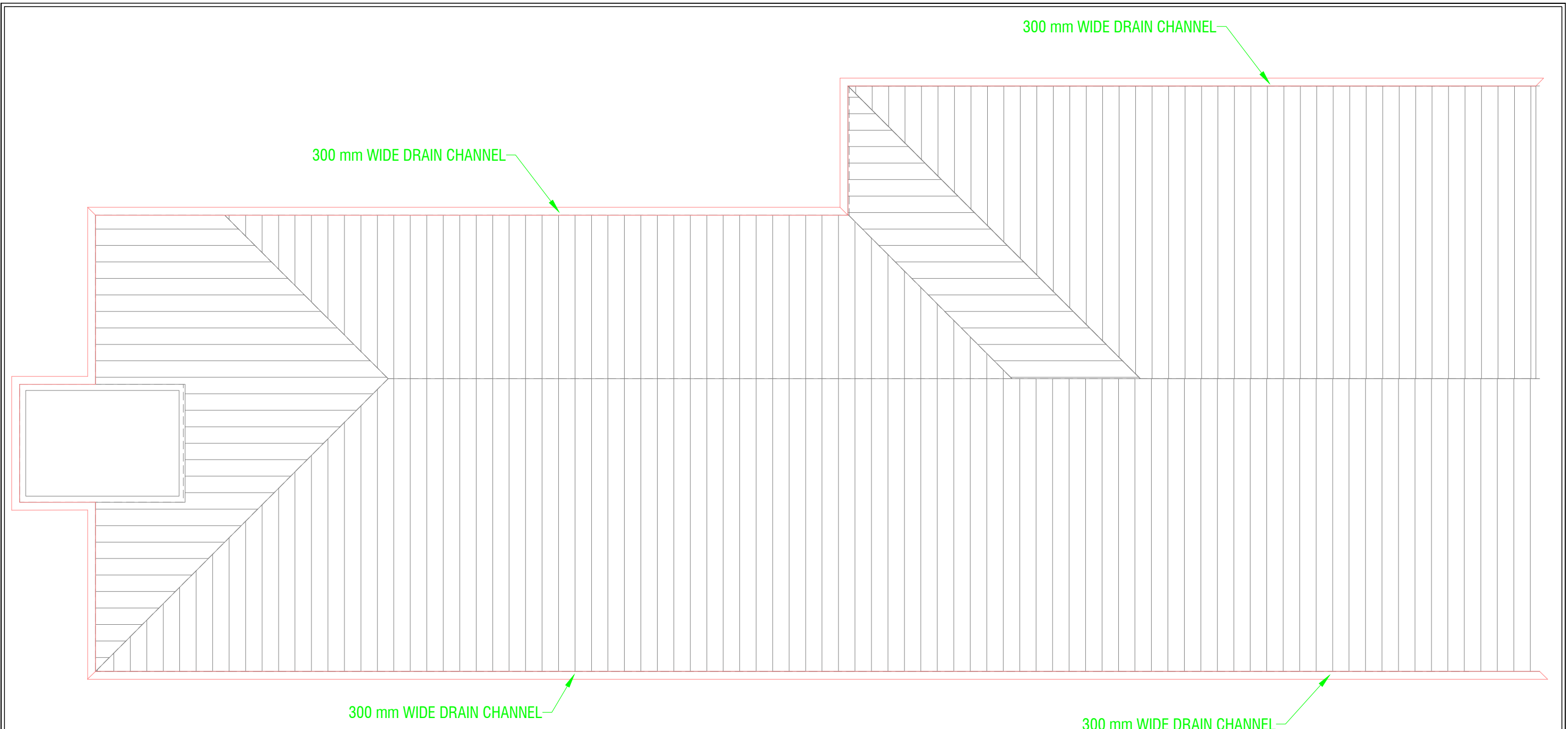
NOTE:-
These are the standard heights of the fixture. However it depends upon the tile tile module of toilet.

NOTES:-





DESCRIPTION	DRN.	CHD.	REV.	DATE

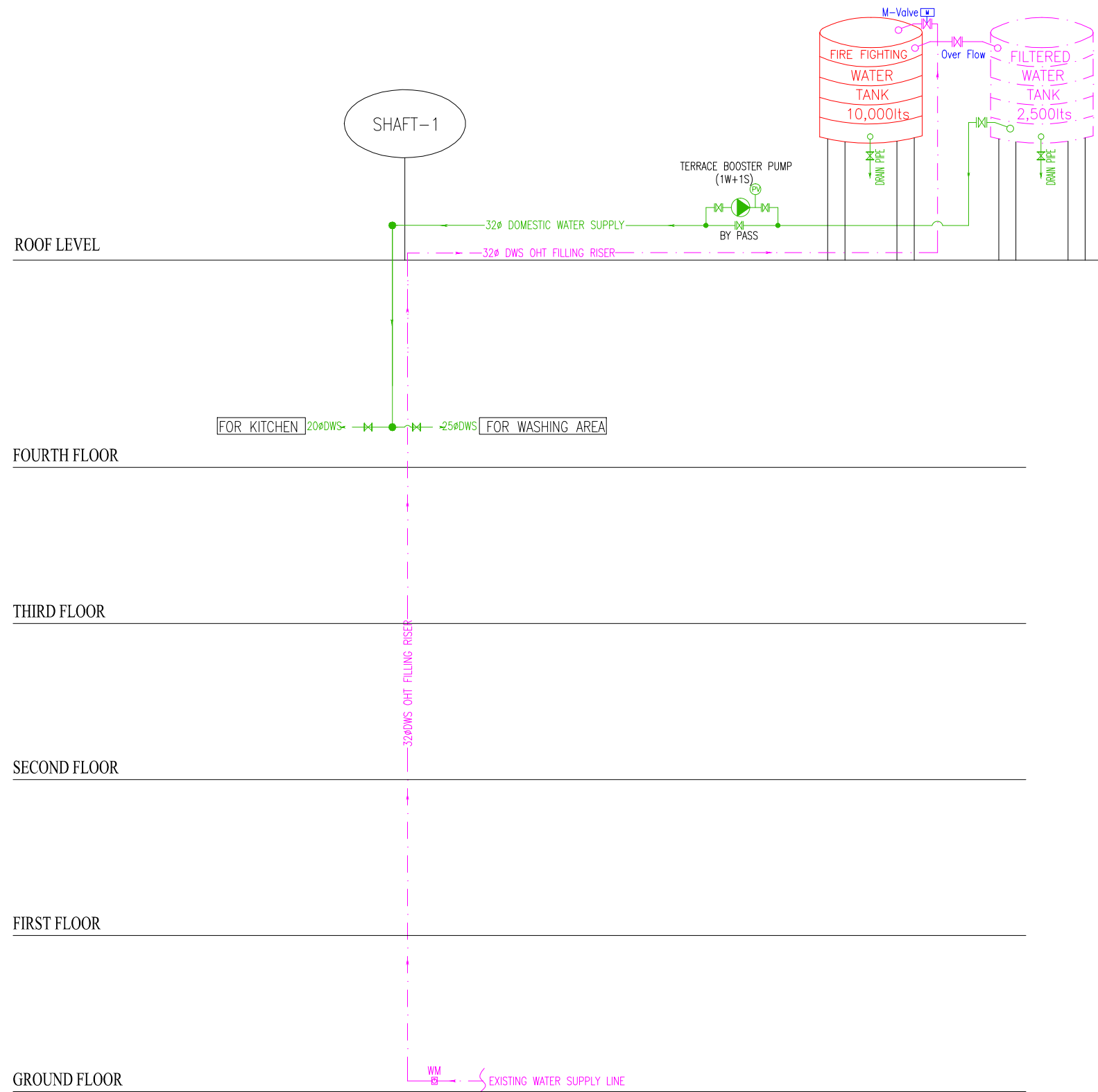


DATE	JANUARY-2020	Certified that this document has been designed and checked in accordance with DIMTS Quality Assurance Plan		NOTES:-
DRAWN BY	Maneesh	This drawing must not be either loaned, copied or otherwise reproduced in whole or in part or used for any purpose without the prior written permission of DIMTS.		
DESIGN BY	Prabhat	NAME OF CLIENT - NATIONAL HIGHWAY & INFRASTRUCTURE DEVELOPMENT CORPORATION LTD.		PROJECT CODE-
CHECKED BY		PROJECT TITLE - CONSTRUCTION OF AUTOMATED MLCP AT CIVIL SECRETARIAT ITANAGAR, ARUNACHAL PRADESH		SHEET NO.-01
PM		DRAWING TITLE - PLUMBING DRAINAGE FOURTH FLOOR PLAN		STATUS -CONCEPT PLAN
		DRG.NO, DIMTS/BP/NHIDCL/PL/07	REV.00	SCALE -1:150



ROOF PLAN

					CLIENT  NAIDCL BUILDING INFRASTRUCTURE - BUILDING THE NATION	PROJECT MANAGEMENT CONSULTANT:  DIMTS We help people move	Certified that this document has been designed and checked in accordance with DIMTS Quality Assurance Plan <small>This drawing must not be either loaned, copied or otherwise reproduced in whole or in part or used for any purpose without the prior written permission of DIMTS.</small>				
							DATE	JANUARY-2020	NAME OF CLIENT - NATIONAL HIGHWAY & INFRASTRUCTURE DEVELOPMENT CORPORATION LTD.		
							DRAWN BY	Maneesh	PROJECT TITLE - CONSTRUCTION OF AUTOMATED MLCP AT CIVIL SECRETARIAT ITANAGAR, ARUNACHAL PRADESH		PROJECT CODE-
							DESIGN BY	Prabhat	DRAWING TITLE - PLUMBING ROOF PLAN		SHEET NO.-01
							CHECKED BY		DRG.NO, DIMTS/BP/NHIDCL/PL/08		STATUS -CONCEPT PLAN
							PM		REV.00	SCALE -1:150	
DESCRIPTION	DRN.	CHD.	REV.	DATE							



NOTES:-

CLIENT



PROJECT MANAGEMENT CONSULTANT:



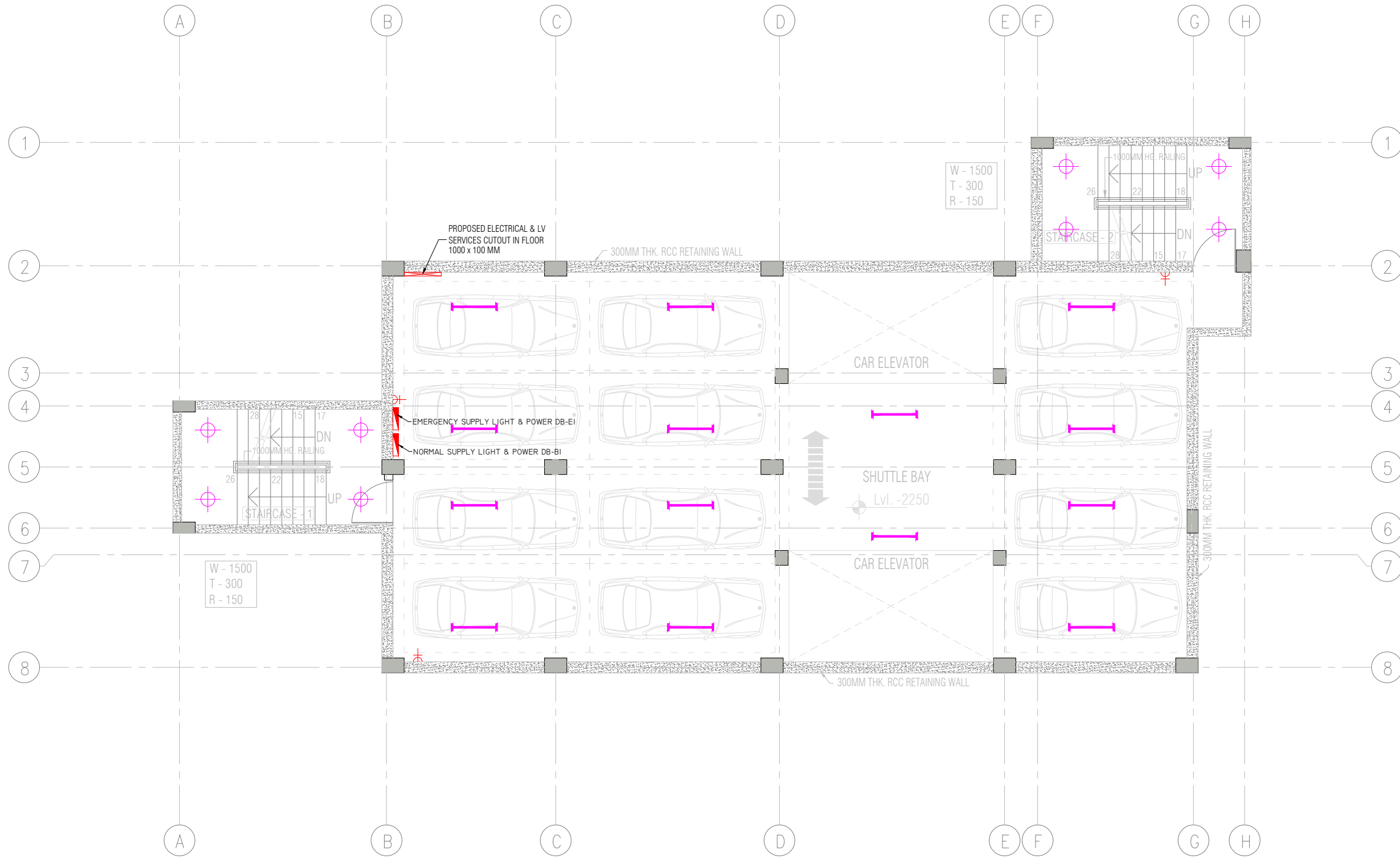
Joint Venture of Govt. of Delhi and IDFC Foundation
1st Floor, I.S.B.T. Kashmere Gate, Delhi 110006.

Certified that this document has been designed and checked in accordance with DIMTS Quality Assurance Plan

This drawing must not be either loaned, copied or otherwise reproduced in whole or in part or used for any purpose without the prior written permission of DIMTS.

DATE	JANUARY - 2020	NAME OF CLIENT - NATIONAL HIGHWAY & INFRASTRUCTURE DEVELOPMENT CORPORATION LTD.	
DRAWN BY	Maneesh	PROJECT TITLE - CONSTRUCTION OF AUTOMATED MLCP AT CIVIL SECRETARIAT ITANAGAR, ARUNACHAL PRADESH	PROJECT CODE-
DESIGN BY	Prabhat	DRAWING TITLE - PLUMBING WATER SUPPLY SCHEMATIC LAYOUT	SHEET NO.-01
CHECKED BY		DRG.NO. DIMTS/BP/NHIDCL/PL/09	STATUS -CONCEPT PLAN
PM		REV.00	SCALE -1:150

DESCRIPTION	DRN.	CHD.	REV.	DATE

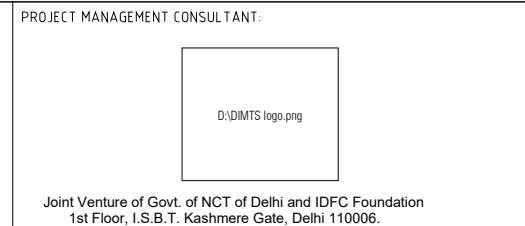



IST BASEMENT LEVEL PLAN
12 CAR SPACE PER FLOOR

LEGEND TABLE	
SR. NO.	DESCRIPTION
1	28W, LED T5 TUBE LIGHT FITTING
2	15W, LED PANEL LIGHT FITTING
3	37W, LED MID BAY SUSPENDED LIGHT FITTING
4	15W, SURFACE MOUNTED LED PANEL LIGHT FITTING
5	10W, LED BULKHEAD LIGHT FITTING
6	1200 MM SWING CEILING FAN
7	LIGHT & POWER DISTRIBUTION BOARD
8	6A POWER SOCKET
9	16A POWER SOCKET
10	3-Ø - ISOLATOR

NOTES:-

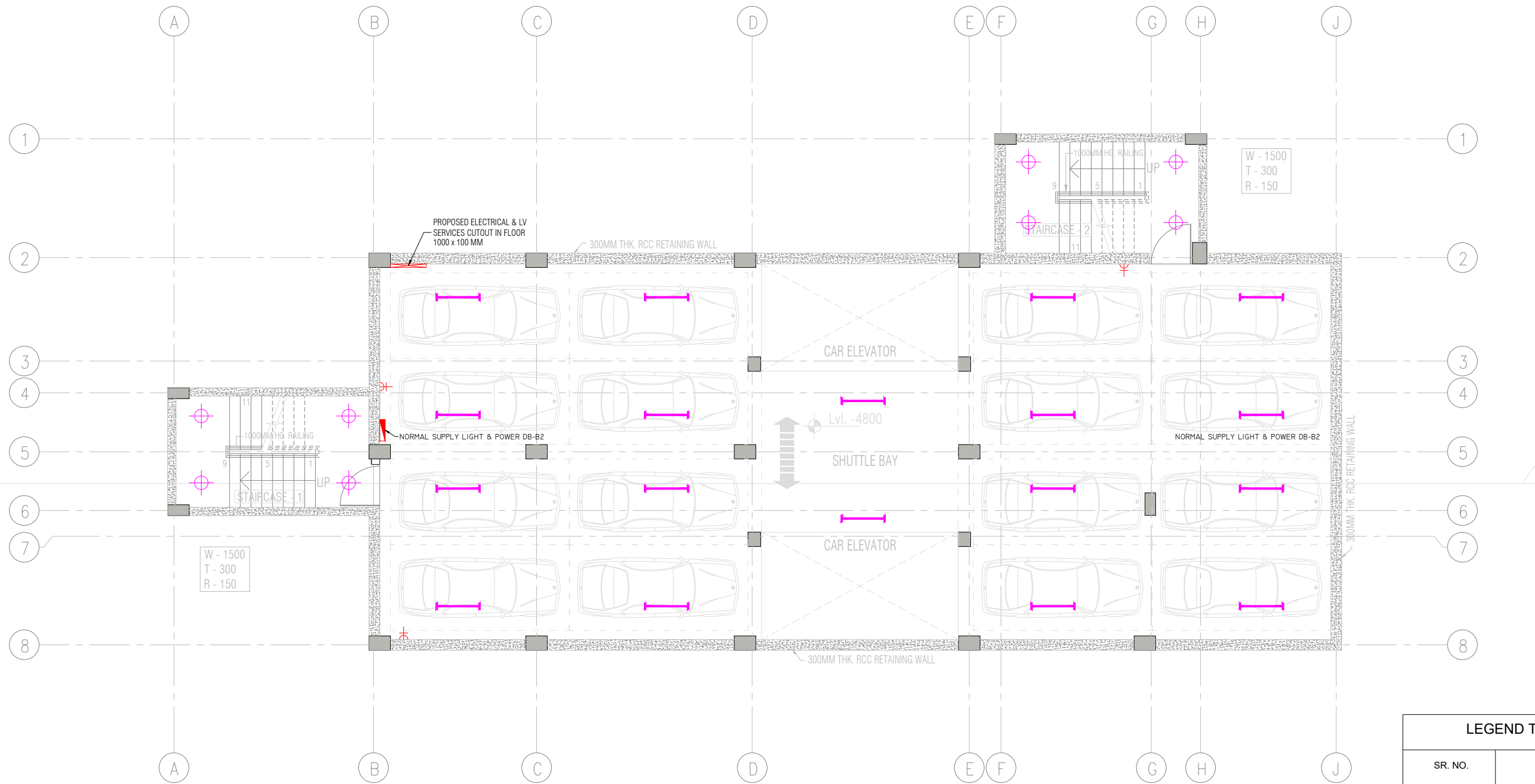
DESCRIPTION	DRN	CHD	REV.	DATE



DATE	JANUARY-2020
DRAWN BY	OM
DESIGN BY	DEEPAK KONDAL
CHECKED BY	
PM	

Certified that this document has been designed and checked in accordance with DIMTS Quality Assurance Plan
This drawing must not be either loaned, copied or otherwise reproduced in whole or in part or used for any purpose without the prior written permission of DIMTS.

NAME OF CLIENT - NATIONAL HIGHWAY & INFRASTRUCTURE DEVELOPMENT CORPORATION LTD.		PROJECT CODE -
PROJECT TITLE - CONSTRUCTION OF MLCP AT CIVIL SECRETARIAT ITANAGAR, ARUNACHAL PRADESH		SHEET NO. -01
DRAWING TITLE - ELECTRICAL LIGHTING & POWER LAYOUT - BASEMENT FLOORS		STATUS - CONCEPT PLAN
DRG NO	DKA-EL-02	REV 00
SCALE	-1:125 (A3)	



2ND,3RD & 4TH BASEMENT LEVEL PLAN
16 CAR SPACE PER FLOOR

LEGEND TABLE	
SR. NO.	DESCRIPTION
1	28W, LED T5 TUBE LIGHT FITTING
2	15W, LED PANEL LIGHT FITTING
3	37W, LED MID BAY SUSPENDED LIGHT FITTING
4	15W, SURFACE MOUNTED LED PANEL LIGHT FITTING
5	10W, LED BULKHEAD LIGHT FITTING
6	1200 MM SWING CEILING FAN
7	LIGHT & POWER DISTRIBUTION BOARD
8	6A POWER SOCKET
9	16A POWER SOCKET
10	3-Ø - ISOLATOR

NOTES:-				
DESCRIPTION	DRN	CHD	REV	DATE

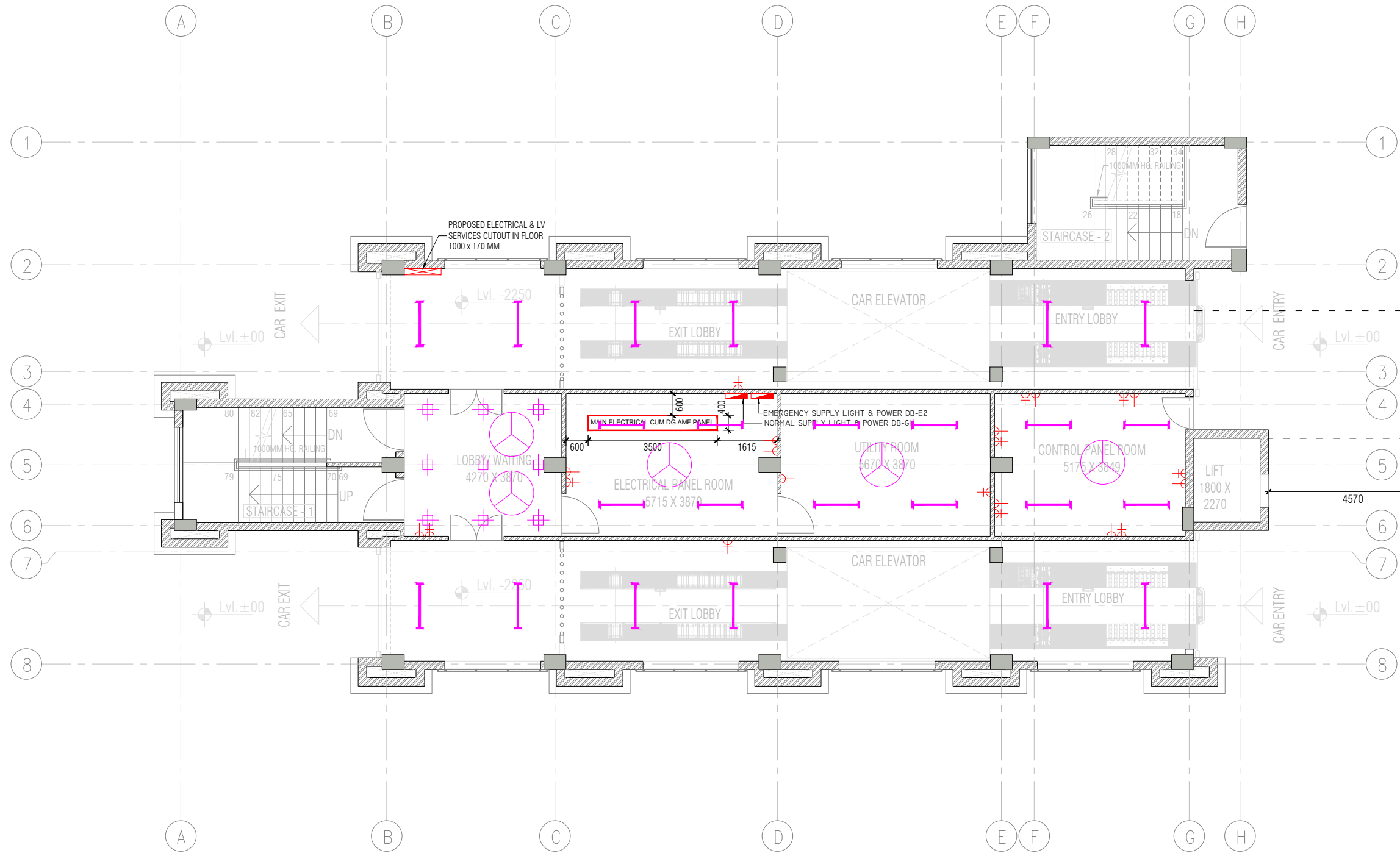
CLIENT

PROJECT MANAGEMENT CONSULTANT:

Joint Venture of Govt. of NCT of Delhi and IDFC Foundation
1st Floor, I.S.B.T. Kashmere Gate, Delhi 110006.

DATE	JANUARY-2020
DRAWN BY	OM
DESIGN BY	DEEPAK KONDAL
CHECKED BY	
PM	

Certified that this document has been designed and checked in accordance with DIMTS Quality Assurance Plan			
This drawing must not be either loaned, copied or otherwise reproduced in whole or in part or used for any purpose without the prior written permission of DIMTS.			
NAME OF CLIENT - NATIONAL HIGHWAY & INFRASTRUCTURE DEVELOPMENT CORPORATION LTD.		PROJECT CODE -	
PROJECT TITLE - CONSTRUCTION OF MLCP AT CIVIL SECRETARIAT ITANAGAR, ARUNACHAL PRADESH		SHEET NO. -01	
DRAWING TITLE - ELECTRICAL LIGHTING & POWER LAYOUT-BASEMENT FLOORS		STATUS -CONCEPT PLAN	
DRG NO	DKA-EL-01	REV 00	SCALE -1:125 (A3)



**GROUND FLOOR
ENTRANCE/EXIT LEVEL**


B

LEGEND TABLE	
SR. NO.	DESCRIPTION
1	28W, LED T5 TUBE LIGHT FITTING
2	15W, LED PANEL LIGHT FITTING
3	37W, LED MID BAY SUSPENDED LIGHT FITTING
4	15W, SURFACE MOUNTED LED PANEL LIGHT FITTING
5	10W, LED BULKHEAD LIGHT FITTING
6	1200 MM SWING CEILING FAN
7	LIGHT & POWER DISTRIBUTION BOARD
8	6A POWER SOCKET
9	16A POWER SOCKET
10	3-Ø - ISOLATOR

NOTES:-


DESCRIPTION	DRN	CHD	REV	DATE

CLIENT



NADCL
BUILDING INFRASTRUCTURE - BUILDING THE NATION

PROJECT MANAGEMENT CONSULTANT



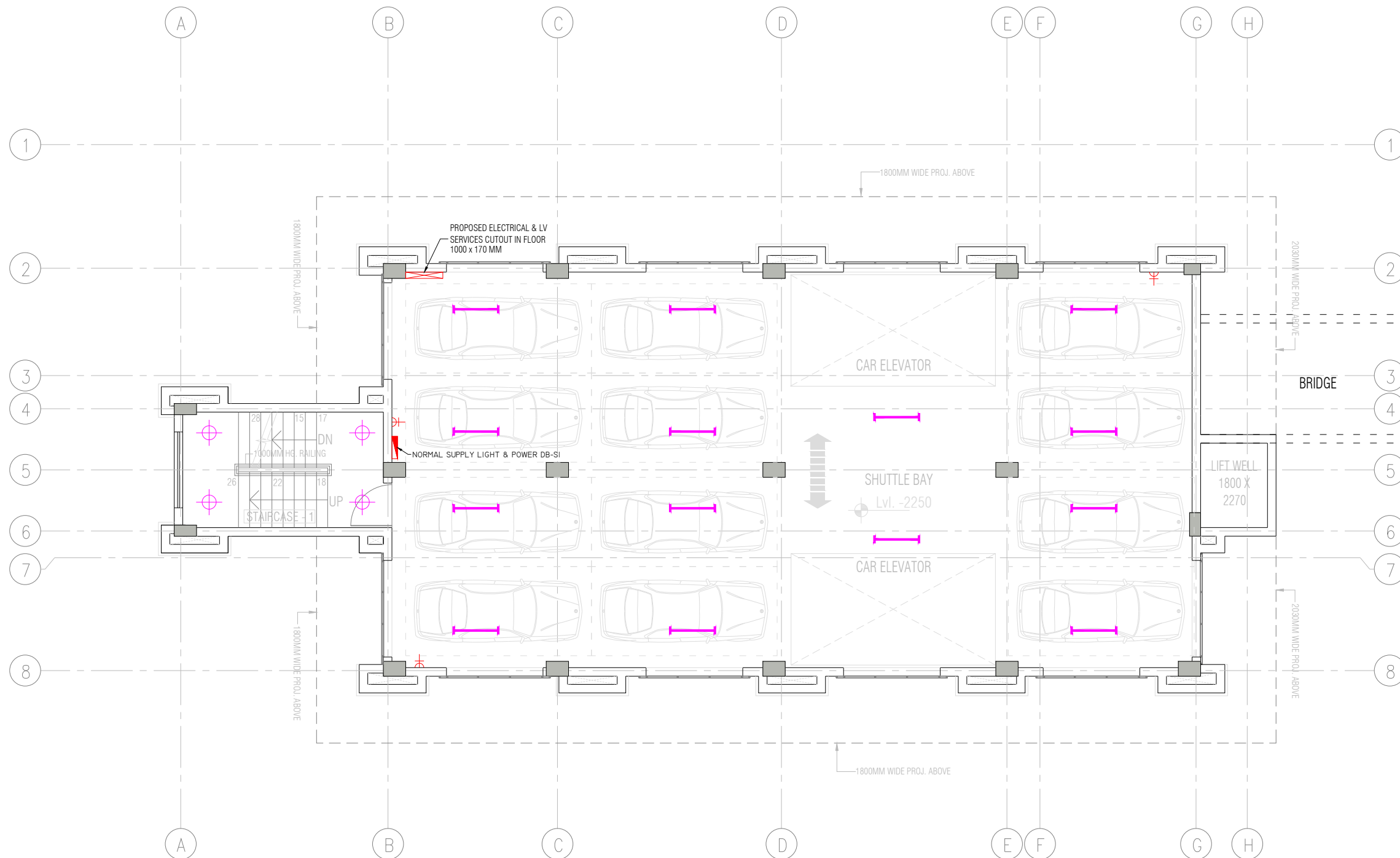
D:\DIMTS logo.png

Joint Venture of Govt. of NCT of Delhi and IDFC Foundation
1st Floor, I.S.B.T. Kashmere Gate, Delhi 110006.

DATE	JANUARY -2020
DRAWN BY	OM
DESIGN BY	DEEPAK KONDAL
CHECKED BY	
PM	

Certified that this document has been designed and checked in accordance with DIMTS Quality Assurance Plan
This drawing must not be either loaned, copied or otherwise reproduced in whole or in part or used for any purpose without the prior written permission of DIMTS.

NAME OF CLIENT - NATIONAL HIGHWAY & INFRASTRUCTURE DEVELOPMENT CORPORATION LTD.		PROJECT CODE-
PROJECT TITLE - CONSTRUCTION OF MLCP AT CIVIL SECRETARIAT ITANAGAR, ARUNACHAL PRADESH		SHEET NO.-01
DRAWING TITLE - ELECTRICAL LIGHTING & POWER LAYOUT-GROUND FLOOR		STATUS -CONCEPT PLAN
DRG.NO	DKA-EL-03	REV.00
SCALE	-1:125 (A3)	



SECOND FLOOR PLAN
12 CAR SPACE PER FLOOR

BLO1

LEGEND TABLE	
SR. NO.	DESCRIPTION
1	28W, LED T5 TUBE LIGHT FITTING
2	15W, LED PANEL LIGHT FITTING
3	37W, LED MID BAY SUSPENDED LIGHT FITTING
4	15W, SURFACE MOUNTED LED PANEL LIGHT FITTING
5	10W, LED BULKHEAD LIGHT FITTING
6	1200 MM SWING CEILING FAN
7	LIGHT & POWER DISTRIBUTION BOARD
8	6A POWER SOCKET
9	16A POWER SOCKET
10	3-Ø - ISOLATOR

NOTES:-

DESCRIPTION	DRN	CHD	REV	DATE

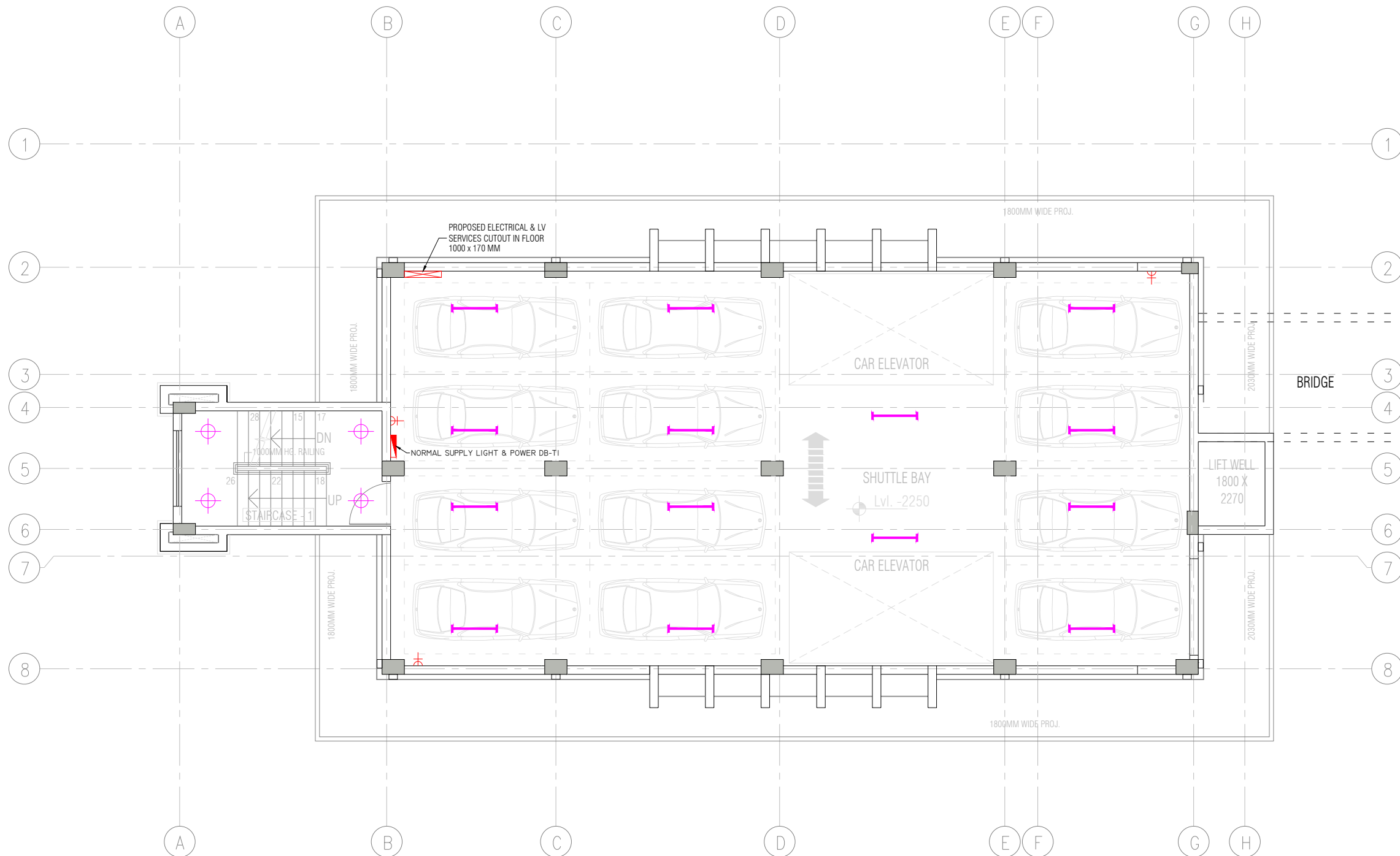
CLIENT

PROJECT MANAGEMENT CONSULTANT:

Joint Venture of Govt. of NCT of Delhi and IDFC Foundation
1st Floor, I.S.B.T. Kashmere Gate, Delhi 110006.

DATE	JANUARY-2020
DRAWN BY	OM
DESIGN BY	DEEPAK KONDAL
CHECKED BY	
PM	

Certified that this document has been designed and checked in accordance with DIMTS Quality Assurance Plan			
This drawing must not be either loaned, copied or otherwise reproduced in whole or in part or used for any purpose without the prior written permission of DIMTS.			
NAME OF CLIENT - NATIONAL HIGHWAY & INFRASTRUCTURE DEVELOPMENT CORPORATION LTD.		PROJECT CODE -	
PROJECT TITLE - CONSTRUCTION OF MLCP AT CIVIL SECRETARIAT ITANAGAR, ARUNACHAL PRADESH		SHEET NO. -01	
DRAWING TITLE - ELECTRICAL LIGHTING & POWER LAYOUT-SECOND FLOOR		STATUS -CONCEPT PLAN	
DRG NO	DKA-EL-04	REV 00	SCALE -1:125 (A3)



THIRD & FOURTH FLOOR PLAN
12 CAR SPACE PER FLOOR



LEGEND TABLE	
SR. NO.	DESCRIPTION
	28W, LED T5 TUBE LIGHT FITTING
	15W, LED PANEL LIGHT FITTING
	37W, LED MID BAY SUSPENDED LIGHT FITTING
	15W, SURFACE MOUNTED LED PANEL LIGHT FITTING
	10W, LED BULKHEAD LIGHT FITTING
	1200 MM SWING CEILING FAN
	LIGHT & POWER DISTRIBUTION BOARD
	6A POWER SOCKET
	16A POWER SOCKET
	3-Ø - ISOLATOR

NOTES:-

DESCRIPTION	DRN	CHD	REV	DATE

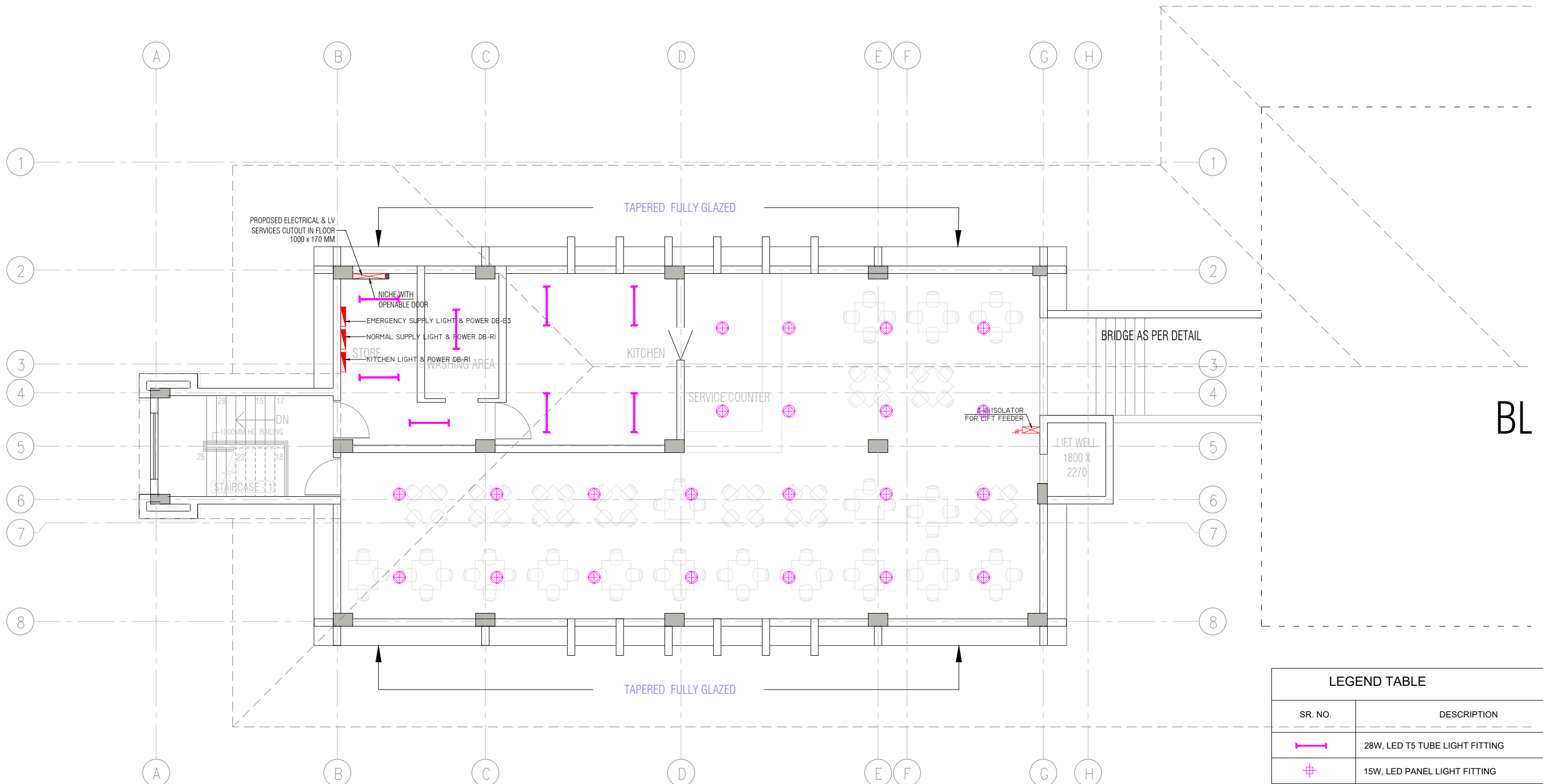
CLIENT

PROJECT MANAGEMENT CONSULTANT:

DATE	JANUARY - 2020
DRAWN BY	OM
DESIGN BY	DEEPAK KONDAL
CHECKED BY	
PM	

Certified that this document has been designed and checked in accordance with DIMTS Quality Assurance Plan
This drawing must not be either loaned, copied or otherwise reproduced in whole or in part or used for any purpose without the prior written permission of DIMTS.

NAME OF CLIENT - NATIONAL HIGHWAY & INFRASTRUCTURE DEVELOPMENT CORPORATION LTD.		PROJECT CODE -
PROJECT TITLE - CONSTRUCTION OF MLCP AT CIVIL SECRETARIAT ITANAGAR, ARUNACHAL PRADESH		SHEET NO. - 01
DRAWING TITLE - ELECTRICAL LIGHTING & POWER LAYOUT - 3RD & 4TH FLOOR		STATUS - CONCEPT PLAN
DRG NO	DKA-EL-05	REV.00
SCALE	-1:125 (A3)	



FOURTH FLOOR PLAN

LEGEND TABLE	
SR. NO.	DESCRIPTION
	28W, LED T5 TUBE LIGHT FITTING
	15W, LED PANEL LIGHT FITTING
	37W, LED MID BAY SUSPENDED LIGHT FITTING
	15W, SURFACE MOUNTED LED PANEL LIGHT FITTING
	10W, LED BULKHEAD LIGHT FITTING
	1200 MM SWING CEILING FAN
	LIGHT & POWER DISTRIBUTION BOARD
	6A POWER SOCKET
	16A POWER SOCKET
	3-Ø - ISOLATOR

NOTES:-

DESCRIPTION	DRN	CHD	REV	DATE

CLIENT

PROJECT MANAGEMENT CONSULTANT:

Joint Venture of Govt. of NCT of Delhi and IDFC Foundation
1st Floor, I.S.B.T. Kashmere Gate, Delhi 110006.

DATE	JANUARY-2020
DRAWN BY	DM
DESIGN BY	DEEPAK KONDAL
CHECKED BY	
PM	

Certified that this document has been designed and checked in accordance with DIMTS Quality Assurance Plan
This drawing must not be either loaned, copied or otherwise reproduced in whole or in part or used for any purpose without the prior written permission of DIMTS.

NAME OF CLIENT - NATIONAL HIGHWAY & INFRASTRUCTURE DEVELOPMENT CORPORATION LTD.		PROJECT CODE-
PROJECT TITLE - CONSTRUCTION OF MLCP AT CIVIL SECRETARIAT ITANAGAR, ARUNACHAL PRADESH		SHEET NO.-01
DRAWING TITLE - ELECTRICAL LIGHTING & POWER LAYOUT- ROOF FLOOR		STATUS -CONCEPT PLAN
DRG NO	DKA-EL-06	REV 00
SCALE	-1:125 (A3)	