

National Highways & Infrastructure Development Corporation Ltd



NAIDCL
BUILDING INFRASTRUCTURE - BUILDING THE NATION
(A GOVERNMENT OF INDIA UNDERTAKING)

REQUEST FOR PROPOSAL (RFP)

For Appointment of Supervision Consultant as

“Authority’s Engineer”

for

“Construction of (i) Connecting road from Z-Morh Tunnel to Zojila Tunnel and (ii) 14.150 km long bi-directional tunnel across Zojila Pass on Sonamarg-Kargil section of NH-01 on EPC mode in the Union Territories of Jammu & Kashmir and Ladakh”

(Online Mode through INFRACON and CPP Portal)

September, 2020

NATIONAL HIGHWAYS & INFRASTRUCTURE DEVELOPMENT CORPORATION LTD.

(MINISTRY OF ROAD TRANSPORT & HIGHWAYS, GOVT. OF INDIA)

3RD FLOOR, PTI BUILDING, 4-PARLIAMENT STREET,

NEW DELHI – 110001

CONTENTS

Sr. No.	Particulars	Page Nos.
1	Notice Inviting Tender (NIT)	3-4
2	SECTION1: Information to Consultants	5-10
3	SECTION2:Letter of Invitation	11-44
4	SECTION3: Format for Submission of Firms Credentials.	45-49
5	SECTION4: Format for Submission of Technical Proposal.	50-67
6	SECTION5: Format for submission of Financial proposal.	68-79
7	SECTION6: Terms of Reference.	80-225
8	SECTION7: Draft Form of Contract.	226-278

राष्ट्रीय राजमार्ग एवं अवसंरचना विकास निगम लिमिटेड
National Highways & Infrastructure Development Corporation Limited

**MINISTRY OF ROAD TRANSPORT & HIGHWAYS,
GOVT. OF INDIA**

NOTICE INVITING TENDER (NIT)
(Online e-tender through Central Public Procurement Portal)

Bid/ Package no.: NHIDCL/J&K/NH1/Zojila/AE/2020

Date: 30.09.2020

1. NHIDCL has been assigned the work of “Construction of (i) Connecting road from Z-Morh Tunnel to Zojila Tunnel and (ii) 14.150 km long bi-directional tunnel across Zojila Pass on Sonamarg-Kargil section of NH-01 on EPC mode in the Union Territories of Jammu & Kashmir and Ladakh”.

2. Proposals are hereby invited from eligible Consultants for Consultancy services as Authority's Engineer for Supervision of Construction of (i) Connecting road from Z-Morh Tunnel to Zojila Tunnel and (ii) 14.150 km long bi-directional tunnel across Zojila Pass on Sonamarg-Kargil section of NH-01 on EPC mode in the Union Territories of Jammu & Kashmir and Ladakh.

3. The letter of Invitation (LOI) and Terms of Reference (ToR) including Request for Proposal (RFP) is available online on e-tender portal of NIC i.e. <http://infracon.nic.in> and <https://eprocure.gov.in>. The interested consultancy firms may also download the RFP document from the official website of the NHIDCL. The Consultant who shall download the RFP document from the NHIDCL website i.e. <https://www.nhidcl.com> will be required to pay the non- refundable fee of **Rs. 64,900/- (Rupees Sixty Four Thousand Nine Hundred only)** (Rs. 55,000/- plus GST@18%) at the time of the submission of the Bid proposal through online mode (RTGS/NEFT/Other online mode) to the NHIDCL's Bank account as mentioned below. A copy of payment receipt (RTGS/NEFT/Other online mode) must be submitted along with the bid document:

Sl. No.	Particular	Details
1	Name of Beneficiary	National Highways & Infrastructure Development Corporation Limited
2	Beneficiary Bank Account No.	90621010002610
3	Beneficiary Bank Branch Name and Address	Syndicate Bank, Transport Bhawan, 1st Parliament Street, New Delhi 110001
4	Beneficiary Bank Branch IFSC	SYNB0009062
5	SWIFT Code (For Foreign Bidders)	SYNBINBB126

4. The RFP has also been uploaded on “INFRACON” (www.infracon.nic.in). As such before submitting the proposal the Consultant shall mandatorily register and enlist themselves (the firm and

all key personnel), on the NIC portal "INFRACON" and furnish registration details along with its RFP. INFRACON Operation Procedure is available on INFRACON portal for bidder's reference and also described in the RFP in subsequent clauses.

5. All the bidders registered on INFRACON shall form a Team on INFRACON and which would be assigned unique INFRACON Team ID. Bidders while submitting the proposal shall quote the INFRACON Team ID.

6. Bid must be submitted online at e-tender portal of NIC i.e. <http://infracon.nic.in> and <https://eprocure.gov.in> on or before as per schedule given hereunder.

7. The critical date sheet for bidding process is to be followed for this assignment is given here in under:

Bid Document /NIT Publishing Date	:	30.09.2020
Bid Document Download / Start Date	:	30.09.2020
Clarification Start Date (Pre bid queries)	:	01.10.2020
Clarification End Date (Last date for receipt of pre bid query)	:	13.10.2020 (1100 hrs)
Pre-Bid Conference at Authority's office New Delhi	:	13.10.2020 (1500 hrs)
Bid Submission start Date	:	24.10.2020 (1100 hrs)
Bid submission End Date (online & physical Copy)	:	03.11.2020 (1100 hrs)
Opening Date of Technical Bid	:	04.11.2020 (1130 hrs)

General Manager (Technical)
National Highway & Infrastructure
Development Corporation Ltd.
PTI Building, 3rd Floor,
4, Parliament Street,
New Delhi-110001

REQUEST FOR PROPOSAL (RFP)

SECTION 1

INFORMATION TO CONSULTANTS

Sub. : Construction of (i) Connecting road from Z-Morh Tunnel to Zojila Tunnel and (ii) 14.150 km long bi-directional tunnel across Zojila Pass on Sonamarg-Kargil section of NH-01 on EPC mode in the Union Territories of Jammu & Kashmir and Ladakh.

GENERAL:-

1. The National Highways & Infrastructure Development Corporation Limited (NHIDCL) (the 'Employer') invites proposals from eligible consultant for engaging Authority's Engineer (AE) on the basis of National Competitive Bidding for the following contract package in the UT of Jammu & Kashmir and Ladakh :

TABLE 1: DETAILS OF PROJECT

Name of the Project Work for which Authority's Engineer is to be appointed	Project Length in Km / Completion period	NH No. / UT	Estimated Project Cost (Excl. GST) (In Rs. Crore)	Consultancy Assignment period
Construction of (i) Connecting road from Z-Morh Tunnel to Zojila Tunnel and; (ii) 14.150 km long bi-directional tunnel across Zojila Pass on Sonamarg-Kargil section of NH-01 on EPC mode.	(i) 18.470 / 2.5 yrs (ii) 14.310 / 6 yrs	NH-01/ J&K and Ladakh	4429.83	132 Months (72 Months for construction + 60 Months for O&M)

2. **The RFP has also been uploaded on "INFRACON" (www.infracon.nic.in).** As such before submitting the proposal the Consultant shall mandatorily register and enlist themselves (the firm and all key personnel), on the MoRTH portal "INFRACON" and furnish registration details along with its RFP. A copy of Infracon Operation Procedure is also enclosed for bidder's reference.
3. **All the bidders registered on Infracon shall form a Team on Infracon and which would be assigned unique Infracon Team ID. Bidders while submitting the proposal shall quote the Infracon Team ID.**
4. Bid must be submitted online at e-tender portal of NHIDCL, <https://eprocure.gov.in> as per the date and time mentioned in Datasheet. The complete BID document can be viewed/downloaded from www.eprocure.gov.in and can be viewed on official portal of NHIDCL <http://www.nhidcl.com>.

5. Selection of AE shall be as per selection procedures given in the Contract Agreement for Engineering Procurement and Construction. The selected AE shall be intimated to the Contractor.
6. The proposal shall be submitted in English Language and all correspondence would be in the same language.
7. NHIDCL intends to appoint a Consultant to act as Authority's Engineer for implementation of this EPC project. As per the Terms and Conditions of the EPC Agreement (s), the Authority's Engineer shall perform all the duties as per TOR given in this RFP alongwith any amendment thereof. The selection of Authority's Engineer shall follow the laid down procedures given in the Contract Agreement signed between Employer and Contractor.
8. The interested consultancy firms may download the RFP document from the official website of the NHIDCL as per schedule given in data sheet. The Bidders shall deposit the cost of RFP document online (RTGS/NEFT/Other online mode) to the NHIDCL's Bank account as specified in Datasheet. A copy of payment receipt (RTGS/NEFT/Other online mode) must be submitted along with the bid document. The RFP will be invited through e-tendering portal. Refer Procedure under e-tendering for submission of RFP through e-tendering.
9. In the first stage of evaluation, eligibility of bidders will evaluated and the ineligible bidders would be informed regarding their non qualification, without any explanation. Second stage of evaluation of ONLY eligible bidders will be carried out.
10. The proposal should be submitted by consultancy firms in two parts. The two parts of the proposal are **Part1: Technical Proposal** and **Part2: Financial Proposal**. For a given EPC Project, Part 1 of Stage -2 of the Evaluation shall consider the evaluation of the Technical Proposal. The firms scoring the qualifying marks (minimum 75%) as specified in RFP shall only be considered for further evaluation. Under Part 2 of Stage-2, the financial proposal of such firms as selected above shall be opened and evaluated. Proposals will finally be ranked according to their combined technical and financial scores as specified in clause 5 of section 2. The first ranked Applicant shall be selected for negotiation (the "Selected Applicant") while the second ranked Applicant will be kept in reserve.
- 10.1 The National Highways and Infrastructure Development Corporation Ltd invites Proposals (the "Proposals") *through e-tender* (on-line bid submission) on CPP portal after creating Team ID at <http://infracon.nic.in>*. A Consultant may submit only "proof of eligibility" and "**Technical Proposal**" for the package on Infracon and CPP portal. Financial proposal are only to be submitted online and no hard copy of the financial proposal should be submitted.

* In order to make the evaluation process more objective, user friendly and transparent, NHIDCL has developed INFRACON portal (www.infracon.nic.in) which is a comprehensive National Portal for Infrastructure Consultancy firms & Key Personnel. The Portal has facility to host Consulting Firms' & Personnel Credentials online with linkage to Aadhar & Digilocker for data storage, validation & purity. The Information available on the portal would also be made available in Public Domain.

Based on the above stated objective, it has been decided that while calling RFPs, NHIDCL would receive technical proposals through INFRACON by making it mandatory for firms

& personnel to register on the portal. This would lead to reduction in paper work during bid submission & evaluation and shall bring transparency & accountability to the submission process. The applicants (hereinafter called as the Consultants) are hereby invited to submit proposals in the manner prescribed in the RFP.

11. The total time period for the assignment as Authority's Engineer will be 72 months for Construction Period and 60 Months for Operation & Maintenance Period with reduced man power.
12. The project will execute with the help of Project Support Office (PSO) comprising of 3-4 members who will be experts in different fields of tunneling. PSO will be guiding/assisting the management on various matters viz. construction complexities, monitoring of the project, cost control, timely completion of the project, office administration and so on.
13. **Only Indian firms are allowed to participate in the bid through National Competitive Bidding and no International Bidder/foreign bidder or company having ownership abroad will not be eligible as individually or as a member of a Joint Venture or as an associate. However, expert key personnel (max. 03) having citizenship / origin of the countries other than the countries having common land border with India will be permitted.**
14. Consultants may apply either as a sole firm or forming Joint Venture with other consultants. In case of Joint Venture, *maximum 3 (three) members will be permitted to form a JV which includes One Lead + Two JV partners OR One Lead + One JV partner + One Associate OR One Lead + Two Associates at the discretion of the prospective bidders.* Formulation of more than one JV/association with different partners for the same work is not allowed and all such proposal involving the firms shall be treated as non-responsive. If the consultant submits bids as sole applicant and also in JV/Association with another consultant, both bids shall be summarily rejected. No consultant shall submit more than one bid.
15. (A) The Applicant whether a sole applicant or in joint venture may include ANY Associate to provide technology in assignment. The Associate firm can provide equipment based road inspection services for any of the 4 equipment viz., (i) Network Survey Vehicle including all modules required as per technical specifications, (ii) Falling Weight Deflectometer, (iii) Mobile Bridge Inspection Unit and (iv) Retro Reflectometer. However, the Associate(s) cannot be common for 2 or more bidders. If any Associate is common with 2 or more bidders, all those bids shall be declared non-responsive. Hence, the bidder may ensure on his own that the associate proposed by him is not proposed by any other bidder participating in the same assignment and the bidder is solely responsible in this regard.

(B) In addition, the applicant whether a sole applicant or lead member with joint venture may also include an Associate for providing key personnel. In such case, the applicant should submit an MOU with associate regarding role and responsibility of Associate Company. However, the maximum no. of key personnel from Associate firm during RFP proposal and implementation of contract should be limited to two (2). It is clarified that the restriction of staff to be proposed by Associate firm does not apply on Sub Professional Staff.
- 15.1 As the project is of strategic importance, the firms/persons of neighbouring country having

common land border with India are not eligible for this project.

16. The Applicant, by submitting its Application pursuant to this RFP, shall be deemed to have acknowledged that without prejudice to the NHIDCL any other right or remedy hereunder or in law or otherwise, the Applicant shall be debarred from participating in the future projects of the NHIDCL in the following situations

(a) If an Applicant withdraws its Proposal during the period of its validity as specified in this RFP and as extended by the Applicant from time to time.

(b) In the case of a Selected Applicant, if the Applicant fails to sign the Agreement.

17. Consulting firms meeting the following criteria are only eligible for applying for this assignment. Sole firms as well as both the JV partners in case of JV, not meeting these criteria need not apply.

A). Eligibility criteria for sole applicant firm.

S. No.	Experience of the firm in last 10 years	Annual Turnover
	DPR Preparation/Project Supervision/IC	
1	a) The firm should have minimum experience of DPR Preparation/Project Supervision/ Independent Engineer/ Consultant of Tunnel project of aggregate length equal to 16.00 km (Equal to the project tunnel length) or more of 'similar category** of project' for which RFP is invited.	b) Annual turnover (updated average of last 3 years) of the firm from consultancy business should be equal to or more than 22 crore (0.5% of the project cost).
2	Firm should also have experience of Project Supervision/ Independent Engineer/ Authority' Engineer of at least one Tunnel project of 'similar category** of project' of length equal to 3.20 km (20% of the project tunnel length).	

Tunnel project for road/rail/metro (having cross sectional area of 50% or more of the proposed tunnel**) will be considered as 'similar category of project' for this RFP which can be either standalone project or as a part of road/rail/metro project.

Note:

(i) For qualification criteria, the cross-sectional area of the tunnel to be constructed in this project will be 115 sq m for unlined tunnel and 100 sq m for lined tunnel. The area of the completed/excavated tunnel will be calculated as per IRC SP:91:2010 (or latest available).

(ii) Similar project means Tunnel project for road/rail/metro having cross sectional area of 50% or more of the proposed tunnel. For this project experience of twin tunnel each having cross sectional area of 50% or more of the proposed tunnel will also to be considered with a multiplication factor of 2.0.

B) Eligibility Criteria for partners in case of JV/Associates shall be as under:

The lead partner must fulfill atleast 50% of requirements at 1(a) & 1 (b) and 100% of the requirements at 2 of table in para (A) above and other JV partner should fulfill atleast 10% of eligibility criteria as indicated at 1(a) & 1(b) of table in para (A) above. Also the lead partner and JV partner jointly should meet the entire eligibility criteria as mentioned in table at para (A) above.

Note: The weightage given for experience of a firm would depend on the role of the firm in the respective assignments. The firm's experience would get full credit if it was the sole firm in the respective assignment. If the applicant firm has completed projects as JV with some other firms, weightage shall be given as per the JV share***. However if the applicant firm has executed the project as associate with some other firms, 25% weightage shall be given to the applicant firm for the projects completed under such association.

***For weightage of experience in any past Consultancy assignment, experience certificate from the client along with JV agreement shall be submitted. In absence of clear demarcation of JV share in client certificate & in JV agreement, the weightage will be treated as 60 % for lead partner and 40% for minor partner. Annual turnover duly certified by Chartered Accountant shall be accepted. In case of non-availability of such documents no weightage of turnover/experience will be considered.

18. Following enhancement factor will be used for the cost of services provided and for the turnover from consultancy business to a common base value for works completed in India:

Year of completion of services / turnover	Enhancement factor
Financial year in which RFP invited	1.00
One year prior to RFP	1.05
Two year prior to RFP	1.10
Three year prior to RFP	1.15

Applicant should indicate actual figures of costs and amount for the works executed by them without accounting for the above specified factors.

In case the financial figures and values of services provided are in foreign currency, the above enhancement factors will not be applied. Instead, current market exchange rate (State Bank of India BC Selling rate as on last date of submission of the bid) will be applied for the purpose of conversion of amount in foreign currency into Indian Rupees.

19. The Bidder including individual or any of its Joint Venture Member should, in the last 2 years, have neither failed to perform for the consultancy services pertaining to Expressways, National Highways, ISC (Inter State Connectivity) & EI (Economic Importance) works, as evidenced by imposition of a penalty by an arbitral or judicial authority or a judicial pronouncement or arbitration award against the Bidder including individual or any of its Joint Venture Member, as the case may be, nor has been expelled or terminated by Ministry of Road Transport & Highways or its implementing agencies for breach by such Bidder including individual or any of its Joint Venture Member. Consultants (sole firm or lead firm and any of the JV partners) who do not fulfil the aforesaid condition as on last date

of submission of proposal, need not apply as their RFP proposal will not be entertained.

20. Employer will not be responsible for any delay, loss or non-receipt of RFP document sent by post/courier. Further, Employer shall not be responsible for any delay in receiving the proposal and reserves the right to accept/reject any or all applications without assigning any reason thereof.
21. The two parts of the Proposal (Technical proposal and Financial proposal) must be submitted on-line only i.e. on CPP (<https://eprocure.gov.in>) and on INFRACON portal i.e. infracon.nic.in with all pages numbered serially, alongwith an index of submission as per procedure under e-tendering. The Financial proposal is to be submitted online only. In the event, any of the instructions mentioned herein have not been adhered to, the Employer may reject the Proposal.
22. Employer will be at liberty to keep the credentials submitted by the Consultants at bidding stage, in public domain and the same may be uploaded by Employer on Employer's web-site. Consultants should have no objection if Employer uploads the information pertaining to their credentials as well as of their key personnel.
23. The individual key personnel proposed in the bid by the consultants or any replacement thereof should undertake that they shall have no objection in uploading/hoisting of their credentials by Employer in public domain.
24. RFP submission must be received not later than "bid submission end date" specified in the schedule of dates in data sheet in the manner specified in the RFP document at the address given below.

Address of Employer:

Attention: B.Shivprasad

Designation: General Manager (Tech)

Address: 2nd floor, PTI Building, 4-Parliament Street, New Delhi.

Contact No: 011-23461684

Email ID: shivprasad.152p@gov.in , sanjeev.malik@gov.in

SECTION - 2

LETTER OF INVITATION TO CONSULTANTS

1 INTRODUCTION

- 1.1 Bids are invited from consulting firms either as a sole firm/ joint venture with other consultant willing to act as AE to submit a proposal for providing consulting services required for the assignment “**Consultancy services as Authority’s Engineer for Supervision of Construction of (i) Connecting road from Z-Morh Tunnel to Zojila Tunnel and (ii) 14.150 km long bi-directional tunnel across Zojila Pass on Sonamarg-Kargil section of NH-01 on EPC mode in the Union Territories of Jammu & Kashmir and Ladakh**”.
- 1.2 A brief description of the assignment and its objectives are given in the Terms of Reference (TOR).
- 1.3 The assignment shall be implemented during the construction period and operation and maintenance period as specified in the data sheet.
- 1.4 This RFP is neither an agreement nor an offer by the Authority to the prospective Applicants or any other person. The purpose of this RFP is to provide interested parties with information that may be useful to them in the formulation of their Proposals pursuant to this RFP. This RFP includes statements and assumptions, which reflect various assessments, arrived at by the Authority in relation to the Consultancy. Such assessments and statements do not purport to contain all the information that each Applicant may require. The information contained in this RFP, may not be complete, accurate, adequate or correct. Each Applicant should, therefore, conduct its own investigations about the assignment and the local conditions before submitting the proposal by paying a visit to the Client and the project site, sending written queries to the client, before the date and time specified in the Data Sheet.
- 1.5 Please note that (i) the costs of preparing the proposal and negotiating for the contract, including a visit to site, are not reimbursable as a direct cost of assignment and (ii) Employer is not bound to accept any of the proposals received by it and reserves the right to annul the selection process at any time prior to contract award, without thereby incurring any liability to the Consultants.
- 1.6 Consultant have an obligation to disclose any situation of actual or potential conflict that impacts their capacity to serve the best interest of their Client, or than may reasonably be perceived as having this effect. Failure to disclose said situations may lead to the disqualification of the Consultant or the termination of its Contract and/or any other action as deemed fit by the Authority at any stage.
- 1.7 It is the Employer’s (NHIDCL) policy that the consultants observe the highest standard of ethics during the selection and execution of such contracts. In pursuance of this policy, the Employer:
 - (a) Defines, for the purpose of this paragraph, the terms set forth below as follows:
 - (i) “corrupt practice” means the offering, giving, receiving, or soliciting, directly or indirectly, of anything of value to influence the action of a

- public official in the selection process or in contract execution;
- (ii) "fraudulent practice" means a misrepresentation or omission of facts in order to influence a selection process or the execution of a contract;
 - (iii) "collusive practices" means as chimer arrangement between two or more consultants with or without the knowledge of the Client, designed to establish prices at artificial, non-competitive levels;
 - (iv) "coercive practices" means harming or threatening to harm, directly or indirectly, persons or their property to influence their participation in a procurement process, or affect the execution of a contract.
- (b) will reject a proposal for award if it determines that the Consultant recommended for award has, directly or through an agent, engaged in corrupt, fraudulent, collusive or coercive practices in competing for the contract in question;
 - (c) will declare a firm in eligible, either indefinitely or for a stated period of time, to be awarded a contract if it at any time determines that the firm has engaged in corrupt or fraudulent practices in competing for, or in executing, a contract; and
 - (d) will have the right to require that a provision be included requiring consultants to permit the Employer to inspect their accounts and records relating to the performance of the contract and to have them audited by authorized representatives of Employer.
 - (e) No Consultancy firm will be awarded more than 03 (three) projects of Consultancy services as Authority's Engineer/Independent Engineer in NHIDCL. If any consultancy firm either as a sole bidder or as JV partner/Associate has already been awarded 03 consultancy projects as Authority's Engineer/Independent Engineer in NHIDCL, then that consultancy firm will not be eligible for bidding for this work. Consultancy firms who are H1 in any of the projects of Authority's Engineer/Independent Engineer under NHIDCL will be considered as awarded projects. Consultancy firms must submit an undertaking w.r.t. the above details in the specified format as per Appendix B-11.
- 1.8 Consultants, their JV partner, their Sub-Consultants, and their associates shall not be under a declaration of ineligibility for corrupt and fraudulent practices. Furthermore, the Consultants shall be aware of the provisions on fraud and corruption stated in the specific clauses in the General Conditions of Contract.
- 1.9 Consultants shall furnish information on commissions and gratuities, if any, paid or to be paid to agents relating to this proposal and during execution of the assignment if the Consultant is awarded the Contract, in the Financial Proposal.
- 1.10 The Data Sheet indicates the schedule of dates and also how long Consultants' Proposals must remain valid after the submission date. During this period, Consultants shall maintain the availability of Professional staff nominated in the Proposal. The Client will make its best effort to complete negotiations within this period. Should the need arise, however, the Client may request Consultants to extend the validity period of their proposals. Consultants who

agree to such extension shall confirm that they maintain the availability of the Professional staff nominated in the Proposal, or in their confirmation of extension of validity of the Proposal. Consultants could seek replacement upto a maximum of 50% key personnel. If any Consultant seeks any replacement(s), while extending the bid validity, then the same shall be evaluated for ascertaining suitability of replacement as per the provisions of the RFP and remuneration shall not be reduced for any such replacement(s). However, the technical evaluation shall take into account of the originally submitted CV(s) only irrespective of replacement sought.

2. CLARIFICATIONS AND AMENDMENT OF RFP DOCUMENTS

- 2.1 The Consultants may request a clarification of any of the RFP documents up to the number of days indicated in the Data Sheet before the Proposal submission date. Any request for clarification must be sent in writing by paper mail, facsimile, or electronic mail to the Client's address indicated in the Data Sheet. The Client will published/host the Clarification/amendment (including an explanation of the query but without identifying the source of inquiry) on Employer's web-site. Clarification/amendment will also be hosted on Employer's web-site.
- 2.2 At any time before the submission of Proposals, the Client may for any reason, whether at its own initiative or in response to a clarification requested by a Consulting firm, modify the RFP documents by amendment. Any amendment shall be issued in writing through addendum. Addendum may be sent by mail, cable, telex, facsimile or electronic mail to consultants or/and will be hosted on Employer's website which will be binding on them. The Client may at its discretion extend the deadline for the submission of Proposals.

3. PREPARATION OF PROPOSAL

- 3.1 You are requested to submit your proposal in Two Parts strictly using the formats enclosed herewith (refer section 3, 4 and 5) The two parts shall be:

**Part 1: Technical Proposal and
Part 2: Financial Proposal.**

The proposal shall be written in the English language as specified in the Data Sheet. All pages of the Proposal shall be signed by an authorized representative. The representative's authorization shall be confirmed by written Power of Attorney duly notarized to be submitted with the proposal. In case of JV or inclusion of Associate company, a MoU indicating the specific Projects, input and role of each Partner etc. shall be submitted with the proposal.

Part 1: Technical Proposal

- 3.2 You are expected to examine all terms and conditions included in the documents. Failure to act or to provide all requested information will be at your own risk and may result in rejection of your proposal.
- 3.3 During preparation of the Technical proposal you may give particular attention to the following:

- i. The man-months for the assignment shall be that stated in the Terms of Reference. The same shall be considered for the purpose of evaluation as well as award. In case the man months of TOR are amended in view of Client's own initiative or in response to clarification sought by any Consulting firm, the man months so amended and published shall be considered for the purpose of evaluation as well as award.
 - ii. The Consultants should prefer to field as many of their permanent staff as possible. The permanent staff would be considered those already employed with the firm prior to one year from the month during which this Tender Notice is issued. Applicant shall submit the details of the period of employment of the proposed personnel with the firm.
 - iii. No alternative to key professional staff may be proposed and only one Curriculum Vitae (CV) may be submitted for each position and
 - iv. A good working knowledge of the language specified in the data sheet is essential for key professional staff on this assignment. Reports must be in the language (s) specified in the data sheet
- 3.4 Your Technical Proposal must provide the following information, using but not limited to the formats attached in the Section 3&4.
- i. A brief description of the firm's organisation and an outline of recent experience of the Consultants and, in the case of Joint Venture, for each partner, on assignments of a similar nature. The information which you shall provide on each assignment should indicate, *inter-alia*, the profiles of the staff provided, duration, contract amount and firm's involvement. ***The details of assignments on hand shall also be furnished by the consultant and their JV partner, separately.***
 - ii. Any comments or suggestions on the ToR and a description of the methodology (work plan) which the firm proposes to execute the services, illustrated with bar charts of activities.
 - iii. Site Appreciation: limited to four A4 size pages in 1.5 space and 12 font including photographs, if any;
 - iv. Proposed methodology for the execution of the services illustrated with bar charts of activities, including any change proposed in the methodology of services indicated in the TOR, and procedure for quality assurance: Maximum 4 pages;
 - v. The proposed methodology should be accompanied by the consultant's initial view, key challenges they foresee and potential solutions. It should also include details on adoption of superior technology along with proof: limited to six A4 size pages in 1.5 space and 12 font including photographs.
 - vi. The proposal shall indicate as to whether the firm is having the facilities for carrying out the following field activities or these are proposed to be outsourced to specialized agencies.

- Surface defects detection and roughness measurement using Network Survey Vehicle
 - Pavement strength measurement using FWD
 - Bridge inspection using Mobile Bridge Inspection Unit
 - Road signs inspection using Retro Reflectometer
- vii. Proposed Quality Audit Methodology including Quality Assurance Plan
- viii. In case the Consultant envisages outsourcing any or all of the above services to the expert agencies, the details of the same indicating the arrangement made with the agencies need to be furnished. These agencies would however, be subject to approval of the client to ensure quality input by such agencies before award of the work. For out-sourced services, proposed firms/consultants should have such experience on similar projects.
- ix. The composition of the proposed staff team, the tasks which shall be assigned to each and their timing;
- x. Requirement for submission of CVs.

- a. The CVs of following Nine key personnel in the prescribed format is to be furnished on INFRACON portal.

Team Leader Cum Senior Tunnel Expert, Resident Engineer cum Excavation Expert, Resident cum Highway Engineer, Tunnel Design Engineer, Tunnel Safety Expert, Senior Geotechnical Expert, Senior Geologist, Senior Quality cum Material Expert, and Sr. Contract Specialist.

It may please be ensured that the format is strictly followed and the information furnished therein is true and correct. The CV must indicate the work in hand and the duration till which the person will be required to be engaged in that assignment. The Firm shall ensure that details furnished in the CV by the personnel are correct. If any information is found incorrect, at any stage, action including termination and debarment from future NHIDCL projects for a minimum period of 2 years may be taken by NHIDCL on the personnel and the Firm.

- b. Key information should include years with the firm and degree of responsibility held in various assignments. In CV format, at summary, the individual shall declare his qualification, total experience (in years) against the requirements specified in TOR for the position (Ref. Enclosure-B of TOR) and Contact Details (contactable Phone number and email ids). If any information is found incorrect, at any stage, action including termination and debarment from future projects upto 2 years may be taken by Employer on the personnel and the Firm.
- c. CVs of Key Personnel having intermittent inputs will be considered only if the assignments on hand as on 7 days before due date of proposal including those for

which LOA has been received from the Client or for which Consultant has been declared as H1 are such that the key personnel is able to proportionately devote the given man months for this project.

- d. All the CVs which are to be evaluated should be complete in all respects including signing and certification by the individual and the firm.
- e. Minimum 75% marks required. CV of Key Personnel will be evaluated. CV of proposed Team Leader Cum Senior Tunnel Expert should score at least 75% marks, If not, the proposal shall not be considered further.
- f. If a CV score less than 75% marks, whatever marks it score will be carried forward for maximum 3 nos. key personnel for determining the total score of the firm. However, if the Key Personnel does not fulfill the minimum academic qualification (as mentioned at Enclosure-B of TOR of RFP), the overall score of his CV will be evaluated as zero. If the Key Personnel does not fulfill the minimum qualification related to experience (as mentioned at Enclosure-B of TOR of RFP), then zero marks will only be assigned for that sub criteria, but the marks obtained by the CV of the Key Personnel will be carried forward for maximum 3 nos. key personnel for determining the total score of the firm. In case, a firm is H-1, then all such Key Personnel (whose CV scores less than 75% or who does not fulfill the minimum qualification) will have to be replaced by the firm before signing the contract. The reduction in remuneration of such replacements shall be 5% for 1st and 2nd replacement and 10 % for 3rd and 4th replacement, respectively. In case more than 3 CV scores less than 75% marks or Team Leader Cum Senior Tunnel Expert scores less than 75% marks, the proposal shall be considered non-responsive. In the event the penalty is not paid by the Consultancy Firm, the same shall be recovered from encashment of performance security of the firm.
- g. In case CV of a person is turned out to be fake/incorrect/inflated during the assignment, the consultancy firms shall have to refund the salary and perks drawn including interest @12% per annum in respect of the person apart from other consequences. In addition to above, 10% of the salary and perks to be refunded shall be recovered from the Firm as penalty. In the event the penalty is not paid by the Consultancy Firm, the same shall be recovered from encashment of performance security of the firm.
- h. It is also clarified that any key personnel, if debarred during the period between receipt of bid and award of the contract and is required to be replaced as per the provisions of the RFP, then the replacement shall not be considered as part of replacement by the Authority's Engineer and hence no deduction in remuneration shall be affected. However, in this case the original CV will be considered for evaluation purpose.
- i. If same CV is submitted by two or more firms in an assignment, zero marks shall

be given for such CV. Key personnel has to certify in their CV that he has not consented to any consultant other than the applicant to propose their CV for any position for this assignment. In case the key personnel is found having given consent to more than one bidder, he shall be debarred by the Employer for 2 years. Zero marks shall be given to such CVs, if any of the below is applicable:

- (i) The CV of the same person is submitted by 2 or more firms
 - (ii) The name of the key personnel is not same in the uploaded CV and as mentioned in the degree certificate and no legal document submitted for justification along with the bid.
 - (iii) The key personnel have any other active CV on INFRACON portal as on date of invitation of Bid.
- j. The Key Personnel has to provide, one page write-up on each project he/she has worked, giving (1) details of the project, (2) Specific duties and (3) Name, contact number & email id of two personnel working on the project (Mandatory for the projects in the last 15 years). This one page write-up is to be uploaded as an additional supporting document. If the one page write up is not submitted, the experience of that project shall not be considered.
- k. All the CVs of Key Personnel should be complete in all respects. The CVs of the sub-professional staffs complete in all respects including signing and certification by the individual and the firm shall be required to be submitted by the selected bidder during Contract Negotiation and shall also be evaluated vis-a-vis the qualifications and experience requirements by the client. It is clarified that the firm's proposal shall be evaluated only on the basis of its experience and key professional staff.
- l. The age limit for key personnel is 65 years as on the date of bid submission. The proof of age and qualification of the key personnel must be furnished in the technical proposal
- xi. Deployment Schedule for each key personnel should be formulated and incorporated in the Technical Proposal which will be reviewed on quarterly basis.
- xii. Estimates of the total time effort (person x months) to be provided for the services, supported by bar chart diagrams showing the time proposed (person x months) for each professional staff and sub professional staff.
- xiii. Any additional information.
- xiv. The Authority shall carry out post award verification of the qualified projects of the most preferred consultancy firm and their key personnel from at least 3 previous employees to ascertain the correctness of their claims. Also, the financial capacity claim by the

consultancy firm needs to be confirmed from the audited balance sheets of the firm for the concerned period from ROC or other tested sources. The firms/personnel found to have provided false and exaggerated claims for their qualification shall be debarred from future participation in consultancy work for a period of two years beside other contractual or other action.

3.5 The technical proposal must NOT include any financial information.

Part 2: Financial Proposal

- 3.6 Your Financial Proposal must be strictly using the formats attached in Section 5. No additional items/quantities other than that specified in the formats should be proposed by the Consultants since the same shall not be considered for the evaluation/award. Consultants shall be paid billing rates for services rendered by the personnel of all categories namely (i) Key Personnel; (ii) sub-Professional personnel and (iii) Support staff on man-month wise. For calculating billing rates of remaining items of the financial proposal, namely (i) Transportation, (ii) Duty travel to site (iii) Office Rent, (iv) office supplies communication etc (v) reports & document printing and (vi) survey equipment etc., the payment of the quoted amount of selected consultant will be made on monthly basis. The Consultant shall discuss with the Client for suitable deployment of personnel & economize other expenditure as per the requirement of progress of work. Beginning 13th months from the last date of submission of bid, billing rates shall be increased for the remuneration of all categories specified above as well as on the remaining items of the financial proposal @ 5% every 12 months. However, for evaluation and award of the Bid proposals, the quoted initial rate (as applicable for first 12 months from last date of submission of bid) shall be multiplied by the total time input for each position on this contract, i.e. without considering the increase in the billing rates. All payments shall be made in Indian Rupees and shall be subjected to applicable Indian laws withholding taxes if any.
- 3.7 The Financial Proposal should include all the costs, the local taxes (including social security), duties, fees, levies and other charges imposed under the applicable law, on the consultants, the sub-consultants, and their personnel (other than nationals or permanent residents of the government's country); unless the Data Sheet specifies otherwise. This cost, however, will not include GST.
- 3.8 Consultants may express the price of their services in the Indian Rupees only.
- 3.9 Goods and Services Tax as applicable shall be paid to the consultant while making payment for services rendered. The consultant shall then deposit the same with the tax authorities and provide a proof of having done so within next 90 days in line with policy circulars issued by the concerned Tax authority/MoRT&H/NHIDCL from time to time. Employer shall pay only the Goods & service tax.

4. SUBMISSION, RECEIPT AND OPENING OF PROPOSALS

4.1 PREPARATION & SUBMISSION OF APPLICATIONS:

- A. Detailed RFP may be downloaded from e-tendering portal of NIC i.e. <https://eprocure.gov.in> and <http://www.infracon.nic.in> and <https://www.nhidcl.com> and the Application may be submitted online following the instructions appearing on the screen.
- B. The following shall be the form of various documents in the Application:
- (I) Technical Proposal in Electronic Form (to be uploaded on the E-tendering portal <https://eprocure.gov.in>)
- (a) Power of Attorney for signing the Application;
 - (b) If applicable, the Power of Attorney for Lead Member of JV;
 - (c) Copy of Memorandum of Understanding between JV partners, if applicable;
 - (d) Copy of Memorandum of Understanding with Associate, if applicable
 - (e) Firms credentials as per format prescribed in SECTION-3 OF RFP. (The details are to be submitted through INFRACON only)
 - (f) Technical proposal submission form as per format prescribed in Appenidx-B1, B2, B3, B4, B5, B6, B7, B8, B9, B10 & B11 of Section 4 of RFP.
- (II) Financial proposal as per format prescribed in section – 5 of RFP.
- (III) Cost of RFP for the amount and mode given in data sheet. The same is to be submitted online through RTGS/NEFT/Other online mode, copy of payment receipt (RTGS/NEFT/Other online mode) must be submitted while submitting the proposal.
- (IV) Bidders have to comply with the OM No. 13030/09/2008-vig dated 28th January, 2013(copy enclosed) regarding Integrity pact.
- C. (i) Only Electronic Form (to be uploaded on the INFRACON portal)
- (a) Firm credentials as per input format of INFRACON Portal.
 - (b) Curriculum vitae of proposed Professional staff.
- (ii) The successful bidder shall submit the original documents specified (a), (b), (c), (d) & (f) above together with their respective enclosures to the Authority before signing of the Agreement.
- (iii) The Applicant shall upload scanned copies of the Technical Proposal and Financial Proposal as specified in point nos. **4.1 B** above on the E-tendering portal of NIC i.e. <https://eprocure.gov.in> before “Bid submission end date” and time specified in the data sheet.
- (iv) Financial Proposal is to be submitted On-line only and no hard submission is to be made.
- 4.2 Modification / Substitution/ Withdrawal of bids:**
- (i) The Bidder may modify, substitute or withdraw its e- bid, prior to the Bid Due Date. No Bid shall be modified, substituted or withdrawn by the Bidder on or after the Bid Due Date.

- (ii) Any alteration/ modification in the Bid or additional information supplied subsequent to the Bid Due Date, unless the same has been expressly sought for by the Employer, shall be disregarded.
- (iii) For modification of e-bid, bidder has to detach its old bid from e-tendering portal and upload / resubmit digitally signed modified bid.
- (iv) For withdrawal of bid, bidder has to click on withdrawal icon at e-tendering portal and can withdraw its e-bid.
- (v) Before withdrawal of a bid, it may specifically be noted that after withdrawal of a bid for any reason, bidder cannot re-submit e-bid again.

4.3 OPENING AND EVALUATION OF APPLICATIONS:

- (i) Opening of Proposals will be done through online for Technical Proposal as well as for Financial Proposal.
- (ii) For participating in the tender, the authorized signatory holding Power of Attorney shall be the Digital Signatory. In case the authorized signatory holding Power of Attorney and Digital Signatory are not the same, the bid may be considered non-responsive.

The Employer shall open the Technical Proposal at “Schedule Opening Date & Time of Technical Bid” as mentioned in the data sheet in the presence of the Applicants who choose to attend and evaluate the Applications in accordance with the provisions set out in the RFP.

- (iii) The Financial Proposal will be opened of the short listed applicants who qualify for financial opening as per RFP. The date of opening of Financial Proposal will be notified later on.

5 PROPOSAL EVALUATION

- 5.1 A two -stage procedure shall be adopted for evaluating the proposals.

First Stage Evaluation

- 5.2 In first stage evaluation the eligibility of the applicant shall be evaluated as per clause 15 of RFP Section-I, Information to Consultant. Stage Two evaluation of only eligible consultant shall be carried out.

Second Stage Evaluation

Part 1 : Technical Proposal

- 5.3 The Evaluation Committee appointed by the Employer shall carry out its evaluation applying the evaluation criteria and point system specified in the data sheet. Each eligible and responsive proposal shall be attributed a technical score (S_T). Only those Applicants whose Technical proposal score 75 marks or more out of 100 shall qualify for further consideration. However, if the number of such pre-qualified applications is less than two, the Employer may, in its sole discretion, pre-qualify the applicant(s) whose technical score is less than 75 marks.

Part 2 : Financial Proposal

- 5.4 After the evaluation of Technical Proposals is completed and the shortlist of firms is finalised, the Employer may notify those consultants whose proposals were not considered as per conditions of

RFP. The Employer shall simultaneously notify the shortlisted firms indicating the date and time set for opening of the Financial Proposals.

- 5.5 The Financial Proposals shall be opened online publicly in the presence of the consultants' representatives who choose to attend. The name of the consultant, the technical scores, and the proposed prices shall be read aloud and recorded when the Financial Proposals are opened. The Client shall prepare minutes of the public opening.
- 5.6 The Evaluation Committee will determine whether the submitted Financial Proposals are complete (i.e. whether they have included cost of all items of the corresponding proposals; if not, then the cost towards such missing items will be considered as NIL, but the Consultant shall, however, be required to carry out such obligations without any additional compensation.) and without computational error. In case under such circumstances, if Client feels that the work cannot be carried out within the overall cost as per the submitted financial proposal, such proposals shall be considered non responsive.
- 5.7 The lowest financial proposal (F_M) will be given a financial score (S_F) of 100 points. The financial scores of other proposals will be computed as follows:
- $$S_F = 100 \times F_M / F \quad (F = \text{amount of financial proposal})$$
- 5.8 Proposals will finally be ranked according to their combined technical (S_T) and financial (S_F) scores as follows:
- $$S = S_T \times T_w + S_F \times F_w$$
- Where S is the combined score, and T_w and F_w are weights assigned to Technical Proposal and Financial Proposal that shall be 0.70 and 0.30 respectively.
- 5.9 The selected Consultant shall be the first Ranked Applicant (H-1, having the highest combined score). The second ranked applicant (H-2) shall be kept in reserve and may be invited for negotiation in case the first ranked Applicants withdraws, or fails to comply the requirements specified in this document. In the event the proposals of two or more consultants have the same scores (upto two decimal digit) in the final ranking, the proposal with the highest technical score should be ranked first.

6. AWARD OF CONTRACT

- 6.1 The Client shall issue letter of award to selected Consultant and ask the Consultant to provide Performance Security as in Para 7 below. If the selected Consultant fail to provide performance security within the prescribed time or the Consultant fail to sign the Contract Agreement within prescribed time, the Client may invite the 2nd highest ranking bidder Consultant and follow the procedure outlined in Para 6 and 8 of this Letter of Invitation.

7. PERFORMANCE SECURITY

- 7.1 The successful consulting firm shall have to submit a Bank Guarantee (BG) for an amount of **5%** of the Contract Value within 15 days of issue of LOA. The BG shall be valid for a period of [132+2] i.e. upto 2 months beyond the expiry of the Contract period of [132 months]. The BG shall be in the format specified in Appendix H of draft contract form and furnished from a Nationalised Bank, IDBI or ICICI/ICICI Bank/Foreign Bank/EXIM Bank / Any Scheduled Commercial Bank approved by RBI having a net worth of not less than 1000 crore as per latest

Annual Report of the Bank. In the case of a Foreign Bank (issued by a Branch in India) the net worth in respect of Indian operations shall only be taken into account. In case of Foreign Bank, the BG issued by Foreign Bank should be counter guaranteed by any Nationalised Bank in India. In case of JV, the BG shall be furnished on behalf of the JV and not individually by the members.

Further, in case where the bid of the successful consulting firm is less than 85% of the average of all bids received, the successful consulting firm shall have to submit an Additional Performance Security (APS) in the form of a Bank Guarantee for 30% of the differential value between the successful bid and average of all the bids received. The BG shall be valid for a period of [132+2] months i.e. upto 2 months beyond the expiry of the Contract of [132] months. The other requirements of APS are same as those of Performance Security.

- 7.2 In the event the Consultant fails to provide the security within 15 days of date of LOA, it may seek extension of time for a period of 15 (Fifteen) days on payment of damages for such extended period in a sum of calculated at the rate of 0.1% (Zero Point One Percent) of the contract price for each day until the performance security is provided. For the avoidance of doubt the agreement shall be deemed to be terminated on expiry of additional 15 days time period.
- 7.3 Notwithstanding anything to the contrary contained in this Agreement, the Parties agree that in the event of failure of the Consultant to provide the Performance Security in accordance with the provisions of Clause 7.1 within the time specified therein or such extended period as may be provided by the Authority, in accordance with the provisions of Clause 7.2 and thereupon all rights, privileges, claims and entitlements of the Consultant under or arising out of this Agreement shall be deemed to have been waived by, and to have ceased with the concurrence of the Consultant, and LoA shall be deemed to have been withdrawn by mutual agreement of the Parties. Authority may take action debar such firm for future projects for a period of 1-2 years.

8. Signing of Contract Agreement

After having received the performance security and verified it, the Client shall invite the selected bidder for signing of Contract Agreement on a date and time convenient to both parties within 15 days of receipt of valid Performance Security.

DATA SHEET

(As Mentioned in 'Information to Consultants' & 'Letter of Invitation to Consultants')

Below given details/information is supplementary to main clause.

SECTION 1 - INFORMATION TO CONSULTANTS

Sub clause No. in 'Information to Consultants'

8. The amount of non- refundable fee as cost of RFP document is **Rs. 64,900/- (Rupees Sixty Four Thousand Nine Hundred only)** (Rs. 55,000/- plus GST@18%).The NHIDCL's Bank Account detail is as given below:

Sl. No.	Particular	Details
1	Name of Beneficiary	National Highways &Infrastructure Development Corporation Limited
2	Beneficiary Bank Account No.	90621010002610
3	Beneficiary Bank Branch Name and Address	Syndicate Bank, Transport Bhawan, 1st Parliament Street, New Delhi 110001
4	Beneficiary Bank Branch IFSC	SYNB0009062
5	SWIFT Code (For Foreign Bidders)	SYNBINBB126

15. First Stage Evaluation shall be carried out to ascertain the eligibility of the applicants as per the criteria given in clause 15 of ITC.

16. Financial year in which RFP invited is 2020-21.

22. The Schedule of dates for bidding process is given here in under:

Bid Document /NIT Publishing Date	:	30.09.2020
Bid Document Download / Start Date	:	30.09.2020
Clarification Start Date (Pre bid queries)	:	01.10.2020
Clarification End Date (Last date for receipt of pre bid query)	:	13.10.2020 (1100 hrs)
Pre-Bid Conference at Authority's office New Delhi	:	13.10.2020 (1500 hrs)
Bid Submission start Date	:	24.10.2020 (1100 hrs)
Bid submission End Date (online & physical Copy)	:	03.11.2020 (1100 hrs)
Opening Date of Technical Bid	:	04.11.2020 (1130 hrs)

SECTION 2 - LETTER OF INVITATION TO CONSULTANTS

Sub clause No. in 'Letter of Invitation to Consultants'

1. Pre-Proposal Conference shall be held at Authority's office at 2nd Floor, PTI Building, 4-Parliament Street, New Delhi 110001.
- 1.3 The construction period of the assignment is 72 months and Operation & Maintenance period is 60 months.
- 1.10 The proposal shall be valid for 120 days after the last date of submission.
- 2.1 **Clarifications may be requested by email latest by 13.10.2020.** The address for requesting clarification is:

Attention: B.Shivprasad

Designation: General Manager (Tech)

Address: 2nd floor, PTI Building, 4-Parliament Street, New Delhi.

Contact No: 011-23461684

Email ID: shivprasad.152p@gov.in , sanjeev.malik@gov.in

- 3.1 The Language of documents and correspondence will be English.
- 3.2 All the personnel shall have working knowledge of English and all the reports etc shall be written in English.
- 5.2 First Stage Evaluation shall be carried out to ascertain the eligibility of the applicants as per the criteria given in clause 15 of ITC.
- 5.3 Second Stage Evaluation shall be carried out for the eligible applicants as below:

The points assigned to Technical Evaluation criteria are:

S.No.	Description	Marks
1	Relevant experience for the assignment	40
2	Experience in use of technology for road inspection	10
3	Qualifications and competence of the key staff for the assignment	50
	Total	100

(i) **Sub criteria for Relevant Experience of the firm for the assignment:**

	Criteria	Marks
I	Year of Establishment of the Firm (In case of JV year of establishment of Lead Member shall be considered)	3
II	Average Annual Turnover (last 3 years) from consultancy business	2
III	Experience as construction supervision/Independent Engineer/Authority's Engineer in no. of projects of tunnel length equal to or more than 1.6 km of similar category of tunnel for which RFP is invited in last 10 years	10
IV	Experience in DPR preparation/ Feasibility Study cum Preliminary Design Report for no. of projects of tunnel length equal to or more than 1.6 km of similar category of tunnel for which RFP is invited in last 10 years	10
V	In hand DPR/AE/IE of highway/bridge/tunnel projects for NHIDCL (presently under progress) as Sole/Lead Consultant	10
VI	Experience in construction supervision/DPR/design review of major structures (bridges/tunnels) having length of more than 500m in last 10 years	5
	Total	40

Tunnel Works as applicable for the project for which RFP is invited. Road/Rail/Metro tunnel (having cross sectional area of 50% or more of the proposed tunnel**) will be considered as part of transportation tunnel projects. For standalone tunnel projects, experience in Tunnel work (either standalone project or as a part of road project) only be considered.

In case of JV the turnover and experience details of Lead and JV partners will be added for evaluation. Credentials of associate firm, except key personnel & Technology, if any will not be considered for evaluation. However consultant should submit details as per section 3, separately for Lead partner JV partner and associate.

Consultants should give details of the experience of the firm considering the completed and the on-going assignments, separately for PPP and non-PPP Projects along with experience certificates from clients. This list of the completed works should also include those assignments which are substantially (90% of Contract value) completed. No Qualification/Experience etc. shall be considered without proof of experience.

Experience of Authority's Engineer for having offered consultancy services to a private organization shall not be considered as relevant experience for current assignment.

In case of JV the turnover and experience details of Lead and JV Employer's certificate should be submitted substantiating the experience claimed by the firm.

(ii) Sub criteria for Experience in use of technology for road inspection

Sr. No.	Description	Maximum Points	Sub-Points
1	Experience in Network Survey Vehicle (NSV) or better technology for pavement inspection	3.5	
1.1	Equipment	2	
	(a) Equipment on MOU with Associate or on hiring		1
	(b) Own Equipment		2
1.2	Experience	1.5	
	(a) 1-2 projects		0.5
	(b) 3-5 projects		1
	(c) >5projects		1.5
2	Experience in Falling Weight Deflectometer (FWD) or better technology for pavement strength measurement	2	
2.1	Equipment	1	
	(a) Equipment on MOU with Associate or on hiring basis		0.5
	(b) Own Equipment		1
2.2	Experience	1	
	(a) 1-3 projects		0.5
	(b) > 3 projects		1
3	Experience in Mobile Bridge Inspection Unit or better technology for bridge inspection	2.5	
3.1	Equipment	1	
	(a) Equipment on MOU with Associate or on hiring basis		0.5
	(b) Own Equipment		1
3.2	Experience	1.5	
	(a) 1-2 projects		0.5
	(b) 3-5 projects		1
	(c) 5 projects		1.5
4	Experience in Retro reflectometer technology	2	
4.1	Equipment	1	
	(a) Equipment on MOU with Associate or on hiring basis		0.5
	(b)Own Equipment		1
4.2	Experience	1	
	(a)1-3 projects		0.5
	(b)> 3 projects		1
	Total	10	

Note: A. The Authority's Engineer owning the equipments shall be required to submit proof of ownership.

B. The experience of the associate firms in use of technology shall also be counted in the evaluation. The experience of firm or associate firm in NSV or equivalent technology, FWD or equivalent technology, MBIU or equivalent technology and Retro reflectometer or equivalent technology shall be supported by experience certificate. The experience of a firm/ associate firm for a private Contractor/contractor (client) shall be considered on self-certification along with the client certificate. Any false certification shall attract provision of Clause 2.9.1(g) of GCC.

(iii) **Qualification and competence of following professional/sub-professional staff** for the assignment shall be evaluated. The weightage for various key staff are as under:-

Sr.No.	Staff Position	Marks
1	Team Leader Cum Senior Tunnel Expert	10
2	Resident Engineer cum Tunnel Excavation Expert	06
3	Resident cum Highway Engineer	05
4	Tunnel Design Engineer	05
5	Tunnel Safety Expert	05
6	Senior Geotechnical Expert	05
7	Senior Geologist	05
8	Senior Quality cum Material Expert	05
9	Sr. Contract Specialist	04
	Total	50

Sub criteria for qualification of key Personnel (i.e. Professional staff)

General qualifications	25
Adequacy for the project	70
Employment with firm	5
Total	100

The technical proposal should score at least 75 marks to be considered responsive for financial evaluation.

- v) Detailed evaluation criteria which is to be used for evaluation of technical bids is as indicated below as Appendix-EC.
- vi) The Authority's Engineer should carryout self-evaluation based on the evaluation criteria at Appendix-EC. While submitting the self-evaluation along with bid, Authority's Engineer shall make references to the documents which has been relied upon in his self-evaluation.
- vii) Result of technical evaluation shall be made available on the website giving opportunity to the bidders to respond within 7 days in case they have any objection.
- viii) The single currency for price conversion is INR. For evaluation of bid proposals, the foreign currency conversation rate of 1US Dollar = Rs. 73.70 And 1 Euro = Rs. 85.70 shall be used.
- ix) The weightage given to technical proposal is 70%. The weightage given to financial proposal is 30%.

11 Commencement of Assignment: The firm shall begin carrying out the services within one month of signing of the Consultancy Agreement.

Appendix-EC

DETAILED EVALUATION CRITERIA

1. Evaluation criteria for assessment of experience of the firm

S. No.	Description	Maximum marks	Reference/ details of projects claimed for self-assessment	Marks self-assessed by the bidder
I	Year of establishment of the firm (in case of JV, year of establishment of lead member shall be considered).	3		
(i)	< 5 years: 0 marks			
(ii)	= 5 years: 1.5 marks			
(iii)	Add 0.25 (Zero point two five) marks for each additional year subject to maximum 3 marks (Total)			
II	Average Annual Turnover (last three years) from consultancy business	2		
(i)	< Rs 22.00 crore: 0 marks			
(ii)	=Rs 22.00 crore: 1.5			
(iii)	Add for additional turnover 0.25 (Zero point two five) marks for every Rs. 11.00 Cr above Rs. 22.00 Cr. subject to maximum 2 marks (Total)			
III	Experience as construction supervision/Independent Engineer/Authority's Engineer in no. of projects of tunnel length equal to or more than 1.6 km of similar category of tunnel for which RFP is invited in last 10 years	10		
(i)	1 project - 8 marks			
(ii)	Add 1 (one) mark extra for completed assignment of AE/IE and add 0.5 (zero point five) mark extra for completed assignment for supervision consultancy subject to maximum 10 (ten) marks (Total)			
IV	Experience in DPR preparation/ Feasibility Study cum Preliminary Design Report for no. of projects of tunnel length equal to or more than 1.6 km of similar category of tunnel for which RFP is invited in last 10 years	10		
(i)	1 project- 8 marks			
(ii)	Add 1 (one) mark extra for completed assignment of DPR preparation/ Feasibility Study cum Preliminary Design Report subject to maximum 10 (ten) marks (Total)			
V	In hand DPR/AE/IE of highway/bridge/tunnel projects for NHIDCL (presently under progress) as Sole/Lead Consultant	10		
(i)	< 2 projects - Zero Marks			

(ii)	2 to 5 projects - 5 Marks			
(iii)	> 5 projects - 5 Marks			
VI	Experience in construction supervision/DPR/design review of major structures (bridges/tunnels) having length of more than 500m in last 10 years			
(i)	1 project- 3 marks	5		
(ii)	Add 0.5 (zero point five) mark extra for each additional project subject to maximum 5 (five) marks (Total)			
	Total	40		

Note 1: In case of JV, the turnover and experience details of Lead and JV partners to be added.

Note 2: Employer's certificate/ certificate from Statutory Auditor should be submitted substantiating the experience/turnover claimed by the firm.

Note 3: ** Tunnel project for road/rail/metro having cross sectional area of 50% or more of the proposed tunnel shall only be considered. For this project experience of twin tunnel each having cross sectional area of 50% or more of the proposed tunnel will also to be considered with a multiplication factor of 2.0.

Note 4: Weightage to be given when experience by a Firm as Sole Firm/Lead Partner in a JV/ Other Partner in a JV/As Associate

Sl No.	Status of the firm in carrying out DPR/ Feasibility Study	Weightage for experience
1	Sole firm	100 %
2	Lead partner in a JV	60%
3	Other partner in a JV	40 %
4	As Associate	25%

2. Evaluation criteria for assessment of Experience in use of technology for road inspection

Sr. No.	Description	Maximum Points	Sub-Points	Reference/ details of projects claimed for self-assessment	Marks self-assessed by the bidder
1	Experience in Network Survey Vehicle (NSV) or better technology for pavement inspection	3.5			
1.1	Equipment	2			
	(c) Equipment on MOU with Associate or on hiring		1		
	(d) Own Equipment		2		
1.2	Experience	1.5			
	(a) 1-2 projects		0.5		
	(b) 3-5 projects		1		
	(c) >5projects		1.5		
2	Experience in Falling Weight Deflectometer (FWD) or better technology for pavement strength	2			
2.1	Equipment	1			

	(a) Equipment on MOU with Associate or on hiring		0.5		
	(b) Own Equipment		1		
2.2	Experience	1			
	(a) 1-3 projects		0.5		
	(b) > 3 projects		1		
3	Experience in Mobile Bridge Inspection Unit or better technology for bridge inspection	2.5			
3.1	Equipment	1			
	(a) Equipment on MOU with Associate or on hiring		0.5		
	(b) Own Equipment		1		
3.2	Experience	1.5			
	(a) 1-2 projects		0.5		
	(b) 3-5 projects		1		
	(c) 5 projects		1.5		
4	Experience in Retro reflectometer technology	2			
4.1	Equipment	1			
	(a) Equipment on MOU with Associate or on hiring		0.5		
	(b) Own Equipment		1		
4.2	Experience	1			
	(a) 1-3 projects		0.5		
	(b) > 3 projects		1		
	Total	10			

Note: A. The Authority's Engineer owning the equipments shall be required to submit proof of ownership.

B. The experience of the associate firms in use of technology shall also be counted in the evaluation. The experience of firm or associate firm in NSV or equivalent technology, FWD or equivalent technology, MBIU or equivalent technology and Retro reflectometer or equivalent technology shall be supported by experience certificate. The experience of a firm/ associate firm for a private Contractor/contractor (client) shall be considered on self-certification along with the client certificate. Any false certification shall attract provision of Clause 2.9.1(g) of GCC.

3. Evaluation criteria for assessment of score of the Key Staff for adequacy of the Assignment.

3.1 Team Leader cum Senior Tunnel Expert:

Sl. No.	Description	Maximum Points	Reference/ details of projects claimed for self-assessment	Marks self-assessed by the bidder
1	General Qualification	25		
(i)	Graduate in Civil/Mining Engineering or equivalent	21		
(ii)	Post-Graduate or chartered engineer in Mining Engineering / Geotechnical Engineering / Structural Engineering / Rock Mechanics or equivalent	4		
2	Adequacy for the Project	70		
a i)	Total Professional Experience <20 years - 0 marks 20 years - 5 marks Add 1 mark extra for each additional year of experience subject to maximum 2 (two) marks.	7		
a ii)	Total professional experience in handling major tunnelling projects <15 years – 0 marks 15 years – 6 marks Add 1 mark extra for each additional year of experience subject to maximum 2 (two) marks.	8		
a iii)	Experience in major tunnel construction/construction supervision projects (Road/Rail/Metro) <10 years – 0 marks 10 years - 7 marks Add 1.5 marks extra for each additional year of experience subject to maximum 3 marks.	10		
b	Experience in Similar Capacity			
b i)	Experience as Team Leader or similar capacity in construction supervision of major tunnel projects (Road/Rail/Metro) of length equal to or more than 4 km <5 years - 0 marks 5 years - 7 marks Add 1.5 marks extra for each additional year of experience subject to maximum 3 marks.	10		
b ii)	Experience as Team Leader or similar capacity of project Preparation/ Design of tunnel projects(Road/Rail/Metro) of length 4 km or more 1 Project - 8 marks Add 1 mark extra for each additional projects subject to maximum 2 marks.	10		
b iii)	Experience as Team Leader or similar capacity in construction supervision of tunnels (Road/Rail/Metro) of length 4 km or more < 2 projects - 0 marks 2 Projects - 15 marks	20		

Sl. No.	Description	Maximum Points	Reference/ details of projects claimed for self-assessment	Marks self-assessed by the bidder
	Add 1.25 mark extra for each additional projects subject to maximum 5(five) marks.			
c)	Experience in project preparation/design of major tunnel projects apart from those under 2 (b) (ii) 1 project - 4 marks 2 or more projects - 5 marks	5		
3	Employment with the Firm < 1 year - 0 marks 1 year - 3 marks Add 0.5 marks for each subsequent year subject to maximum 2 marks	5		
	Total :	100		

Note: As per RFP, Definition of Team Leader includes Project Manager/ resident Engineer/ or any equivalent position.
Max. Age = 65 Years
** tunnel projects, unless specifically mentioned, to be considered for evaluation has to be major tunnels of length equal to or more than 1.5 Km

3.2 Resident cum Tunnel Excavation Expert:

Sl. No.	Description	Max. Points	Reference/ details of projects claimed for self-assessment	Marks self-assessed by the bidder
1	General Qualification	25		
	i) Graduate in Civil/Mining Engineering or equivalent	21		
	ii) Post graduate or chartered engineer in Civil/Mining Engineering or equivalent	4		
2	Adequacy for the Project	70		
a i)	Total Experience < 15 years - 0 15 years - 12 marks Add 1 mark extra for each additional year of experience subject to maximum 3 (three) marks.	15		
a ii)	Total Professional experience in handling major tunnelling projects < 10 years - 0 10 years - 7 marks Add 1.5 marks extra for each additional year of experience subject to maximum 3 (three) marks.	10		
b	Experience in Similar Capacity			

Sl. No.	Description	Max. Points	Reference/ details of projects claimed for self-assessment	Marks self-assessed by the bidder
b i)	Experience as Tunnel Excavation Expert or similar capacity in construction supervision of major tunnelling projects (Road/Rail/Metro) < 7 years - 0 7 years - 7 marks Add 1.5 marks extra for each additional year of experience subject to maximum 3 (three) marks.	10		
b ii)	Experience as Tunnel Excavation Expert or similar capacity in construction supervision of tunnel projects (Road/Rail/Metro) of minimum length of 4 km (minimum one year supervision in a project) < 2 projects - 0 2 projects - 15 marks Add 2.5 marks extra for each additional projects subject to 5 (five) marks.	20		
b iii)	Experience in tunnel design/ DPR preparation / feasibility study/design review involving major tunnel projects (Road/Rail/Metro) of minimum of 4 km (minimum 1 year experience in a project) 1 project - 7 marks Add 1 mark extra for each additional projects subject to maximum 3 (three) marks.	10		
c	Experience in construction of major tunnel projects(Road/Rail/Metro) apart from those under 2(b) (ii) 1 project - 3 marks Add 1 mark extra for each additional projects subject to maximum 2 (two) marks.	5		
3.	Employment with the Firm < 1 year - 0 marks 1 year - 3 marks Add 0.5 marks for each subsequent year subject to maximum 2 marks	5		
	Total	100		
<p>Note: Max Age=65 years</p> <p>** tunnel projects, unless specifically mentioned, to be considered for evaluation has to be major tunnels of length equal to or more than 1.5 Km</p>				

3.3 Resident cum Highway Engineer

S. No.	Description	Max. Points	Reference/Details of projects Claimed for self-assessment	Marks self assessed by the bidder
1	General Qualification	25		
	Graduate in Civil Engineering	21		
	Post Graduation in Transportation/Highway Engineering/Structural Engineering/Geotechnical Engineering or equivalent	04		
2	Adequacy for the Project	70		
	Professional Experience			
i)	Total Professional Experience in handling Highway projects < 12 years -0 12 years -16 marks Add 1 mark extra for each additional year of experience subject to maximum 4 (four) marks.	20		
ii)	Experience as Resident Engineer/Project Director/Project Manager/Superintending Engineer equivalent/Executive Engineer or equivalent on construction works/Authority Engineer /Independent Engineer Projects (similar configuration (2/4/6 laning*) and above). < 5 years -0 5 years -15 marks Add 1 marks extra for each additional year of experience subject to maximum 5 (five) marks.	20		
iii)	Experience in similar capacity in handling major 2/4/6- laning** projects (of length 40% of project length or more of similar configuration (2/4/6 laning**) and above) < 2 nos. -0 2 nos. -19 marks Add three marks extra for each additional project subject to maximum 6 (Six) marks.	25		

S. No.	Description	Max. Points	Reference/Details of projects Claimed for self-assessment	Marks self assessed by the bidder
iv)	Experience in similar capacity of Highway Project of Construction/Construction Supervision/IC on EPC Mode (of length 40% of project length or more of similar configuration (2/4/6 laning**) and above) 1 Project- 4 marks Add 1 (one) mark extra for each additional project subject to maximum 1 (one) mark	5		
3	Employment with the Firm < 1 year - 0 marks 1 year - 3 marks Add 0.5 marks for each subsequent year subject to maximum 2 marks	5		
	Total	100		

Note:

- (1) Similar Capacity includes the following positions
 - i) On behalf of Consultant: Resident / Highway Engineer
 - ii) On behalf of Contractor: Resident Engineer/ Highway Engineer / Project Manager (Construction/Construction Supervision)
 - iii) In Government Organizations: Executive Engineer (or equivalent) and above
- (2) Only those projects (in numbers) will be considered for evaluation above, where the input of the personnel is not < 12 months
- (3) In case of experience on behalf of Authority's Engineer or Contractor, the experience shall be duly endorsed by the respective Government agency. In case of non-availability of endorsement from Govt. Agency, the experience uploaded on INFRACON Portal will be taken into consideration. However, the key personnel/ bidder will be solely responsible for any fake information/ CV, which may result in debarment.
- (4) Max. Age = 65 years

4 TUNNEL DESIGN ENGINEER:

Sl. No.	Description	Max. Points	Reference/Details of projects Claimed for self-assessment	Marks self assessed by the bidder
1	General Qualification	25		
	i) Graduate in Civil/Mining Engineering or equivalent	21		
	ii) Post-Graduate in Engineering (Structural)	4		
2	Adequacy for the Project	70		
a. i)	Total Professional Experience <20 years - 0 20 years - 11 marks Add 1 mark extra for each additional year of experience subject to maximum 4 (four) marks.	15		
a. ii)	Total Professional Experience in handling major tunnel projects <12 years - 0 12 years- 7 marks Add 1 mark extra for each additional year of experience subject to maximum 3 (three) marks.	10		
b	Experience in Similar Capacity			
b. i)	Experience in tunnel design (Road/Rail/Metro) works in similar capacity <12 years - 0 12 years - 7 marks Add 1 mark extra for each additional year of experience subject to maximum 3 (three) marks.	10		
b. ii)	Experience in similar capacity in Project Preparation/DPR involving design of tunnels (Road/Rail/Metro) of more than 4 km length (Min. 1 year experience in a project) < 3 projects - 0 3 projects - 11 marks Add 1 mark extra for each additional projects subject to maximum 4 (four) marks.	15		
b. iii)	Experience in similar capacity in construction/construction supervision projects involving design/design review of tunnels of tunnels of more than 4 km length (Min. 1 year experience in project) <2 projects - 0 2 projects - 7 marks Add 1.5 mark extra for each additional projects subject to maximum 3(three) marks.	10		
c. i)	Experience in innovation tunnel design (Road/Rail/Metro) like immersed tunnel, sub-sea	5		

	bored tunnel and high altitude tunnels (more than 2500 M above msl. 1 projects - 4 marks 2 or more projects -5 marks			
c. ii)	Experience in design tunnel projects(Road/Rail/Metro) apart from those under 2 (b) (ii) 1 project - 4 marks 2 or more projects - 5 marks	5		
3	Employment with the Firm < 1 year - 0 marks 1 year - 3 marks Add 0.5 marks for each subsequent year subject to maximum 2 marks	5		
	Total :	100		
Max Age =65 Years				
** tunnel projects, unless specifically mentioned, has to be major tunnels of length equal to or more than 1.5 Km to be considered for evaluation				

3.5 TUNNEL SAFETY EXPERT:

Sl. No.	Description	Max. Points	Reference/Details of projects Claimed for self-assessment	Marks self assessed by the bidder
1	General Qualification	25		
	i) Graduation in Engineering or equivalent	21		
	ii) Any professional Certification from a recognized/statutory body on safety/health/shot firer	4		
2	Adequacy for the Project	70		
a. i)	Total Professional Experience <20 years - 0 20 years - 11 marks Add 1 mark extra for each additional year of experience subject to maximum 4 (four) marks.	15		
a. ii)	Experience Tunnel (Road/Rail/Metro) Safety Works <10 years - 0 10 years - 11 marks Add 1 mark extra for each additional year of experience subject to maximum 4 (four) marks.	15		

Sl. No.	Description	Max. Points	Reference/Details of projects Claimed for self-assessment	Marks self assessed by the bidder
a. iii)	International exposure in tunnel safety works in developed countries <7 years - 0 7 years - 7 marks Add 1 mark extra for each additional projects subject to maximum 3 (three) marks.	10		
b	Experience in Similar Capacity			
b. i)	Experience in similar capacity of Tunnel Safety Audits during construction stage of tunnel projects(Road/Rail/Metro) of minimum length of 4 km < 2 projects - 0 2 projects - 15 marks Add 1.25 mark extra for each additional projects subject to maximum 5 (five) marks.	20		
b. ii)	Experience in similar capacity of Tunnel Safety Audits in design stage on tunnel projects (Road/Rail/Metro) 1 project - 8 marks 2 or more - 10 marks	10		
3	Employment with the Firm < 1 year - 0 marks 1 year - 3 marks Add 0.5 marks for each subsequent year subject to maximum 2 marks	5		
	Total :	100		
	Max Age = 65 Years ** tunnel projects, unless specifically mentioned, has to be major tunnels of length equal to or more than 1.5 Km to be considered for evaluation			

3.6 Senior Geotechnical Expert:

Sl. No.	Description	Max. Points	Reference/Details of projects Claimed for self-assessment	Marks self assessed by the bidder
1	General Qualification	25		
	i) Graduate in Civil Engineering/ Masters in engineering Geology or equivalent from a recognized university	21		
	ii) Post Graduate in Rock Mechanics /Foundation Engineering/ Tunnel Engineering	4		
2	Adequacy for the Project	70		
a. i)	Total Professional Experience <20 years - 0 20 years - 11 marks Add 1 mark extra for each additional year of experience subject to maximum 4 (four) marks.	15		
a. ii)	Experience in Construction/ Construction Supervision of major tunnel projects(Road/Rail/Metro) < 10 years - 0 10 years - 7 marks Add 1 mark extra for each additional year of experience subject to maximum 3 (three) marks.	10		
b	Experience in similar capacity			
b. i)	Experience as Geotechnical engineer or similar capacity in construction/ construction supervision of at least 4 tunnel projects(Road/Rail/Metro) of length equal to or more than 4 km < 4 projects - 0 4 projects - 17 marks Add 2 mark extra for each additional project subject to maximum 8 (eight) marks.	25		
b. ii)	Experience as Geotechnical engineer or similar capacity in Construction/ Construction Supervision of major tunnel projects involving vertical shaft sinking of at least 200m vertical depth 1 project - 4 marks 2 or more projects - 5 marks	5		
b. iii)	Experience as Geotechnical engineer or similar capacity in design/project preparation of tunnel projects(Road/Rail/Metro) of atleast 4 km length < 2 projects - 0 2 projects - 11 marks Add 2 marks extra for each additional projects subject to maximum 4 (four) marks.	15		

Sl. No.	Description	Max. Points	Reference/Details of projects Claimed for self-assessment	Marks self assessed by the bidder
3	Employment with the Firm < 1 year - 0 marks 1 year - 3 marks Add 0.5 marks for each subsequent year subject to maximum 2 marks	5		
	Total :	100		
<p>Note:- Max Age =65 Years</p> <p>** tunnel projects, unless specifically mentioned, has to be major tunnels of length equal to or more than 1.5 Km to be considered for evaluation</p>				

3.7 SENIOR GEOLOGIST:

Sl. No.	Description	Max. Points	Reference/Details of projects Claimed for self-assessment	Marks self assessed by the bidder
1	General Qualification	25		
	i) Masters in Geology /Applied Geology/Engineering Geology from recognized university or equivalent	25		
2	Adequacy for the Project	70		
a. i)	Total Professional Experience <20 years - 0 20 years - 15 marks Add 1 mark extra for each additional year of experience subject to maximum 5 (five) marks.	20		
a. ii)	Experience in major Tunnel construction/construction supervision Projects (Road/Rail/Metro/Hydro) using NATM technology < 5 years - 0 5 years - 12 marks Add 1.5 marks extra for each additional year subject to maximum 3 (three) marks.	15		
b	Experience in Similar Capacity			
b. i)	Experience in major Tunnel(Road/Rail/Metro) Construction works in similar capacity < 7 years - 0 7 years - 12 marks Add 1 mark extra for each additional year of experience subject to maximum 3 (three) marks.	15		

Sl. No.	Description	Max. Points	Reference/Details of projects Claimed for self-assessment	Marks self assessed by the bidder
b. ii)	Experience in similar capacity in project preparation/DPR/Geophysical investigations involving of major tunnel projects (Road/Rail/Metro). (Min 1 year experience in a project) <2 projects - 0 2 projects -7 marks Add 1.5 marks extra for each additional projects subject to maximum 3 (three) marks.	10		
b. iii)	Experience in similar capacity in tunnel construction/construction supervision (Road/Rail/Metro) in Himalayan Geology with minimum length of 4 km < 2 projects - 0 2 project - 7 marks Add 1.5 marks extra for each additional projects subject to maximum 3 (three) marks.	10		
3	Employment with the Firm < 1 year - 0 >1 year to 2 years - 2 marks >2 years to 3 years - 3 marks > 3 years - 5 marks	5		
	Total :	100		
	Max Age =65 Years ** tunnel projects, unless specifically mentioned, has to be major tunnels of length equal to or more than 1.5 Km to be considered for evaluation			

3.8 Senior Quality/Material Expert

S. No.	Description	Max. Points	Reference/Details of projects Claimed for self-assessment	Marks self-assessed by the bidder
1	General Qualification	25		
	I) Graduate in Civil Engineering	21		
	II) Post Graduation in Geotechnical Engineering/ Foundation Engineering/ Soil Mechanics/ Rock Mechanics	04		
2	Adequacy for the Project	70		

	Professional Experience			
i)	Total Professional Experience in handling Highway/Bridge/Tunnel projects < 10 years -0 10 years -11 Add one mark extra for each additional year of experience subject to maximum 4 (four) marks.	15		
ii)	Experience in similar capacity in Construction / Construction Supervision of major Highway/Tunnel Projects ((similar configuration (2/4/6 laning**) and above)) < 5 years -0; 5 years -19 Add 2 (two) marks extra for each additional year of experience subject to maximum 6 (Six) marks.	25		
iii)	Experience in similar capacity in handling Similar Highway/Tunnel projects (of length 40% of project length or more of similar configuration (2/4/6 laning**) and above) < 2 nos. -0 2 nos. - 25 Add 2.5 marks extra for each additional project subject to maximum 5 (five) marks.	30		
3	Employment with the Firm < 1 year - 0 marks 1 year - 3 marks Add 0.5 marks for each subsequent year subject to maximum 2 marks	5		
	Total :	100		

Note:

- (1) Similar Capacity includes the following positions
 - i) On behalf of Consultant/Contractor: Quality Expert/ Material Engineer/Material Expert/ Quality Engineer/ Geo-Technical Expert.
 - ii) On behalf of Government: Executive Engineer
- (2) Only those projects (in numbers) will be considered for evaluation above, where the input of the personnel is not < 12 months
- (3) In case of experience on behalf of Authority's Engineer or Contractor, the experience shall be duly endorsed by the respective Government agency. In case of non-availability of endorsement from Govt. Agency, the experience uploaded on Infracon Portal will be taken into consideration. However, the key personnel/ bidder will be solely responsible for any fake information/ CV, which may result in debarment.

(4) Max. Age = 65 years

3.9 SENIOR CONTRACT SPECIALIST:

Sl. No.	Description	Max. Points	Reference/Details of projects Claimed for self-assessment	Marks self-assessed by the bidder
1	General Qualification	25		
	i) Graduate in Civil Engineering	21		
	ii) Post Graduate Degree in Law/ PG in management/ certificate course in management/ certificate course in construction management / certificate course in contract management	4		
2	Adequacy for the Project	70		
i)	Total Professional Experience in Contract Management <15 years - 0 15 years - 15 marks Add 1 mark extra for each additional year of experience subject to maximum 5 (five) marks.	20		
	ii) Experience as Contract Specialist on any National/State Highway/Tunnel projects < 4 years - 0 4 years - 15 marks Add 1 mark extra for each additional year of experience subject to maximum 5 (five) marks.	20		
	iii) Contract Management of a large highway/tunnel contract say over Rs 150 crore including experience of handling variation orders, claims of the contractor and there appropriate disposal < 2 nos. - 0 2 nos. - 20 Add 2.5 mark extra for each additional project subject to maximum 5 (five) marks.	25		
iv)	Experience of Handling Arbitration cases in respect of any highway project 1 project - 4 marks 2 or more projects – 5 marks.	5		
3	Employment with the Firm < 1 year - 0 marks 1 year - 3 marks Add 0.5 marks for each subsequent year subject to maximum 2 marks	5		
	Total :	100		

Note applicable to all key personnel:

1. If a key personnel has worked in next lower category to the similar capacity, the marks allotted to key personnel in the category 'experience in similar capacity' shall be reduced to two thirds of marks in this category. This shall be applicable for evaluation of all key personnel.
2. ** Similar project means Tunnel project for road/rail/metro having cross sectional area of 50% or more of the proposed tunnel. For this project experience of twin tunnel each having cross sectional area of 50% or more of the proposed tunnel will also to be considered with a multiplication factor of 2.0.

Important Notes:

- (i) **Correspondence course will not be accepted as degree or PG.**
- (ii) **International Experience - Experience in a country other than home country will be considered as international experience.**

SECTION - 3

FORMATS FOR SUBMISSION OF FIRMS CREDENTIALS

The proposal should contain the following information in enclosed format attached at Appendix A.

- Year of Establishment of Firm
- Average annual turnover (last three years)

Note: The Firm shall submit Certificate of Incorporation and audited balance sheet for the last three years (FY 2017-2018, FY 2018-2019 and FY 2019-2020). For claiming experience of Highway projects, completion certificate from employer should be enclosed. The proposal should also contain the details of the key personnel viz. their name, qualification, expertise area, experience and years of association with the firm.

Appendix A

The following information related to the firm should be provided in the proposal.

- (i) Name of the package applied for:-
- (ii) Year of establishment of firm*

Consultant	Year of Establishment	Country	Type of Organization			
			Individual	Partnership	Corporation	Other
Individual / Lead Partner (of JV) / Minor Partner of JV/Associate						

NOTE:- Year of Establishment of Lead Partner of JV shall be considered.

*Copy of Certificate of incorporation shall be submitted.

- (iii) Office/Business Address/Telephone nos./Cable Address.
- (iv) Narrative description of firm (Not more than 2 sheets)
- (v) Name of two (2) principals who may be contacted with title and telephone number/fax number/e-mail.
- (vi) Financial Statement of the last three years. **

Sr. No.	Particular	2019-20	2018-19	2017-18
i.	Annual turnover from Consulting business			
ii.	Total Assets			
iii.	Current Assets			

Balance Sheet/ Auditor Certificate of last 3 years (FY 2017-2018, FY 2018-2019 and FY 2019-2020) shall be submitted as evidence of Annual Turnover. In case, the Audited Balance Sheet for FY 2019-20 is not available then the Consultant shall give an undertaking to this effect and the statutory auditor shall certify the same. In such a case, the Bidder shall provide the Audited Annual Reports for 3 (three) years preceding the year for which the Audited Annual Report is not being provided

**a) The amount shall be stated in INR. (Consider 1US Dollar = Rs. 73.70 And 1 Euro = Rs. 85.70)

b) The currency conversion rate for the respective years shall be mentioned for other international currencies.

(vii) Experience as Authority Engineer/Independent Consultant/Construction supervision of Tunnel (Road/Rail/Metro), separately for PPP and non-PPP Projects during the last 10 years. ***

Sr No	Projects Name / Year	Type of Services rendered	Description of Road/Rail/Metro Tunnel Project /Length (kms)	Client (with Complete address, Contact person, Telephone Nos. and Fax Nos.)	Total Fee for the Consultancy Assignment (INR)	Fee received by Applicant (in case of JV/ Association)	%age of total fee received by the firm	Approx. Cost of Road/Rail/Metro Project	Period
	Sole Consultant / Prime consultant of JV / minor consultant of JV/as associate consultant								
1	2	3	4	5	6	7	8	9	10
		A. Completed / Substantially completed projects: 1. 2. 3. B. Projects in progress: 1. 2. 3.							

(viii) Experience in DPR/ Feasibility Study cum Preliminary Design Report of Tunnel projects for the PPP and non-PPP projects during the last 10 years. ***

Sr No	Projects Name / Year	Type of Services Rendered	Length of Project (kms)	Client (with complete address, contact person, telephone Nos. , emails and Fax Nos.)	Total Fee for the Consultancy Assignment (INR)	Fee received by Applicant (in case of JV /Association)	%age of total fee received by the firm	Approx. Cost of Highway project	Period
	Sole Consultant/ Prime consultant of JV / minor consultant of JV / as associate consultant								
1	2	3	4	5	6	7	8	9	10
		A. Completed / Substantially completed projects: 1. 2. 3.							
		B. Projects in progress: 1. 2. 3.							

** a) Tunnel Works as applicable for the project for which RFP is invited. Road/Rail/Metro tunnel will be considered as part of transportation tunnel projects. For standalone Tunnel projects, experience in Tunnel work (either standalone project or as a part of road project) only be considered.

- b) Only those projects, to be included in the table which are Tunnel Projects and for which clients certificates from the concerned Government agencies are enclosed with the proposal.
- c) The details of bridges having length more than 200m (500m in case the project consist of bridges of length more than 500m) in the listed projects is to be specifically mentioned.
- d) The weightage given for experience of a firm would depend on the role of the firm in the respective assignments. The firm's experience would get full credit if it was the sole firm in the respective assignment. If the applicant firm has completed projects as JV with some other firms, weightage shall be given as per the JV share***. However if the applicant firm has executed the project as associate with some other firms, 25% weightage shall be given to the applicant firm for the projects completed under such association.
- e) For weightage of experience in any past Consultancy assignment, experience certificate from the client shall be submitted. In absence of clear demarcation of JV share in client certificate, the weightage will be treated as 60 % for lead partner and 40% for minor partner. Annual turnover duly certified by Chartered Accountant shall be accepted. In case of non-availability of such documents no weightage of turnover/experience will be considered.
- f) Annual turnover duly certified by Chartered Accountant shall be accepted. In case of non-availability of such documents no weightage of turnover/experience will be considered.
- (ix) Assignments on hand including those for which the Letter of Acceptance from the clients received as on 7 days prior to due date for submission of proposals: The details shall be given in the following format.

Sr. No	Name of Assignment	Client	Role of the firm	Date of letter of Acceptance	Date of Agreement if signed	Present status of Assignment	Team Members provided by the firm		
			Sole, Lead/ Other in JV or sub-consultant				Name	DOB	Position
(1)	(2)	(3)	(4)	(5)	(6)	(7)	(8)	(9)	(10)

Key Personnel	Number of key personnel employed		
	Sole Applicant (Lead Member in case of JV)	JV (1)	Associate
Team Leader Cum Senior Tunnel Expert			
Resident Engineer cum Excavation Expert			
Resident cum Highway Engineer			
Tunnel Design Engineer			
Tunnel Safety Expert			
Senior Geotechnical Expert			
Senior Geologist			
Senior Quality cum Material Expert			
Sr. Contract Specialist			

SECTION - 4

FORMAT FOR SUBMISSION OF TECHNICAL PROPOSAL

Appendix B-1	Technical proposal submission form.
Appendix B-2	Site Appreciation
Appendix B-3	Approach paper on methodology for performing the assignment
Appendix B-4	Facility for field investigation and testing
Appendix B-5	Composition of the Team and Task(s) of each Team member
Appendix B-6	Curriculum vitae of proposed Professional staff.
Appendix B-7	Time schedule for deployment of Professional staff
Appendix B-8	Activity (works) schedule.
Appendix B-9	Affidavit — Correctness of Experience claimed by the Firms
Appendix B-10	Integrity Pact
Appendix B-11	Details of Ongoing and Awarded works in NHIDCL

APPENDIX B-1-TECHNICAL PROPOSAL SUBMISSION FORM

FROM (Name of Firm)

To: (Name and Address of Client)

Ladies/Gentlemen:

Subject: Submission of Technical and Financial Proposal for engagement as Authority's Engineer for the EPC work of **Consultancy services as Authority's Engineer for Supervision of "Construction of (i) Connecting road from Z-Morh Tunnel to Zojila Tunnel and (ii) 14.150 km long bi-directional tunnel across Zojila Pass on Sonamarg-Kargil section of NH-01 on EPC mode in the Union Territories of Jammu & Kashmir and Ladakh"**.

We, the undersigned, offer to provide the consulting services for the above in accordance with your Request for Proposal dated (Date), and our Proposal. We are hereby submitting our Proposal, which includes this Technical Proposal and a Financial Proposal sealed under a separate envelope for the above mentioned work.

My/Our registration No. on Infracon is And my/our Infracon Team ID is

Our Proposal is binding upon us. We understand you are not bound to accept any Proposal you receive

We remain,

Yours sincerely,

Managing Director/Head of the firm/
Authorised Representative of the firm + *

Name of the firm

Address

*Lead Member in case of JV

APPENDIX B-2: SITE APPRECIATION

Shall give details of site as per actual site visit and data provided in RFP and collected from site supported by photographs to demonstrate that responsible personnel of the Authority's Engineer have actually visited the site and familiarized with the salient details/ complexities and scope of services

APPENDIX B -3 : APPROACH PAPER ON METHODOLOGY AND WORK PLAN FOR PERFORMING THE ASSIGNMENT

The approach and methodology will be detailed precisely under the following topics.

- 1) Methodology for services, surveying, road condition data collection and analysis [not more than 2 pages]
- 2) Key challenges foreseen and proposed solutions in carrying out the assignment [not more than 1page]
- 3) Quality Audit methodology including Quality Assurance Plan [not more than 6 pages]

APPENDIX B-4: FACILITY FOR FIELD INVESTIGATION AND TESTING

1. State whether applicant has in-house (created in house at site)/ outsourced/ not available facility for
 - Surface defects detection and roughness measurement using Network Survey Vehicle
 - Pavement strength measurement using FWD
 - Bridge inspection using Mobile Bridge Inspection Unit
 - Road signs inspection using Retro Reflectometer
2. In-case answer to 1 is available (created in house at site) a list of field investigation and testing equipment is to be attached
3. In case answer to 1 is outsourced/not available - arrangements made or proposed to be made for each of the above field investigations is to be attached
4. For experience in NSV, FWD, MBIU and reflectometer, references need to be provided in the following format:

REFERENCES

Relevant Services Carried Which Best Illustrate Qualifications

The following information should be provided in the format below for each reference assignment for which your firm, either individually as a corporate entity or as one of the major companies within a consortium, was legally contracted by the client:

Assignment Name:		Country:
Location within Country:		Professional Staff Provided by your firm:
Name of Client :		No. of Staff :
Address :		No. of Staff Months :
Technology Used:		
Start Date (Month /	Completion Date (Month /	Approx. Value of Services in INR/current USD):
Name of JV/Association Firm(s)if any:		No. of Months of Professional Staff provided by Associated Firm(s)
Status of your Company in the Assignment i.e., Sole/Lead Member/Other Member/Associate		
Narrative Description of Project :		
Description of Actual Services Provided by your Company:		

Signature of Authorised Representative
(Certificate from Employer regarding experience should be furnished)

APPENDIX B – 5: COMPOSITION OF THE TEAM PERSONNEL, AND TASK(S) OF EACH TEAM MEMBER

1. Technical/Managerial Staff

Sl. No.	Name	Position	Task
1			
2			
3			
4			
..			


2. Support Staff

Sl. No.	Name	Position	Task
1			
2			
3			
4			
..			

APPENDIX B-6 : FORMAT OF CURRICULUM VITAE (CV) FOR PROPOSED PROFESSIONAL STAFF

Proposed Position :

Photograph



Name of Firm:.....

Name of Staff :.....

Profession :

Date of Birth :

Years with Firm/Entity:Nationality:Membership of

Professional Societies :

Detailed Task Assigned : Please attach printout of CV along with all the relevant details uploaded on infracon portal.

Certification by the Candidate

I, the undersigned,(Name and Address) undertake that the CV on Infracon correctly describes myself, my qualifications and my experience and Employer would be at liberty to debar me if any information given in the CV, in particular the Summary of Qualification & Experience vis-à-vis the requirements as per TOR is found incorrect. I further undertake that I have neither been debarred by NHIDCL or any other central/stage government organization nor left any assignment with the consultants engaged by Employer / contracting firm (firm to be supervised now) for any continuing work of Employer without completing my assignment. I will be available for the entire duration of the current project (named...). If I leave this assignment in the middle of the work, Employer would be at liberty to debar me from taking any assignment in any of the Employer works for an appropriate period of time to be decided by the Employer. I have no objection if my services are extended by the Employer for this work in future.

I further undertake that my CV is being proposed for this project by ----- (the applicant firm) and I have not given consent to any other consultant(s) to propose my CV for any position for this project.

I further undertake that if due to my inability to work on this project due to unavoidable circumstances, due to which consultant's firm is forced to seek replacement. In such unavoidable circumstances, I shall not undertake any employment in Employer projects during the period of assignment of this project and Employer shall consider my CV invalid till such time.

I undertake that I have no objection in uploading/hosting of my credentials by Employer in public domain.

For Key Personnel having intermittent inputs, add the following:

I further certify that I am associated with the following assignments as on date (as on 7 days prior to due date for submission of proposal) including those for which LOA has been received by the firm and the inputs in these assignments shall not effect the work of the current assignment.

Name of Assignment	Client	Date of LOA	Likely start (Month / Year)	Likely end (Month / Year)	Total input of the person (man-months)

.....

Date

(Signature of Key Personnel)

(Day/Month/Year)

The Authority's Engineer should carryout self-evaluation based on the evaluation criteria at Appendix-EC and furnish the same here. While submitting the self-evaluation along with bid, Authority's Engineer shall make references to the documents which have been relied upon in his self-evaluation.

Certification by the firm

The undersigned on behalf of----- (name of consulting firm) certify that Shri----- (name of proposed personnel) to the best of our knowledge has neither been debarred by NHIDCL or any other Central/State Government organization nor left his assignment with any other consulting firm engaged by the Employer /Contracting firm(firm to be supervised now) for the ongoing projects. We understand that if the information about leaving the past assignment is known to the Employer, Employer would be at liberty to remove the personnel from the present assignment and debar him for an appropriate period to be decided by the Employer.

..... Date (Day/Month/Year)

[Signature of authorized representative of the Firm]

APPENDIX B-7: TIME SCHEDULE FOR PROFESSIONAL PERSONNEL

A. Activity Schedule

Sl. No.	Name	Position	Month wise Program(in form of Bar Chart) [1st, 2nd, etc. are months from the start of assignment]												Number of Months
			1st	2nd	3rd	4th	5th	6th	7th	8th	9th	10th	11th	12th and subsequent year	
1															Subtotal(1)
2															Subtotal(2)
3															Subtotal(3)
4															Subtotal(4)
-															-
-															-

APPENDIX B-8: ACTIVITY (WORKS) SCHEDULE

B. Activity Schedule

Sr. No.	Item of Activity (Works)	Month wise Program(information of Bar Chart) [1st,2nd, etc. are months from the start of											
		1st	2nd	3rd	4th	5th	6th	7th	8th	9th	10th	11th	12th
1													
2													
3													
4													
-													
-													

C. Completion and Submission of Reports

Sr. No	Reports:	Programme: (Date)
1	Monthly reports (Design and Construction)	
2	Quarterly Reports	
3	Various others reports as provided in the Concession Agreement such as Completion Report	

APPENDIX B-9: AFFIDAVIT FOR CORRECTNESS OF CV OF KEY PERSONNEL AND EXPERIENCE CLAIMED BY THE FIRMS

(To be submitted on non-judicial Stamp Paper)

I, the undersigned, on behalf of _____ (name of the Authority's Engineer submitting the proposal), do hereby certify that the details furnished in this proposal including CV of key personnel and experience claimed by the firm/firms are true and correct to the best of my knowledge and belief.

**Managing Director/Head of the Firm/
Authorised Representative of the firm***

Address

***Lead Member in case of JV**

APPENDIX B-10: INTEGRITY PACT

(To be executed on plain paper and submitted along with Technical Bid/Tender documents for tenders having a value between Rs.5 Cr and 100 Cr. To be signed by the bidder and same signatory competent/ authorized to sign the relevant contract on behalf of the NHIDCL)

Tender No.

This integrity Pact is made aton this..... day of.....2020.

Between

NHIDCL, hereinafter referred to as "**The Principal**", which expression shall unless repugnant to the meaning or contract thereof include its successors and permitted assigns.

And

..... hereinafter referred to as "**The Bidder/Contractor /Contractor/Consultant**" and which expression shall unless repugnant to be meaning or context thereof include its successors and permitted assigns.

Preamble

Whereas, the Principal intends to award, under laid down organizational procedures, contract/s **Consultancy services as Authority's Engineer for Supervision of "Construction of (i) Connecting road from Z-Morh Tunnel to Zojila Tunnel and (ii) 14.150 km long bi-directional tunnel across Zojila Pass on Sonamarg-Kargil section of NH-01 on EPC mode in the Union Territories of Jammu & Kashmir and Ladakh"**. The Principal values full compliance with all relevant laws of the land, rules of land, regulations, economic use of resources and of fairness/ transparency in its relations with its Bidder(s) and/ or Contractor(s)/Contractor(s)/ Consultant(s).

And whereas to meet the purpose aforesaid, both the parties have agreed to enter into this Integrity Pact (hereafter referred to as Integrity Pact) the terms and conditions of which shall also be read as integral part and parcel of the Tender documents and contract between the parties. Now, therefore, in consideration of mutual covenants stipulated in this pact, the parties hereby agree as follows and this pact witnesses as under:-

Article-1 Commitments of the Principal

1. The Principal commits itself to take all measures necessary to prevent corruption and to observe the following principles:-
 - a. No employee of the Principal, personally or through family members, will in connection with the tender for, or the execution of a contract, demand, take a promise for or accept, for self, or third person, any material of immaterial benefit

which the person is not legally entitled to.

- b. The Principal will, during the tender process treat all Bidder(s) with equity and reason. The Principal will in particular, before and during the tender process, provide to all Bidder(s) the same information and will not provide to any Bidder(s) confidential/ additional information through which the Bidder(s) could obtain an advantage in relation to the tender process or the contract execution.
 - c. The Principal will exclude all known prejudiced persons from the process, whose conduct in the past has been of biased nature.
2. If the Principal obtains information on the conduct of any of its employees which is a criminal offence under the IPC/PC Act or any other Statutory Acts or if there be a substantive suspicion in this regard, the Principal will inform the Chief Vigilance Officer and in addition can initiate disciplinary actions as per its internal laid down Rules/Regulations.

Article - 2 Commitments of the Bidder(s)/ Contractor(s)/ Contractor(s)/ Consultant(s).

The Bidder(s)/ Contractor(s)/ Contractor(s)/ Consultant(s) commit himself to take all measures necessary to prevent corruption. He commits himself to observe the following principles during his participation in the tender process and during the contract execution.

- (a) The Bidder(s)/ Contractor(s)/ Contractor(s)/ Consultant(s) will not, directly or through any other person or firm, offer, promise or give to any of the Principal's employees involved in the tender process or the execution of the contract or to any third person any material or other benefit which he/she is not legally entitled to, in order to obtain in exchange any advantage of any kind whatsoever during the tender process or during the execution of the contract.
- (b) The Bidder(s)/ Contractor(s)/ Contractor(s)/ Consultant(s) will not enter with other Bidders into any undisclosed agreement or understanding, whether formal or informal. This applies in particular to prices, specifications, certifications, subsidiary contracts, submission or non-submission or bids or any other actions to restrict competitiveness or to introduce cartelization in the bidding process.
- (c) The Bidder(s)/ Contractor(s)/ Contractor(s)/ Consultant(s) will not commit any offence under the relevant IPC/PC Act and other Statutory Acts; further the Bidder(s)/ Contractor(s)/ Contractor(s)/ Consultant(s) will not use improperly, for purposes of completion or personal gain, or pass on to others, any information or document provided by the Principal as part of the business relationship, regarding plans, technical proposals and business details, including information contained or transmitted electronically.
- (d) The Bidder(s)/ Contractor(s)/ Contractor(s)/ Consultant(s) of foreign- origin shall disclose the name and address of the Agents/ Representatives in India, if any. Similarly the Bidder(s)/ Contractor(s)/ Contractor(s)/ Consultant(s) of

Indian Nationality shall furnish the name and address of the foreign principle, if any.

- (e) The Bidder(s)/ Contractor(s)/ Contractor(s)/ Consultant(s) will, when presenting his bid, disclose any and all payments he has made, is committed to or intends to make to agents, brokers or any other intermediaries in connection with the award of the contract. He shall also disclose the details of services agreed upon for such payments.
- (f) The Bidder(s)/ Contractor(s)/ Contractor(s)/ Consultant(s) will not instigate third persons to commit offences outlined above or be an accessory to such offences.
- (g) The Bidder(s)/ Contractor(s)/ Contractor(s)/ Consultant(s) will not bring any outside influence through any Govt. bodies/quarters directly or indirectly on the bidding process in furtherance of his bid.

Article -3 Disqualification from tender process and exclusion from future contracts.

1. If the Bidder(s)/ Contractor(s)/ Contractor(s)/ Consultant(s), before award or during execution has committed a transgression through a violation of any provision of Article-2, above or in any other form such as to put his reliability or credibility in question, the Principal is entitled to disqualify the Bidder(s)/ Contractor(s)/ Contractor(s)/ Consultant(s) from the tender process.
2. If the Bidder/ Contractor/ Contractor/ Authority's Engineer has committed a transgression through a violation of Article-2 such as to put his reliability or credibility into question, the Principal shall be entitled to exclude including blacklist and put on hold the Bidder/ Contractor/ Contractor/ Authority's Engineer for any future tenders/ contract award process. The imposition and duration of the exclusion will be determined by the severity of the transgression. The severity will be determined by the Principal taking into consideration the full facts and circumstances of each case particularly taking into account the number of transgressions, the position of the transgressors within the company hierarchy of the Bidder/ Contractor/ Contractor/ Authority's Engineer and the amount of the damage. The exclusion will be imposed for a minimum of 1 year.
3. A transgression is considered to have occurred if the Principal after due consideration of the available evidence concludes that "On the basis of facts available there are no material doubts".
4. The Bidder/ Contractor/ Contractor/ Authority's Engineer with its free consent and without any influence agrees and undertakes to respect and uphold the Principal's absolute rights to resort to and impose such exclusion and further accepts and undertakes not to challenge or question such exclusion on any ground, including the lack of any hearing before the decision to resort to such exclusion is taken. This

undertaking is given freely and after obtaining independent legal advice.

5. The decision of the Principal to the effect that a breach of the provisions of this Integrity Pact has been committed by the Bidder/ Contractor/ Contractor/ Authority's Engineer shall be final and binding on the Bidder/ Contractor/ Contractor/ Consultant.
6. On occurrence of any sanctions/ disqualification etc arising out from violation of integrity pact, the Bidder/ Contractor/ Contractor/ Authority's Engineer shall not be entitled for any compensation on this account.
7. Subject to full satisfaction of the Principal, the exclusion of the Bidder/ Contractor/ Contractor/ Authority's Engineer could be revoked by the Principal if the Bidder/ Contractor/ Contractor/ Authority's Engineer can prove that he has restored/ recouped the damage caused by him and has installed a suitable corruption prevention system in his organization.

Article - 4 Compensation for Damages.

1. If the Principal has disqualified the Bidder(s) from the tender process prior to the award according to Article-3, the Principal shall be entitled to forfeit the Earnest Money Deposit/ Bid Security or demand and recover the damages equivalent to Earnest Money Deposit/ Bid Security (equivalent to 1% of Contract Price) apart from any other legal right that may have accrued to the Principal.
2. In addition to 1 above, the Principal shall be entitled to take recourse to the relevant provisions of the contract related to Termination of Contract due to Contractor/ Contractor/Consultant's Default. In such case, the Principal shall be entitled to forfeit the Performance Bank Guarantee of the Contractor/ Contractor/ Authority's Engineer and/ or demand and recover liquidated and all damages as per the provisions of the contract/concession agreement against Termination.

Article - 5 Previous Transgression

1. The Bidder declares that no previous transgressions occurred in the last 3 years immediately before signing of this Integrity Pact with any other Company in any country conforming to the anti corruption/ Transparency International (TI) approach or with any other Public Sector Enterprise/ Undertaking in India or any Government Department in India that could justify his exclusion from the tender process.
2. If the Bidder makes incorrect statement on this subject, he can be disqualified from the tender process or action for his exclusion can be taken as mentioned under Article-3 above for transgressions of Article-2 and shall be liable for compensation for damages as per Article-4 above.

Article-6 Equal treatments of all Bidders/ Contractors/ Contractors/ Consultants/ Subcontractors.

1. The Bidder(s)/ Contractor(s)/ Contractor(s)/ Consultant(s) undertake(s) to demand

from all sub-contractors a commitment in conformity with this Integrity Pact, and to submit it to the Principal before contract signing.

2. The Principal will enter into agreements with identical conditions as this one with all Bidders/ Contractors/ Contractors/ Consultants and Subcontractors.
3. The Principal will disqualify from the tender process all Bidders who do not sign this Pact or violate its provisions.

Article - 7 Criminal charges against violating Bidder(s)/ Contractor(s)/ Contractor(s)/ Consultant(s)/ Sub-contractor(s).

If the Principal obtains knowledge of conduct of a Bidder/ Contractor/ Contractor/ Authority's Engineer or Subcontractor, or of an employee or a representative or an associate of a Bidder/ Contractor/ Contractor/ Authority's Engineer or Subcontractor, which constitutes corruption, or if the Principal has substantive suspicion in this regard, the Principal will inform the same to the Chief Vigilance Officer.

Article - 8 Pact Duration

This Pact begins when both parties have legally signed it. (In case of EPC i.e. for projects funded by Principal and consultancy services). It expires for the Contractor/ Authority's Engineer 12 months after his Defect Liability period is over or 12 months after his last payment under the contract whichever is later and for all other unsuccessful Bidders 6 months after this Contract has been awarded. (In case of BOT Projects) It expires for the Contractor 24 months after his concession period is over and for all other unsuccessful Bidders 6 months after this Contract has been awarded.

If any claim is made/ lodged during this time, the same shall be binding and continue to be valid despite the lapse of this pact as specified above, unless it is discharged/ determined by NHIDCL.

Article – 10 Other Provisions.

1. This pact is subject to Indian Law. Place of performance and jurisdiction is the Registered Office of the Principal, i.e.
2. Changes and supplements as well as termination notices need to be made in writing.
3. If the Bidder/Contractor/Contractor/Authority's Engineer is a partnership or a consortium, this pact must be signed by all partners or consortium members.
4. Should one or several provisions of this agreement turn out to be invalid, the remainder of this agreement remains valid. In this case, the parties will strive to come to an agreement to their original intentions.
5. Any disputes/ differences arising between the parties with regard to term of this

pact, any action taken by the Principal in accordance with this Pact or interpretation thereof shall not be subject to any Arbitration.

6. The actions stipulated in this Integrity Pact are without prejudice to any other legal action that may follow in accordance with the provisions of the extant law in force relating to any civil or criminal proceedings.

In witness whereof the parties have signed and executed this Pact at the place and date first done mentioned in the presence of following witness:-

(For & On behalf of the Principal)

(For & On behalf of the Bidder/
Contractor/ Contractor/ Authority's
Engineer)

(Office Seal)

Place _____

Date _____

Witness 1 :

(Name & Address): _____

Witness 2 :

(Name & Address): _____

Appendix B-11: Details of Ongoing and Awarded works in NHIDCL

Details of Ongoing & Awarded (for which LOA has been issued) works in NHIDCL (Ref Clause 1.7 (e) of Section-2 of RFP)

Sl. No.	Name of the work	Contract Price (Rs. Cr.)	Appointed Date	Original Scheduled completion date	Progress as on Date	Likely date of Completion	Remarks, if any
1.							
2.							
3.							

I/We certify that all the information furnished above is true in all respects.

Name of the Bidder:

Signature of
the

Authorised

Signatory:

Name of the

Authorised

Signatory:

Date:

Place:

SECTION 5:

FORMAT FOR SUBMISSION OF FINANCIAL PROPOSAL.

Appendix C-1 Financial proposal submission form

Appendix C-2 Summary of costs

Appendix C-3 Breakdown of costs

Appendix C-4 Format of BOQ

APPENDIX C-1

FINANCIAL PROPOSAL SUBMISSION FORM

FROM : (Name of Firm)

TO :

Address of Employer

Subject : Consultancy services as Authority's Engineer for Supervision of "Construction of (i) Connecting road from Z-Morh Tunnel to Zojila Tunnel and (ii) 14.150 km long bi-directional tunnel across Zojila Pass on Sonamarg-Kargil section of NH-01 on EPC mode in the Union Territories of Jammu & Kashmir and Ladakh".

We, the undersigned, offer to provide the consulting services for the above in accordance with your Request for Proposal dated [Date], and our proposal. Our financial proposal has been submitted online and this amount is exclusive of GST.

Our financial proposal shall be binding upon us upto the expiration of the validity period of the proposal, i.e. [Date].

We undertake that, in competing for (and, if the award is made to us, in executing) the above contract, we will strictly observe the laws against fraud and corruption in force in India namely "Prevention of Corruption Act 1988".

Commission and gratuities, if any, paid or to be paid by us to agents relating to this proposal and contract execution, if we are awarded the contract, are listed below:

Name and Address of Agents	Amount and Currency	Purpose of Commission or Gratuity
.....

We understand you are not bound to accept any proposal you receive.

We remain, Yours sincerely,

Managing Director/Head of the firm/Authorised Representative of the firm*

Name of the firm

Address

*Lead Member in case of JV

APPENDIX C-2

SUMMARY OF COSTS (Excluding GST)

No.	Description	Amount (Rs.)
I	Remuneration for Professional Staff	
II	Support Staff	
III	Transportation	
IV	Duty Travel to Site	
V	Office Rent	
VI	Office Supplies, Utilities and Communication	
VII	Office Furniture and Equipment	
VIII	Reports and Document Printing	
IX	Road Survey Equipment	
	Total Costs (Excluding GST)	

Note: Payments will be made as per stipulations of the Conditions of Contract.

APPENDIX C-3**BREAK DOWN OF COSTS****I. REMUNERATION FOR PROFESSIONAL STAFF****Project Highway (Zojila Tunnel + Connecting Road)**

No.	Position	Name	Construction Period 72 months + DLP 60 months			
			Rate	No. of man- months*		Amount
				Construction period	Maintenance period	
A	Project Support Office (PSO)		25 lakh	72	12	
B	Professional Staff					
1	Team Leader Cum Senior Tunnel Expert			72	12	
2	Resident Engineer cum Excavation Expert			72	36	
3	Resident cum Highway Engineer			30	12	
4	Tunnel Design Engineer			42	06	
5	Tunnel Safety Expert			72	06	
6	Senior Geotechnical Expert			48	06	
7	Senior Geologist			60	06	
8	Senior Quality cum Material Expert			36	12	
9	Sr. Contract Specialist			54	12	
	Sub total			486	108	
C	Sub-Professional					
1	Tunnel ventilation Cum E&M Expert	TBN		36	6	
2	Bridge/Structural Engineer	TBN		30	6	
3	Instrumentation & Control Expert (SCADA)	TBN		12	6	
4	Tunnel Engineer (4 Nos *60)	TBN		240	24	
5	Tunnel Excavation Expert (2 Nos *60)	TBN		120	12	
6	Tunnel Lining (2 nos *60)	TBN		120	06	
7	Geologist (2 Nos *60)	TBN		120	00	
8	Quantity Surveyor (2 Nos *50)	TBN		100	12	
9	Assistant Highway Engineer	TBN		30	12	

10	Assistant Bridge/Structural Engineer	TBN		24	12	
11	Assistant Quality cum material Engineer (2 Nos *50)	TBN		100	12	
12	Safety Engineer	TBN		120	12	
13	Environmental Engineer	TBN		18	04	
14	Survey Engineer (01 No. *30+ 01 No. *60)	TBN		90	12	
15	CAD Expert (02 Nos. *60)	TBN		120	06	
16	Lab Technician (02 Nos. *60)	TBN		120	06	
	Sub total			1400	148	

*Man months against each Key personnel/Sub professional be same as specified in Enclosure A of TOR.

**TBN = To Be Named

II. Support Staff

No.	Position	Name	Staff Months (Construction+ Maintenance)	Billing Rate (Rs)	Amount (Rs)
1	Office Manager (1 No.)	TBN	72*1=72 months + 48 months		
2	Accountant cum cashier (1 No.)	TBN	72*1=72 months + 12 months		
3	Steno cum Computer Operator (2 No.)	TBN	72*2=144 months + 48 months		
4	Office Boy (2 Nos)	TBN	72*2=144 months + 48 months		
5	Guard (3 Nos)	TBN	72*3=216 months + 48*3= 144 months		
				Total:	

Note : Billing rates as indicated above shall be increased in accordance of clause 6.2(a) Special Conditions of Contract for the personnel of all categories namely (i) key Personnel; (ii) sub- Professional personnel and (iii) Support staff. The increase as above shall be payable only on the remuneration part of Key Personnel, Sub-Professional Personnel and support staff. However, for evaluation of Bid proposals, the quoted initial rate shall be multiplied by the total time input for each position on this contract, i.e. without considering the increase in the billing rates.

III. Transportation (Fixed rate on rental basis):

The vehicles provided by the Consultants shall include the cost for rental, drivers, operation, maintenance, repairs, insurance, etc. for all complete approx.3000km/month run.

Sr. No	Description of Vehicles	Qty. (No. of vehicle-month)		Total	Rate/ Vehicle- Month	Amount
		During Construction Period	During Development and O&M Period			
1	Innova or equivalent not more than 2 years old)	1 x 72	1 x 12			
2	Scorpio or equivalent 4 x 4 vehicles (not more than 2 years old)	4 x 72	1 x 60			
3	Bolero or equivalent 4 x 4 vehicles (not more than 2 years old)	4 x 72	1 x 60			
	Total					

IV. Duty Travel to Site (Fixed Costs) (For all Lengths of projects) : Professional and Sub-Professional Staff

The employer may require the Key Personnel to visit the Employer's HQ office or any other office as per direction. The quoted amount should include travel fare for 80 round trip per key personnel to Employer's Head Office for 2 working days (including Air fare, Food, Boarding & Lodging charges, TA/DA, Taxi, etc. Complete).

V. Office Rent (Fixed Costs) :

Authority Engineer's / Authority's Office of 300 sqm (for main office and office at each work sites i.e. at portals and shaft locations) and **50 sqm office during maintenance period** with all facility shall be provided by the EPC contractor.

VI. Office Supplies, Utilities and Communication (Fixed Costs)

No	Item	Months	Monthly Rate	Amount in Rs.
1	Office Supplies, Drafting Supplies, Computer Running Costs, Domestic and International Communication including Internet connection			
	(i) During construction period	72		
	(ii) During O&M Period	60		

VII. Office Furniture and Equipment (Fixed Rental)

The cost shall include rental charges towards all such furniture and equipment as required for proper functioning of office. Office furniture shall include executive tables, chairs, visitor chairs, steel almirahs, computer furniture, conference table etc. Office equipment shall include as a minimum of telephone (2 external & 10 internal lines), photocopier (15ppm, 12000 copies per month with A3 & A4 input), fax machine, PCs(5 No., Intel Core 2 Duo E8300, 19" colour TFT, Cache-6MB, RAM-2 GB, HDD-250 GB, DVD Writer, Key board, optical scroll mouse, MS- Windows Vista Business, pre-loaded anti-virus etc.), laser printers (2 no., 14 ppm, 266 MHZ, 5000 pages per month, 600x600 dpi or better etc., Engineering Plan printer (1 no.), binding machine (1 no.), plotter A0 size, overhead projector, AC (4 no., 1.5 Ton), Water Coolers (as required)etc.

Item	Nos. of Months	Rate/month	Amount
(i) During construction period	72		
(ii) During O&M Period	60		

VIII. Reports and Document Printing

No.	Description	No. of Reports	No. of Copies per Report	Total Nos. of copies	Rate per Copy ()	Amount
1	Monthly reports (Construction and Maintenance)	72+60=132	6	792		
2	Half yearly Reports	12+10=23	6	138		
3	Various others reports as provided in the Contract Agreement such as Completion Report	5	6	30		
				Total		

IX. Road Survey Equipment

The cost shall include carrying out survey using equipment, manpower, software and report processing.

Item	Kms	Rate per km (INR)	No of times survey to be conducted	Amount (INR)
Surface defects detection and roughness measurement using Network Survey Vehicle	18.470		8	
Pavement strength measurement using FWD	18.470		4	
Bridge inspection using Mobile Bridge Inspection Unit	18.470		8	
Road signs inspection using Retro Reflectometer	18.470		8	
			Total	

X. Project Support Office (PSO)

NHIDCL will be establishing a Project Support Office (PSO) to coordinate and provide support services to the NHIDCL on all ongoing activities of the Project. The output of the PSO shall be supportive and suggestive in nature. The Consultant shall perform overall review, monitoring and supervision of deliverables submitted by contractors/consultants appointed for the execution of the project. PSO shall be responsible for ensuring, fulfilling all the requirements of the project with adequate pace & quality of the same. A lumpsum provision of Rs. 25 lakh per month shall be included in the financial proposal which shall be operated as per the direction of NHIDCL.

APPENDIX C-4: Format of BOQ

(PLEASE NOTE that this BOQ format is **not to be filled here**, but is to be filled in the EXCEL Sheet named 'BOQ' available on CPP Portal. After completing all the details therein **it must be uploaded ONLY on the CPP Portal** as Financial Proposal)

Validate	Print	Help					
Tender Inviting Authority: MD, NHIDCL							
Name of the Project: Consultancy services as Authority's Engineer for Supervision of Construction of (i) Connecting road from Z-Morh Tunnel to Zojila Tunnel and (ii) 14.150 km long bi-directional tunnel across Zojila Pass on Sonamarg-Kargil section of NH-01 on EPC mode in the Union Territories of Jammu & Kashmir and Ladakh							
Contract No: NHIDCL/J&K/NH1/Zojila/AE/2020							
Name of the Bidder/ Bidding Firm / Company :							
PRICE SCHEDULE							
(This BOQ template must not be modified/replaced by the bidder and the same should be uploaded after filling the relevant columns, else the bidder is liable to be rejected for this tender. Bidders are allowed to enter the Bidder Name and Values only)							
NUMBER #	TEXT #	NUMBER #	TEXT #	TEXT #	NUMBER #	NUMBER #	TEXT #
Sl. No.	Item Description	Quantity	Units	Quoted Currency in INR / Other Currency	BASIC RATE (excluding GST) In Figures To be entered by the Bidder in Rs.	TOTAL AMOUNT (excluding GST) In Figures Rs.	TOTAL AMOUNT (excluding GST) In Words Rs.
1	2	4	5	12	13	53	55
1	Remuneration for Professional Staff						
1.01	A. KEY PROFESSIONALS						
1.02	Team Leader Cum SeniorTunnel Expert (1 No)	84.000	Month	INR		0.00	INR Zero Only
1.03	Resident Engineer cum Tunnel Excavation Expert (1 No)	108.000	Month	INR		0.00	INR Zero Only
1.04	Resident cum Highway Engineer (1 No)	42.000	Month	INR		0.00	INR Zero Only
1.05	Tunnel Design Engineer (1 No)	48.000	Month	INR		0.00	INR Zero Only
1.06	Tunnel Safety Expert (1 No)	78.000	Month	INR		0.00	INR Zero Only

1.07	Senior Geotechnical Expert (1 No)	54.000	Month	INR		0.00	INR Zero Only
1.08	Senior Geologist (1 No)	66.000	Month	INR		0.00	INR Zero Only
1.09	Senior Quality cum Material Expert (1 No)	48.000	Month	INR		0.00	INR Zero Only
1.10	Senior Contract specialist (1 No)	66.000	Month	INR		0.00	INR Zero Only
2	B. SUB PROFESSIONALS						
2.01	Tunnel ventilation Cum E&M Expert	42.000	Month	INR		0.00	INR Zero Only
2.02	Bridge/Structural Engineer	36.000	Month	INR		0.00	INR Zero Only
2.03	Instrumentation & Control Expert (SCADA)	18.000	Month	INR		0.00	INR Zero Only
2.04	Tunnel Engineer (4 Nos *60)	264.000	Month	INR		0.00	INR Zero Only
2.05	Tunnel Excavation Expert (2 Nos *60)	132.000	Month	INR		0.00	INR Zero Only
2.06	Tunnel Lining (2 nos *60)	126.000	Month	INR		0.00	INR Zero Only
2.07	Geologist (2 Nos *60)	120.000	Month	INR		0.00	INR Zero Only
2.08	Quantity Surveyor (2 Nos *50)	112.000	Month	INR		0.00	INR Zero Only
2.09	Assistant Highway Engineer	42.000	Month	INR		0.00	INR Zero Only
2.10	Assistant Bridge/Structural Engineer	36.000	Month	INR		0.00	INR Zero Only
2.11	Assistant Quality cum material	112.000	Month	INR		0.00	INR Zero Only
2.12	Engineer (2 Nos *50)	132.000	Month	INR		0.00	INR Zero Only
2.13	Safety Engineer	22.000	Month	INR		0.00	INR Zero Only
2.14	Environmental Engineer	102.000	Month	INR		0.00	INR Zero Only
2.15	CAD Expert (02 Nos. *60)	126.000	Month	INR		0.00	INR Zero Only
2.16	Lab Technician (02 Nos. *60)	126.000	Month	INR		0.00	INR Zero Only
3	Support Staff (inclusive of per diem allowance)						
3.1	Office Manager (1 No)	120.000	Month	INR		0.00	INR Zero Only
3.2	Accountant Cum Cashier (1 No)	84.000	Month	INR		0.00	INR Zero Only
3.3	Steno cum Computer operator (2 No)	192.000	Month	INR		0.00	INR Zero Only
3.4	Office Boy (2 No)	192.000	Month	INR		0.00	INR Zero Only
3.5	Guard (3No)	360.000	Month	INR		0.00	INR Zero Only
4	Transportation : The vehicles provided by the Consultants shall include the cost for rental, drivers, operation, maintenance, repairs, insurance, etc. for all complete approx. 3000km/month run						
4.1	Innova or equivalent (not more than 2 years old) (1 nos during Construction Period and 1 nos during Maintenance Period.)	84.000	Months	INR		0.00	INR Zero Only

4.2	Scorpio or equivalent 4x4 vehicle(not more than 2 years old) (4 nos during Construction Period and 1 nos during Maintenance Period.)	348.000	Months	INR		0.00	INR Zero Only
4.3	Bolero or equivalent 4x4 vehicle(not more than 2 years old) (4 nos during Construction Period and 1 nos during Maintenance Period.)	348.000	Months	INR		0.00	INR Zero Only
5	Duty Travel to Site (Fixed Costs) (For all Lengths of projects) : Professional and Sub-Professional Staff. The employer may require the Key Personnel to visit the Employer's HQ office or any other office as per direction. The quoted amount should include travel fare for 80 round trip per key personnel to Employer's Head Office for 2 working days (including Air fare, Food, Boarding & Lodging charges, TA/DA, Taxi, etc. Complete).						
5.1	All Trips	1.000	LS	INR		0.00	INR Zero Only
6	Office Rent (Fixed Costs): Authority Engineer's / Authority's Office of 300 sqm (for main office and office at each work sites i.e. at portals and shaft locations) and 50 sqm office during maintenance period with all facility shall be provided by the EPC contractor.						
6.1	During Construction Period	72.000	Months	INR		0.00	INR Zero Only
6.2	During Maintenance Period	60.000	Months	INR		0.00	INR Zero Only
7	Office Supplies, Utilities and Communication (Fixed Costs): Office Supplies, Drafting Supplies, Computer Running Costs, Domestic and International Communication including Internet connection						
7.1	During Construction Period	72.000	Months	INR		0.00	INR Zero Only
7.2	During Maintenance Period	60.000	Months	INR		0.00	INR Zero Only
8	Office Furniture and Equipment (Rental) : The cost shall include rental charges towards all such furniture and equipment as required for proper functioning of office. Office furniture shall include executive tables, chairs, visitor chairs, steel almirahs, computer furniture, conference table etc. Office equipment shall include as a minimum of telephone (2 external & 10 internal lines), photocopier (15ppm, 12000 copies per month with A3 & A4 input), fax machine, PCs(5 No., Intel Core 2 Duo E8300, 19"colour TFT, Cache-6MB, RAM-2 GB, HDD-250 GB, DVD Writer, Key board, optical scroll mouse, MS- Windows Vista Business, pre-loaded anti-virus etc.), laser printers (2 no., 14 ppm, 266 MHZ, 5000 pages per month, 600x600 dpi or better etc., Engineering Plan printer (1 no.), binding machine (1 no.), plotter A0 size, overhead projector, AC (4 no., 1.5 Ton), Water Coolers (as required)etc.						

8.1	During Construction Period	72.000	Months	INR		0.00	INR Zero Only
8.2	During Maintenance Period	60.000	Months	INR		0.00	INR Zero Only
9	Reports and Document (Fixed costs)						
9.1	Monthly Report	792.000	Nos	INR		0.00	INR Zero Only
9.2	Half yearly Reports	138.000	Nos	INR		0.00	INR Zero Only
9.3	Various other reports as provided in the Concession Agreement such as Completion Report	30.000	Nos	INR		0.00	INR Zero Only
10	Cost towards Road Survey Equipment (Network Survey Vehicle/Falling Weight Deflectometer/Mobile Bridge Inspection Unit/Retro Reflectometer) including all required manpower, software & report processing etc.						
10.1	Surface defects detection and roughness measurement using Network Survey Vehicle (18.47 kms x 8 times)	148.000	Km	INR		0.00	INR Zero Only
10.2	Pavement strength measurement using FWD (18.47 kms x 4 times)	74.000	Km	INR		0.00	INR Zero Only
10.3	Bridge inspection using Mobile Bridge Inspection Unit (18.47kms x 8 times)	148.000	km	INR		0.00	INR Zero Only
10.4	Road signs inspection using Retro Reflectometer (18.47 kms x 8 times)	148.000	km	INR		0.00	INR Zero Only
11	Project Support Office (PSO)						
11.1	NHIDCL will be establishing a Project Support Office (PSO) to coordinate and provide support services to the NHIDCL on all ongoing activities of the Project. The output of the PSO shall be supportive and suggestive in nature. The Consultant shall perform overall review, monitoring and supervision of deliverables submitted by contractors/consultants appointed for the execution of the project. PSO shall be responsible for ensuring, fulfilling all the requirements of the project with adequate pace & quality of the same.	84.000	Months	INR	2500000.00	210000000.00	INR Twenty One Crore Only
Total in Figures	Grand Total					210000000.00	INR Twenty One Crore Only
Quoted Rate in Words					INR Twenty One Crore Only		

SECTION - 6

TERMS OF REFERENCE FOR AUTHORITY'S ENGINEER

[Note: The term "Agreement" and clauses thereof refer to the EPC Agreement dated---- -- entered between Authority and -----(the Contractor) for the work Consultancy services as Authority's Engineer for Supervision of "Construction of (i) Connecting road from Z-Morh Tunnel to Zojila Tunnel and (ii) 14.150 km long bi-directional tunnel across Zojila Pass on Sonamarg-Kargil section of NH-01 on EPC mode in the Union Territories of Jammu & Kashmir and Ladakh".]

1. Scope

1.1 These Terms of Reference (the "TOR") for the Authority's Engineer are being specified pursuant to the EPC Agreement dated (the "Agreement"), which has been entered into between the Authority and (the "Contractor") for **Consultancy services as Authority's Engineer for Supervision of "Construction of (i) Connecting road from Z-Morh Tunnel to Zojila Tunnel and (ii) 14.150 km long bi-directional tunnel across Zojila Pass on Sonamarg-Kargil section of NH-01 on EPC mode in the Union Territories of Jammu & Kashmir and Ladakh"**, and a copy of which is annexed hereto and marked as Annex-A to form part of this TOR.

1.2 The TOR shall apply to construction and operation & maintenance of the Project Highway (Zojila Tunnel + Connecting road).

2 Definitions and interpretation

2.1 The words and expressions beginning with or in capital letters and not defined herein but defined in the Agreement shall have, unless repugnant to the context, the meaning respectively assigned to them in the Agreement.

2.2 References to Articles, Clauses and Schedules in this TOR shall, except where the context otherwise requires, be deemed to be reference to the Articles, Clauses and Schedules of the Agreement, and references to Paragraphs shall be deemed to be references to Paragraphs of this TOR.

2.3 The rules of interpretation stated in Clauses 1.2, 1.3 and 1.4 of the Agreement shall apply, *mutatis mutandis*, to this TOR.

3 General

3.1 The Authority's Engineer shall discharge its duties in a fair, impartial and efficient manner, consistent with the highest standards of professional integrity and Good Industry Practice.

- 3.2 The Authority's Engineer shall perform the duties and exercise the authority in accordance with the provisions of this Agreement, but subject to obtaining prior written approval of the Authority before determining.
- (a) any Time Extension.
 - (b) Any additional cost to be paid by the Authority to the Contractor;
 - (c) The Termination Payment; or
 - (d) Any other matter which is not specified in (a), (b) or (c) above and which creates an obligation or liability on either Party for a sum exceeding Rs. 5,000,000 (Rs. Fifty Lakh.)
- 3.3 The Authority's Engineer shall submit regular periodic reports, at least once every month, to the Authority in respect of its duties and functions under this Agreement. Such reports shall be submitted by the Authority's Engineer within 10 (ten) days of the beginning of every month.
- 3.4 The Authority's Engineer shall inform the Contractor of any delegation of its duties and responsibilities to its suitably qualified and experienced personnel; provided, however, that it shall not delegate the authority to refer any matter for the Authority's prior approval in accordance with the provisions of Clause 18.2 Model EPC Agreement.
- 3.5 The Authority's Engineer shall aid and advise the Authority on any proposal for Change of Scope under Article 13.
- 3.6 In the event of any disagreement between the Parties regarding the meaning, scope and nature of Good Industry Practice, as set forth in any provision of the Agreement, the Authority's Engineer shall specify such meaning, scope and nature by issuing a reasoned written statement relying on good industry practice and authentic literature.

4 Role and responsibility of Officers of the Authority

The officer in-charge of the Authority (e.g. ED/Director in the case of NHIDCL) is responsible for the overall supervision and monitoring of the execution of project as the representative of the owner of the project. The Authority's Engineer is appointed to assist the Authority for carrying out the functions as detailed under clause 18.2 of the EPC Agreement. As such, an officer of the Authority is vested with all such powers and responsibilities as are enjoined upon the Authority's Engineer and is fully competent to issue any instructions for proper monitoring and supervision of the project, either by himself or through the Authority's Engineer. Instructions issued by the concerned officer of the Authority shall have the same effect as that of the Authority's Engineer in terms of this Agreement. Wherever such concerned officer issues any instructions or notice to the Contractor, he shall endorse a copy thereof to the Authority's Engineer.

5 Construction Period

- 5.1 During the Construction Period, the Authority's Engineer shall review the Drawings furnished by the Contractor along with supporting data, including the geo-technical and hydrological investigations, characteristics of materials from borrow areas and quarry sites, topographical surveys, and the recommendations of the Safety expert in accordance with the provisions of Clause 10.1.6 of Model EPC Agreement. The Authority's Engineer shall complete such review and send its observations to the Authority, PSO and the Contractor within 15 (fifteen) days of receipt of such Drawings; provided, however that in case of a Major Bridge or Structure, the aforesaid period of 15 (fifteen) days may be extended upto 30 (thirty) days. In particular, such comments shall specify the conformity or otherwise of such Drawings with the Scope of the Project and Specifications and Standards.
- 5.2 The Authority's Engineer shall review any revised Drawings sent to it by the Contractor and furnish its comments within 10 (ten) days of receiving such Drawings. The review/approval of drawing should be authenticated by Authority's Engineer.
- 5.3 Quality Assurance Manual and Plan forms the basis of quality of the work. It is therefore essential that the Quality Assurance Manual and Plan prepared by the Contractor be checked and approved. Thus, the Authority's Engineer shall check contents of Quality Assurance Plan and Manual of Contractor as per requirements of Quality Management System (as per ISO 9001), IRC: SP: 47-1998 and IRC: SP: 57-2000 for road bridges and roads respectively. The Authority's Engineer shall also offer their comments for modifying/ improving the document. After receiving the corrected document, the Authority's Engineer shall review and formally approve the QAM and Quality Plan and send one copy to the Authority. The Authority's Engineer shall complete the review of the methodology proposed to be adopted by the Contractor for executing the Works, and convey its comments to the Contractor within a period of 10 (ten) days from the date of receipt of the proposed methodology from the Contractor.
- 5.4 The Authority's Engineer shall grant written approval to the Contractor, where necessary, for interruption and diversion of the flow of traffic in the existing lane(s) of the Project Highway (Zojila Tunnel+ Connecting road) for purposes of maintenance during the Construction Period in accordance with the provisions of Clause 10.4 EPC Agreement.
- 5.5 The Authority's Engineer shall review the monthly progress report furnished by the Contractor and send its comments thereon to the Authority and the contractor within 7 (seven) days of receipt of such report.
- 5.6 On a daily basis, the concerned key personnel of Authority Engineer shall inspect the Construction Works. Following activities need to be undertaken during the visits.
- Review of construction including progress, quality and safety of construction
 - Inspection of defects and deficiencies in construction works

- Witnessing quality inspection tests at labs established by Contractor on a sample basis

Review of quality of work shall be done in reference to Quality Assurance Plan (QAP)/Manual and ISO 9001:2008, IRC: SP: 47-1998 and IRC: SP: 57-2000 for road bridges and roads respectively. The Authority's Engineer also needs to capture following documents and send to NHIDCL field office via email on a daily basis

- *Scanned copy of filled RFI (Request for Inspection) form including commentary on 'Satisfactory/Unsatisfactory' nature of work completed by Contractor*
- *Daily inspection report Proforma as provided in Annexure I*
- *Readings of quality inspection tests witnessed by the Consultant*
- *Minimum 6 high resolution photographs supporting the remarks made by the Authority's Engineer in RFI form Team Leader Cum Senior Tunnel Expert will be responsible for sending daily emails to NHIDCL office/PSO.*

5.7 On a monthly basis, the Authority Engineer shall prepare a **Monthly Inspection Report** in accordance with the format prescribed in **Annexure V** setting forth an overview of the status, progress, quality and safety of construction, including the work methodology adopted, the materials used and their sources, and conformity of Construction Works with the Scope of the Project and the Specifications and Standards. In a separate section of the Inspection Report, the Authority Engineer shall describe in reasonable detail the lapses, defects or deficiencies observed by it in the construction of the Project Highway. The Authority Engineer shall send a copy of its Inspection Report to the Authority and the Contractor latest by 7th of every month. Key sections of the Monthly Progress Report are as follows.

S No.	Section	Sub-Sections
1	Executive Summary	1.1 Construction progress in current month
		1.2 Summary of strip plan
		1.3 Detailed strip plan
		1.4 Current issues and recommended actions by AE
2	Project Overview	2.1 Salient Features of the Project
		2.2 Project Milestones
		2.3 Location Map
		2.4 Key Plan
3	Critical issues and Action log	3.1 Pending issues and action log
		3.2 Obligations as per contract
4	Physical Progress	4.1 Detailed physical progress by component
5	Land Acquisition and Clearances	5.1 LA summary
		5.2 LA detail by CALA
		5.3 LA detail by village

		5.4 Manpower with each CALA
		5.5 Clearances summary
		5.6 Status of utility shifting
6	Change of Scope	6.1 Status of pending COS proposals
7	Mobilization of Resources	7.1 Resource mobilization by contractor/ Contractor
8	Financial Progress Details	8.1 Pen picture- Escrow
		8.2 Escrow details
9	Summary of quality control tests	9.1 Tests witnessed by IE/AE
		9.2 Tests conducted by IE/AE
10	Monitoring of maintenance obligations during construction phase	10.1 Critical issues and action log
		10.2 Cumulative defects and deficiencies
		10.3 Status of damages
11	Safety features	11.1 Pen picture on safety features at construction site
		11.2 Accident report
12	Annexures	Annex 1: Detailed list of physical components as per Schedule G
		Annex 2 onwards: Additional details provided by AE

- 5.8 If at any time during the Construction Period, the Authority Engineer determines that the Contractor has not made adequate arrangements for the safety of workers and Users in the zone of construction or that any work is being carried out in a manner that threatens the safety of the workers and the Users, it shall make a recommendation to the Authority forthwith, identifying the whole or part of the Construction Works that should be suspended for ensuring safety in respect thereof.
- 5.9 The Authority's Engineer shall conduct the pre-construction review of manufacturer's reports and standard samples of manufactured Materials, and such other Materials as the Authority's Engineer may require.
- 5.10 For determining that the Works conform to Specifications and Standards, the Authority's Engineer shall require the Contractor to carry out, or cause to be carried out, tests at such time and frequency and in such manner as specified in the Agreement and in accordance with Good Industry Practice for quality assurance. For purposes of this, the tests specified in the IRC Special Publication-11 (Handbook of Quality Control for Construction of Roads and Runways) and the Specifications for Road and Bridge Works issued by MORT&H (the "Quality Control Manuals") or any modifications/substitution thereof shall be deemed to be tests conforming to Good Industry Practice for quality assurance. The Contractor shall propose Inspection & Testing Procedure (ITP) for whole of the project including tunnels, which shall be approved by Authority Engineer.

- 5.11 The Authority's Engineer shall test check at least 60(sixty) percent of the quantity or number of tests prescribed for each category or type of test for quality control by the Contractor.
- 5.12 The timing of tests referred to in Paragraph 5.10, and the criteria for acceptance/rejection of their results shall be determined by the Authority's Engineer in accordance with the Quality Control Manuals. The tests shall be undertaken on a random sample basis and shall be in addition to, and independent of, the tests that may be carried out by the Contractor for its own quality assurance in accordance with Good Industry Practice.
- 5.13 In the event that results of any tests conducted under Clause 11.10 establish any Defects or deficiencies in the Works, the Authority's Engineer shall require the Contractor to carry out remedial measures.
- 5.14 The Authority's Engineer may instruct the Contractor to execute any work which is urgently required for the safety of the Project Highway, whether because of an accident, unforeseeable event or otherwise; provided that in case of any work required on account of a Force Majeure Event, the provisions of Clause 21.6 of EPC Agreement shall apply.
- 5.15 In the event that the Contractor fails to achieve any of the Project Milestones, the Authority's Engineer shall undertake a review of the progress of construction and identify potential delays, if any. If the Authority's Engineer shall determine that completion of the Project Highway is not feasible within the time specified in the Agreement, it shall require the Contractor to indicate within 15 (fifteen) days the steps proposed to be take to expedite progress, and the period within which the Project Completion Date shall be achieved. Upon receipt of a report from the Contractor, the Authority's Engineer shall review the same and send its comments to the Authority and the Contractor forthwith.
- 5.16 The Authority's Engineer shall obtain from the Contractor a copy of all the Contractor's quality control records and documents before the Completion Certificate is issued pursuant to Clause 12.2 of EPC Agreement.
- 5.17 Authority's Engineer may recommend to the Authority suspension of the whole or part of the Works if the work threatens the safety of the Users and pedestrians. After the Contractor has carried out remedial measure, the Authority's Engineer shall inspect such remedial measures forthwith and make a report to the Authority recommending whether or not the suspension hereunder may be revoked.
- 5.18 In the event that the Contractor carries out any remedial measures to secure the safety of suspended works and users, and requires the Authority's Engineer to inspect such works, the Authority's Engineer shall inspect the suspended works within 3 (three) days of receiving such notice, and make a report to the Authority forthwith, recommending whether or not such suspension may be revoked by the Authority.

- 5.19 The Authority's Engineer shall carry out, or cause to be carried out, all the Tests specified in Schedule-K and issue a Completion Certificate or Provisional Certificate as the case may be. For carrying out its functions under this Paragraph 4.18 and all matters incidental thereto, the Authority's Engineer shall act under and in accordance with the provisions of Article 12 and Schedule-K. The Authority's Engineer shall use following equipment in carrying out the tests.

S No	Key metrics of Asset	Equipment to be used
1	Surface defects of pavement	Network Survey Vehicle (NSV)
2	Roughness of pavement	Laser Profilometer
3	Strength of pavement	Falling Weight Reflectometer (FWD)
4	Bridges	Mobile Bridge Inspection Unit (MBIU)
5	Road signs and road markings	Retro-reflectometer

6 Maintenance Period

- 6.1 The Authority's Engineer shall aid and advise the Contractor in the preparation of its monthly Maintenance Programme and for this purpose carry out a joint monthly inspection with Contractor.
- 6.2 The Authority's Engineer shall undertake regular inspections, at least once every month to evaluate compliance with the Maintenance Requirements and submit a Maintenance Inspection Report to the Authority and the Contractor.

6.3 Visual Inspection of project highway

- 6.3.1 The Authority Engineer shall carry out visual inspection of entire highway stretch as per the frequency defined in the following table

Nature of defect or deficiency		Frequency Of inspection
ROADS		
(a)	Carriageway and paved shoulders	
(i)	Breach or blockade	Daily
(ii)	Pot holes	Daily
(iii)	Cracking	Weekly
(iv)	Rutting	Weekly
(v)	Bleeding/skidding	Weekly
(vi)	Ravelling/Stripping of bitumen surface	Weekly
(vii)	Damage to pavement edges	Weekly
(viii)	Removal of debris	Daily
(b)	Hard/earth shoulders, side slopes, drains and culverts	
(i)	Variation by more than 2% in the prescribed slope of camber/cross fall	Weekly

(ii)	Edge drop at shoulders	Weekly
(iii)	Variation by more than 15% in the prescribed side (embankment) slopes	Weekly
(iv)	Rain cuts/gullies in slope	Weekly
(v)	Damage to or silting of culverts and side drains during and immediately preceding the rainy season	Weekly
(vi)	Desilting of drains in urban/semi-urban areas	Daily
(c)	Road side furniture including road signs and pavement marking	
(i)	Damage to shape or position; poor visibility or loss of retro-reflectivity	Daily
(d)	Street lighting and telecom (ATMS)	
(i)	Any major failure of the system	Daily
(ii)	Faults and minor failures	Daily
(iii)	Streetlight with Lux Meter	Weekly
(e)	Trees and plantation	
(i)	Obstruction in a minimum head-room of 5 m above carriageway or obstruction in visibility of road signs	Daily
(ii)	Deterioration in health of trees and bushes	Weekly
(iii)	Replacement of trees and bushes	Weekly
(iv)	Removal of vegetation affecting sight line and road structures	Weekly
(f)	Rest areas/Wayside amenities	
(i)	Cleaning of toilets	Daily
(ii)	Defects in electrical, water and sanitary installations	Daily
(g)	Toll plaza[s]	
(i)	Failure of toll collection equipment including ETC or lighting	Daily
(ii)	Damage to toll plaza	Weekly
(h)	Other Project Facilities and Approach roads	
(i)	Damage or deterioration in Approach Roads, -[pedestrian faci truck lay-bys, bus-bays, bus- shelters, cattle crossings, Traffic Aid Posts, Medical Aid Posts and other works]	Daily
(j)	Incident Management	
(i)	Instances of Incident Management as reported including time of call, response time, services rendered and time of clearing	Daily
(ii)	List of the Incident Management Services rendered.	Weekly
BRIDGES		
(a)	Superstructure of bridges	
(i)	Cracks	Weekly
(ii)	Spalling/scaling	Weekly
(b)	Foundations of bridges	
(i)	Scouring and/or cavitation	Weekly
(c)	Piers, abutments, return walls and wing walls of bridges	
(i)	Cracks and damages including settlement and tilting	Weekly
(d)	Bearings (metallic) of bridges	

(i)	Deformation	Weekly
(e)	Joints in bridges	
(i)	Loosening and malfunctioning of joints	Weekly
(f)	Other items relating to bridges	
(i)	Deforming of pads in elastomeric bearings	Weekly
(ii)	Gathering of dirt in bearings and joints; or clogging of spouts, weep holes and vent-holes	Weekly
(iii)	Damage or deterioration in parapets and handrails	Weekly
(iv)	Rain-cuts or erosion of banks of the side slopes of approaches	Weekly
(v)	Damage to wearing coat	Weekly
(vi)	Damage or deterioration in approach slabs, pitching, apron, toes, floor or guide bunds	Weekly
(vii)	Growth of vegetation affecting the structure or obstructing the	Weekly
	Tunnels	Weekly

- 6.3.2 All elements which have daily inspection frequency shall be inspected weekly as well. Similarly, all elements which have weekly inspection frequency shall be inspected monthly as well.
- 6.3.3 Daily inspection report format and weekly inspection report format has been provided in Annexure II and III of this document respectively. Manpower which needs to conduct visual inspection and mode of reporting is defined in the following table

Frequency of inspection	Inspection to be carried out by	Mode of reporting
Daily	Sub-professional staff	Soft copy by Email
Weekly	Key personnel	Soft copy by Email
Monthly	Key personnel	Hard copy and Soft copy

- 6.3.4 High resolution photographs and video of the highway stretches having defects and/or deficiencies shall be submitted along with Weekly Inspection Report and Monthly Status Report. Summary of key observations around defects and deficiencies in highway stretch shall be reported in Monthly Progress Report and detailed inspection report shall be provided as Annexure to Monthly Progress Report.
- 6.3.5 The Authority's Engineer shall also be responsible for inspection and monitoring of Wayside Amenities. ETC (Electronic Toll Collection) and ATMS (Advanced Traffic Management System) and incident management.

6.4 Road conditions surveys

6.4.1 The carrying out of condition surveys will be one of the most important and crucial field tasks under the project. The Authority Engineer shall carry out condition surveys using equipment and following a frequency as defined under.

S No	Key metrics of Asset	Equipment to be used	Frequency of condition survey
------	----------------------	----------------------	-------------------------------

1	Surface defects of pavement	Network Survey Vehicle (NSV)	At least twice a year (As per survey months defined for the state basis rainy season)
2	Roughness of pavement	Laser Profilometer	At least twice a year (As per survey months defined for the state basis rainy season)
3	Strength of pavement	Falling Weight Reflectometer (FWD)	At least once a year
4	Bridges	Mobile Bridge Inspection Unit (MBIU)	At least twice a year (As per survey months defined for the state basis rainy season)
5	Road signs	Retro-reflectometer	At least twice a year (As per survey months defined for the state basis rainy season)

The first equipment based inspection shall be conducted at the time of completion testing. The other inspections shall be conducted before and after the rainy seasons as per the schedule defined in Annexure IV, except for FWD testing which shall be conducted once a year.

Calibration of equipment, wherever needed, is required to be done in presence of Competent Authority. Once approval of equipment, the settings and a sample data set is provided by Competent Authority, network level data for entire project stretch can be collected. Month of survey for each state has been defined in Annexure IV of this document.

6.4.2 Measurement of pavement surface defects and roughness

- i. The Authority Engineer shall use Network Survey Vehicles mounted with equipment such as Laser based automatic crack detection , high resolution digital cameras for RoW and pavement, high accuracy DGPS receiver and in vehicle data processing software or better technology to accurately measure following pavement surface properties

Surface defect	Dimensions to be reported
Cracking	<ul style="list-style-type: none"> • Length • Width • Depth
Potholes	<ul style="list-style-type: none"> • Area • Depth
Raveling	<ul style="list-style-type: none"> • Indicator • % • Area
Rutting	<ul style="list-style-type: none"> • Depth • Width
Concrete Joint/ Faulting	<ul style="list-style-type: none"> • Length
Roughness	<ul style="list-style-type: none"> • IRI in both wheel paths

- ii. The following criteria shall be met by the process of defects detection
- Measurement of 3D road profile using such technologies as laser scanning or other proven technologies.
 - Ability to operate (collect data) at different speeds with a minimum speed of 30km/hr and upto at least 75 km/ hr.
 - Profile depth accuracy of 0.5mm
 - Capability for lane tracking to control driver wander' and ensure high repeatability of data between surveys.
 - Measure at least 3.5m width of highway lane.
 - Transverse Profile including rut depth measurement of pavement surface widths of both carriageway and shoulders. The rut depth data must be convertible to different straightedge lengths (1.8m to 3.5m) and meet industry standards (ASTM E1703 / E1703M).
 - Pavement images with capability to automatically identify and rate distresses
 - Roughness measurement with outputs of both raw longitudinal profiles and International Roughness Index (IRI) calculation shall be reported at least 100m referenced to the preceding Location Reference Post (LRP). The roughness must meet ASTM-E950 (equivalent to Class I road profiler). The IRI shall be determined in both wheel paths.
 - Ability to record images at user-defined intervals (e.g. every 5, 10m, etc.)
 - Minimum images resolution of 1600x1200
 - Outputs must include Standard JPEG image or similar industry standard
 - Distance resolution of <1mm,
 - Capable of achieving distance accuracy of 0.1% (i.e. within 1m over 1km distance)
 - All data outputs should be in a non-proprietary format (e.g. .CSV, .MDB, Excel) and not require specialist software in order to view or format data
 - Data should also be capable of being easily formatted into data compatible with HDM-4
- iii. The following are the set of deliverables which should be submitted after completion of survey as part of Monthly Progress Report
- Raw data generated from the equipment which are part of Network Survey covering the parameters mentioned in above table. It should also include
 - o Survey ID, Description, Date, Lane
 - o GPS referenced data for GIS mapping
 - Video logging

- o Pavement imagery (AVI/JPEG)
- o 360 degree imagery (JPEG)
- Interpretation report covering summary of entire survey and analysis of defects and deficiencies

6.4.3 Measurement of pavement strength

- (i) The Authority Engineer shall carry out structural strength surveys for existing pavements using Falling Weight Deflectometer technique in accordance with the procedure given in IRC:115-2014 (Guidelines for Structural Evaluation and Strengthening of Flexible Road Pavements Using Falling Weight Deflectometer (FWD) Technique) and IRC: 117-2015 (Guidelines for the Structural Evaluation of Rigid Pavement by Falling Weight Deflectometer)
- (ii) The interval at which deflection measurements are to be taken up are as per IRC:115-2014 / IRC:117-2015. For flexible pavements, the sample size and the interval of the data to be collected depends on the length of the uniform section calculated and condition of the pavement section i.e. 'good', 'fair' and 'poor' for each lane, established on the pavement condition data based on the criterion given in IRC:115-2014. For rigid pavements, the deflection data may be collected at interiors, corners, transverse joints and longitudinal joints in the outer lanes at intervals as specified in IRC:117-2015.
- (iii) The following are the set of deliverables which should be submitted after completion of inspection test as part of Monthly Progress Report
 - Data report covering following parameters
 - o Deflection Bowl (Transient Deflections at seven different points)
 - o Corrected Elastic Modulus Bituminous E1
 - o Corrected Elastic Modulus Granular E2
 - o Corrected Elastic Modulus Subgrade E3
 - o Subgrade CBR
 - Interpretation report covering summary of entire survey results and analysis of key parameters

6.4.4 The Authority Engineer shall carry out the condition and structural assessment survey of the bridges in accordance with IRC-SP; 35 with the use of Mobile Bridge Inspection unit (MBIU) or better technology.

- (i) The following criteria shall be met by the process of bridge condition assessment
 - Automatic folding and unfolding of platform
 - 90 degree rotation of platform
 - Sufficient safety features to be incorporated such as dedicated power supply, emergency cut off system, etc
 - Complete access to hidden parts of the bridge by the raters

- (ii) Detailed bridge inspection report shall be submitted as per the Inspection Performa provided in IRC-SP 35

6.4.5 Measurement of retro reflection of road signs

- (i) The Authority Engineer shall measure Coefficient of retro reflected luminance RA (night time retro reflection) of road traffic signs using a portable retro reflectometer.
- (ii) The following criteria shall be met by the process of road signs retro reflection measurement
- Measurement of retro reflective signs shall be conducted in accordance with ASTM E1709 and ASTM E2540
 - Measurement time after pressing trigger shall be less than or equal to 1 sec
 - Observation angle adjustment from 0.2 degrees to 2.0 degrees
 - Entrance angle adjustment from -45 degrees to +45 degrees
 - Self-contained commercially available battery
 - Inbuilt data storage of at least 2,000 measurements so that data transfer requirement is minimized while the survey is being conducted
 - Interface for transferring data from device to Computer
 - Built in GPS to capture GPS coordinates of road sign
 - Range shall be at least 0-2000 cd/lX/m²
- (iii) The following are the set of deliverables which should be submitted after completion of survey as part of Monthly Progress Report
- System generated coefficient of retro reflected luminance RA (nighttime retro reflection) of all road signs
 - Interpretation report covering analysis of road signs falling in different range of RA and actions to be taken

6.5 The Authority Engineer shall carry out following inspections of ETC lanes at toll plazas on a month basis:

(i) *Infrastructure:*

- Availability of civil infrastructure at toll plazas required for installation of ETC systems
- Adequacy of hardware, software and other related items as per IHMCL/ NHIDCL technical specifications and requirements

(ii) *Operations:*

- Adherence of various stakeholders (acquirer bank, system integrator, toll operator, issuer bank etc) of the ETC system to the service level agreements
- Efficacy of the ETC system (RFID tagging, AVC, WIM etc) in terms of accuracy and uptime

- Tracking and reporting toll plaza experience metrics such as average waiting time, transaction times for different modes of payment (RFID, cash, smart cards, QR codes etc) and congestion levels (eg. length of queue in different lanes) across 4 different times in a day
- Robustness of dispute resolution mechanisms in place for the tag holder and toll operators by the issuer and acquirer banks

6.6 The Authority Engineer shall prepare a Monthly Status Report in O&M phase of project in respect of its duties and functions under this Agreement and in accordance with the format prescribed in Annexure VI. 1st deliverable of the report which is an executive summary to the main report (Section 1) shall be submitted to the Authority and updated on the PMIS and project specific website by 4th of every month. Main report (Section 2 onwards) shall be submitted to the Authority and updated on the PMIS and project specific website by 7th of every month. Key sections of the Monthly Status Report are as follows;

S.No.	Sections	Sub sections
1	Executive Summary	1.1 Overall road condition
		1.2 Key reporting metrics
		1.3 Key maintenance activities undertaken
		1.4 Pending issues
		1.5 Recommended actions by AE
		1.6 Strip plan for maintenance
2	Project Overview	2.1 Key project details
		2.2 Location map
		2.3 Key plan
		2.4 Summary of project features
		2.5 RoW availability
3	Critical issues and action taken	3.1 Issue and action log
		3.2 Summary of deficiencies
		3.3 Obligations as per contract
		3.4 Inspection schedule
4	Monthly Inspection Report	4.1 Summary of NCR issued
		4.2 Equipment based inspection report
5	Monitoring of ETC Lanes	5.1 Monthly ETC Report
		5.2 On-ground infrastructure report
		5.3 On ground ETC operations & SLA adherence
6	Status of damages	6.1 Damages for non completion of project facilities
		6.2 Damages for breach of maintenance activities
		6.3 Damages for non completion of major maintenance works
7	Change of Scope proposals	7.1 Change of Scope proposals
8	Status of pending disputes	8.1 Status of pending disputes

9	Reports	9.1 Toll collection statement
		9.2 Accident Report
		9.3 Details of user complaints
		9.4 Encroachment list
		9.5 Lane closure report
10	Annexures	Annex I- Detailed visual inspection report of project highway
		Annex II onwards- Additional details provided by AE

6.7 The Authority's Engineer shall specify the tests, if any, that the Contractor shall carry out, or cause to be carried out, for the purpose of determining that the Project Highway is in conformity with the Maintenance Requirements. It shall monitor and review the results of such tests and remedial measures, if any, taken by the Contractor in this behalf.

6.8 In respect of any defect or deficiency referred to in Paragraph 3 of Schedule-E, the Authority's Engineer shall, in conformity with Good Industry Practice, specify the permissible limit of deviation or deterioration with reference to the Specifications and Standards and shall also specify the time limit for repair or rectification of any deviation or deterioration beyond the permissible limit.

6.9 The Authority's Engineer shall examine the request of the Contractor for closure of any lane (s) of the Project Highway (Zojila Tunnel + Connecting Road) for undertakings maintenance/repair thereof, and shall grant permission with such modifications, as it may deem necessary, within 5 (five) days of receiving a request from the Contractor. Upon expiry of the permitted period of closure, the Authority's Engineer shall monitor the reopening of such lane (s), and in case of delay, determine the Damages payable by the Contractor to the Authority under Clause 14.5 of EPC Agreement

7 Determination of costs and time

7.1 The Authority's Engineer shall determine the costs, and/or their reasonableness, that are required to be determined by it under the Agreement.

7.2 The Authority's Engineer shall determine the period of Time Extension that is required to be determined by it under the Agreement.

7.3 The Authority's Engineer shall consult each Party in every case of determination in accordance with the provisions of Clause 18.5 of EPC Agreement.

8 Payments

8.1 The Authority's Engineer shall withhold payments for the affected works for which the Contractor fails to revise and resubmit the Drawings to the Authority's Engineer in accordance with the provision of Clause 10.2.4 (d) of EPC Agreement.

8.2 Authority's Engineer shall

a) within 10 (ten) days of receipt of the Stage Payment Statement from the Contractor pursuant to Clause 19.4, determine the amount due to the Contractor and recommend the release of 90 (ninety) percent of the amount so determined as part payment, pending issue of the Interim Payment Certificate; and

b) within 15 (fifteen) days of the receipt of the Stage Payment Statement referred to in Clause 19.4, deliver to the Authority and the Contractor an Interim Payment Certificate certifying the amount due and payable to the Contractor, after adjustments in accordance with the provisions of Clause 19.10 of Model EPC Agreement.

8.3 The Authority's Engineer shall, within 15 (fifteen) days of receipt of the Monthly Operation & Maintenance Statement from the Contractor pursuant to Clause 19.6 of EPC Agreement, verify the Contractor's monthly statement and certify the amount to be paid to the Contractor in accordance with the provisions of the Agreement.

8.4 The Authority's Engineer shall certify final payment with 30 (thirty) days of the receipt of the final payment statement of Operation & Maintenance in accordance with the provisions of Clause 19.16 of Model EPC Agreement.

9 Other duties and functions

The Authority's Engineer shall perform all other duties and functions as specified in the Agreement.

10 Miscellaneous

10.1 All key personnel and sub professional staff of the Authority Engineer shall use the fingerprint based (biometric) attendance system for marking their daily attendance. Attendance shall be marked at least once a day and anytime during the day. 1 Biometric Attendance System shall be installed by the Authority Engineer at its own cost at the site office in order to facilitate the attendance marking. More systems can be installed near the project highway upto a maximum of 1 system per 50 km in order to encourage frequent visits of project highway by key personnel and sub professional staff. A copy of monthly attendance records shall be attached with Monthly Status Report. Proper justification shall be provided for cases of absence of key personnel/ sub professional staff which do not have prior approval from Project Director of concerned stretch.

10.2 A copy of all communications, comments, instructions, Drawings or Documents sent by the Authority's Engineer to the Contractor pursuant to this TOR, and a copy of all the test results with comments of the Authority's Engineer thereon, shall be furnished by the Authority's Engineer to the Authority forthwith.

10.3 The Authority's Engineer shall retain at least one copy each of all Drawings and Documents received by it, including 'as - built' Drawings and keep them in its safe custody.

- 10.4 Within 90 (ninety) days of the Project Completion Date, the Authority's Engineer shall obtain a complete set of as built Drawings in 2 (two) hard copies and in micro film form or in such other medium as may be acceptable to the Authority, reflecting the Project Highway (Zojila Tunnel + Connecting road) as actually designed, engineered and constructed, including an as-built survey illustrating the layout of the Project Highway (Zojila Tunnel + Connecting road) and setback lines, if any, of the buildings and structures forming part of project Facilities; and shall hand them over to the Authority against receipt thereof.
- 10.5 The Authority's Engineer, if called upon by the Authority or the Contractor or both, shall mediate and assist the Parties in arriving at an amicable settlement of any Dispute between the Parties.
- 10.6 The Authority's Engineer shall inform the Authority and the Contractor of any event of Contractor's Default within one week of its occurrence.

11. PERFORMANCE CLAUSE

Authority's Engineers shall be expected to fully comply with all the provisions of the 'Terms of Reference', and shall be fully responsible for supervising the Designs, Construction and maintenance and operation of the facility takes place in accordance with the provisions of the EPC Agreement and other schedules. Any failure of the Authority Engineer in notifying to Employer and the Contractor on non-compliance of the provisions of the EPC Contract Agreement and other schedules by the EPC Contractor, non-adherence to the provision of ToR and non-adherence to the time schedule prescribed under ToR shall amount to non-performance.

The Authority Engineer shall appoint its authorized representative, who shall issue on behalf of the AE, the Completion Certificate alongwith the Team Leader and shall carry out any such task as may be decided by Employer. The AE shall take prior approval of Employer before issuing Completion Certification. The proposal submitted shall also include the name of the authorized representative along with the authorization letter and power of attorney.

12. CONSULTANT'S PROPOSAL

12.1 List of key personnel to be fielded by the Consultants shall be as below:

- (i) Team Leader Cum Senior Tunnel Expert
- (ii) Resident Engineer cum Tunnel Excavation Expert
- (iii) Resident cum Highway Engineer
- (iv) Tunnel Design Engineer
- (v) Tunnel Safety Expert
- (vi) Senior Geotechnical Expert
- (vii) Senior Geologist
- (viii) Senior Quality cum Material Expert
- (ix) Sr. Contract Specialist

- 12.2 Broad job-description and minimum qualification for key personnel mentioned above is enclosed as **Enclosure-B**. However, higher marks shall be accorded to the Candidate with higher relevant qualification and experience. All the CV's of the personals mentioned in Para 5.3(iii) of Data Sheet shall be evaluated at the time of evaluation of technical proposal. **The age of the Key Personnel should not be more than 65 years on the date of submission of proposal.** Consultants are advised in their own interest to frame the technical proposal in an objective manner as far as possible so that these could be properly assessed in respect of points to be given as part of evaluation criteria. The bio-data of the key personnel should be signed on every sheet by the personnel concerned and the last sheet of each bio-data should also be signed by the authorised signatory for the Consultant. The key personnel shall also certify at the end of their bio- data proforma that they have not left any of the Employer works without completing of their assignment and have not accepted any other offer at the time of signing of the bio-data and as such shall be available to work with the Authority Engineer, if the Project is awarded. In case the key personnel leave the assignment without approval of Employer, Employer would be at liberty to take any appropriate action against that key personnel including debarment. The CV submitted by selected firm/JV shall be hoisted on official website of Employer.
- 12.3 In addition to above, consultants are required to propose other key personnel, sub-professional staff and other field engineers as detailed in **Enclosure-A** and the minimum qualification requirements for the same is enclosed in **Enclosure-B**.

13. PERIOD OF SERVICES

- 13.1 The services of an Authority's Engineer will be in phases as per Contract Agreement.
- 13.1.1 The appointment of the Authority's Engineer shall initially be as per details given below:

Period of service (in months)	Construction period (in months)	Maintenance/DLP Period (in months)
72 months + 60 months	72	60

The proposed manpower deployment for this period shall be matching the activities to be performed during the said period. The time frame for services during the deployment of key personnel during this period shall be as shown in **Enclosure A**. Extension of Time for providing services of the Authority's Engineer may be extended concurrently with the Extension of Time granted, if any, to the EPC Contractor for the project, subject to satisfactory performance of the Authority's Engineer.

14. Project Coordinator

The Firm shall appoint a personnel from its head office to act as Project Coordinator for the assignment. He will be authorised to communicate with the Authority in respect of all matters pertaining to the project. The cost of the Project Coordinator shall be incidental to the Consultancy Assignment.

Enclosure-A

**MAN - MONTHS INPUT FOR KEY PROFESSIONAL STAFF
AUTHORITY ENGINEER**

S. No.	Key Personnel	Man-month in Construction period of 72 months	Man-month in Defect Liability Period of 60 months
A	Project Support Office (PSO)	72	12
B	Key Personnel/Professional Staff		
1	Team Leader Cum Senior Tunnel Expert	72	12
2	Residential Engineer cum Excavation Expert	72	36
3	Resident cum Highway Engineer	30	12
4	Tunnel Design Engineer	42	06
5	Tunnel Safety Expert	72	06
6	Senior Geotechnical Expert	48	06
7	Senior Geologist	60	06
8	Senior Quality cum Material Expert	36	12
9	Sr. Contract Specialist	54	12
	Sub Total	486	108
	Total for Construction and Maintenance	594	
	C: Sub Professional Staff		
1	Tunnel Ventilation Cum E&M Expert	36	06
2	Bridge/Structural Engineer	30	06
3	Instrumentation & Control Expert (SCADA)	12	06
4	Tunnel Engineer (4 Nos *60)	240	24
5	Tunnel Excavation Expert (2 Nos *60)	120	12
6	Tunnel Lining (2 nos *60)	120	06
7	Geologist (2 Nos *60)	120	00
8	Quantity Surveyor (2 Nos *50)	100	12
9	Assistant Highway Engineer	30	12
10	Assistant Bridge/Structural Engineer	24	12
11	Assistant Quality cum material Engineer (2 Nos *50)	100	12
12	Safety Engineer	120	12
13	Environmental Engineer	18	04
14	Survey Engineer (02 Nos. *30)	90	12
15	CAD Expert (02 Nos. *60)	120	06
16	Lab Technician (02 Nos. *60)	120	06
	Sub Total	1400	148
	Total for Construction and Maintenance	1548	
	Grand Total	2226	

Note:

1. The other inputs like support staff shall be provided by the Consultant of an acceptable type commensurate with the roles and responsibilities of each position
2. In case of project having different construction period, Man Month Input shall be adjusted proportionately
3. The Financial Expert or Legal expert or Sr. Contract Specialist may be required for the project for specific needs. Their deployment shall be arranged by the Consultant on specific requisition from the Authority and the payment shall be made as per the actual

deployment. The Financial Expert or Legal expert or Sr. Contract Specialist shall be paid at the rates quoted for Senior Pavement Specialist.

** The Team Leader is expected to stay on continuously at the project site for the first 12 months of the DLP.

The qualification and experience of Sub Professional staff would not be accounted in the evaluation. However, Consultant shall have to get their CVs approved from Employer before mobilization. The other inputs like support staff shall also be provided by the Consultant of an acceptable type commensuration with the roles and responsibilities of each position

Enclosure B

QUALIFICATION OF KEY PERSONNEL

TEAM LEADER CUM SENIOR TUNNEL ENGINEER

Duties: The Team Leader will reside at project site throughout the period of construction supervision services. He will be overall in-charge of the project supervision of the construction package. He shall act as representative of the consulting firm appointed by the Authority. His duties will involve overall superintendence over the Resident Engineers and other experts of the construction package. He will guide, monitor, supervise and control all the activities related to supervision for the construction package. He will interact with the Executive Director/ General Manager, PSO and the other officials of the Authority. He should have the following qualification / experience.

(1) Essential Qualifications.

- (a) Graduate in Civil/Mining Engineering or equivalent from a recognized university.
- (b) Total professional experience of at least 20 years
- (c) Professional Experience of at least 15 years in handling major tunnelling projects
- (d) He should be involved in at least 10 years in construction/construction supervision of major Road/Rail/Metro tunnel projects
- (e) At least 5 years' experience as Team Leader/Resident Engineer/Project Manager or similar capacity in supervision of transportation tunnel projects of length equal to or more than 4 km of similar category of tunnel
- (f) He should have handled as Team Leader or similar capacity of at least two projects in Construction Supervision of transportation tunnels projects of length equal to or more than 4 km of similar category of tunnel
- (g) Not more than 65 years of age.

(2) Preferential Qualifications.

- (a) Post Graduate or chartered engineer in Mining Engineering/ Geotechnical Engineering/ structural Engineering / Rock mechanics or equivalent.
- (b) Project preparation/ design experience of transportation Tunnel projects

Note: (1) Similar Capacity includes the following positions

- i) On behalf of Consultant: Team Leader / Resident Engineer /Professional Engineer/ Chartered Engineer (Construction Supervision/IE/AE)
- ii) On behalf of Contractor : Project Manager / Professional Engineer/ Chartered Engineer (Construction /Construction Supervision)
- iii) In Government Organizations :Superintending Engineer (or equivalent) and above

(2) Only those projects will be considered for evaluation at Sr no 1(d), 1(e) and 1(f))where the input of the personnel is at least of one year.

(3) Unless otherwise mentioned specifically, tunnel projects of length > 1.5km shall be considered as major tunnel projects.

RESIDENT ENGINEER CUM TUNNEL EXCAVATION EXPERT

Duties: He shall reside at project site throughout the period of construction supervision services and oversee construction supervision of the project stretch and shall coordinate with all other experts of the project and shall report to the Team Leader. He shall be directly responsible for regulating the construction process. He shall be assisted by Tunnel Engineers, Tunnel Lining Experts and Tunnel ventilation Expert and other support engineers/personnel. He shall deal directly with the tunnel engineers/experts and other support staff attached with the Team Leader to ensure that the construction process is well controlled as per established specification controls to avoid later quality control stage problems. Expert shall be responsible for checking and verifying the excavation plan and methodology submitted by the Contractor. He shall monitor the tunnel excavation activities including blasting. He shall also monitor the tunnel lining activities including installation of water proofing layers. He will be required to be fielded throughout the Currency of the project. The candidate is expected to be thoroughly familiar with various standard/specifications, contract procedures, Primavera or other project management software, design and quality control etc. In addition he will be responsible for tunnel works during Operation & Maintenance period of the project.

He should have the following qualification / experience.

(1) Essential Qualifications.

- (a) Graduate in Civil/Mining Engineering or equivalent from a recognized University.
- (b) Total Professional Experience of at least 15 years
- (c) He should have atleast 10 years' experience in similar capacity for major transportation tunnel construction projects
- (d) He should have at least 7 years Experience in construction/construction supervision of major transportation tunnel construction projects.
- (e) Should have handled construction/construction supervision of atleast 2 transportation Tunnel projects of length equal to or more than 4 km
- (f) Experience in tunnel design/ DPR preparation/ feasibility study/ design review of transportation Tunnel projects of length equal or more than 4 km
- (g) Not more than 65 years of age.

(2) Preferential Qualifications.

- (a) Post Graduate or chartered engineer in Civil/Mining.

RESIDENT CUM HIGHWAY ENGINEER

The Resident cum Highway Engineer shall reside at project site throughout the period of construction supervision services and be responsible for supervising the works of highway to be constructed by the Contractor for this project. He shall also inspect the pavement rehabilitation and repair works to be undertaken by the Contractor.

He should have the following qualification / experience.

1. Essential Qualifications.

- a) Graduate in Civil Engineering from a recognized University.
- b) Professional Experience of at least 12 years in Highway Projects.
- c) At least 5 years experience in similar capacity in Highway Development Project.
- d) Should have handled at least 2 major projects (of length 40% of project length or more of similar configuration (2/4/6 laning**) and above).

2. Preferential Qualifications.

- a) Post Graduate Degree in Transportation/Highway Engineering/Structural Engineering/Geotechnical Engineering/any specialised stream of Civil Engineering
- b) Experience of Highway Project (of length 40% of project length or more of similar configuration (2/4/6 laning**) and above) of Construction / Construction Supervision /IC of Highway projects.

TUNNEL DESIGN ENGINEER

Duties: The Tunnel Design Engineer shall be responsible for checking the designs of tunnel/design review and other incidental works to be constructed in the Project using sophisticated computer software. He shall be responsible for Detailed Design Calculation and drawing for tunnels. He shall be responsible for comprehensive assessment of structural condition of all the tunnel assets. His expertise shall include computer aided design methods for Tunnel Engineering with particular reference to Tunnel design.

He should have the following qualification / experience.

(1) Essential Qualifications.

- (a) Graduate in Civil /Mining Engineering from a recognized University.
- (b) Professional Experience of 20 years
- (c) Experience of atleast 12 years in major tunnel projects.
- (d) Experience in tunnel design (Road/rail/Metro) of at least 12 years
- (e) Experience in similar capacity in construction / constructions supervision of 2 transportation tunnel project of length at least equal to 4 km each
- (f) Experience in similar capacity in design of at least 3 transportation tunnel projects of length at least equal to 4 km each
- (g) Not more than 65 years of age.

2) Preferential Qualifications.

- (a) Post Graduate in Engineering in structural engineering or equivalent
- (b) Innovative transport tunnel design (road/rail/metro) such as immersed tunnel, sub-sea bored tunnel and high altitude tunnels (more than 2500 M above msl.

TUNNEL SAFETY EXPERT

Duties: The Tunnel Safety Expert shall reside at project site throughout the period of construction supervision services and be responsible for checking and verifying the Safety Plan prepared by the Contractor. He will also ensure effective implementation of the Safety Plan, undertake safety audits during Construction, Operation and Maintenance of the Tunnel.

(1) Essential Qualifications.

- (a) Graduate in Engineering from recognized university or equivalent.
- (b) Total Professional Experience of 20 years
- (c) Experience of at least 7 years in transportation tunnel safety management in developed countries
- (d) At least 10 years' experience in transportation tunnel safety works
- (e) Experience in similar capacity of tunnel safety audits during construction stage of at least 2 transportation tunnel projects each of which should be minimum 4 km in length
- (f) Not more than 65 years of age.

(2) Preferential Qualifications.

- (a) Any professional Certification from a recognized/statutory body in safety/health/shot firer/ Explosives.

Note:

- (1) Unless otherwise mentioned specifically, tunnel projects of length > 1.5km shall be considered as major tunnel projects.

SENIOR GEOTECHNICAL EXPERT

Duties: He will reside at project site throughout the period of construction supervision services and be responsible for supervising all the tests to be done in different stages of construction, besides ensuring that specified tests are done as per codal stipulations and as per the specifications laid down in the contract for all the different stages of construction. The Senior Geotechnical Engineer shall be responsible for checking and verifying the Specifications for Geotechnical investigations and the geotechnical details submitted by the Contractor. He shall assist the Team Leader & Tunnel Design Engineer in design of tunnel. He shall monitor the tunnel excavation activities including blasting.

He should have the following qualification / experience.

(1) Essential Qualifications.

- (a) Graduate in Civil Engineering/ masters in engineering geology or equivalent from a recognized University.
- (b) Professional Experience of at least 20 years
- (c) Experience of at least 10 years in Construction / Construction Supervision of transportation tunnel projects in developed countries.
- (d) Experience as Geotechnical Engineer in Construction/Construction Supervision of at least 4 transportation Tunnel projects of length equal to or more than 4 km
- (e) Specific experience in construction of tunnel projects involving vertical shaft sinking of at least 200 meter of vertical depth
- (f) Experience in similar capacity in project preparation of at least 2 transportation tunnel projects each of minimum 4 km in length

(g) Not more than 65 years of age.

2) Preferential Qualifications.

(a) Post Graduate in Rock Mechanics/ Foundation Engineering/ Tunnel Engineering

SENIOR GEOLOGIST

Duties: The Senior Geologist shall reside at project site throughout the period of construction supervision services and be responsible for checking and verifying the geological details submitted by the Contractor. He shall assist Team Leader & Tunnel Design Engineer in design of Tunnel. He shall monitor the tunnel excavation activities including blasting. The candidate should have exposure of working in Himalayan region and good understanding of rock and soil mechanics. He should have experience of tunnel works with appropriate design software. The candidate should be a Post Graduate in Geology preferably with exposure in Himalayan region. He should have a minimum 20 years of professional experience of geological works, out of which 5 years should be in similar capacity for tunnelling design/ construction projects in the Himalayan region.

(1) Essential Qualifications.

(a) Masters in Geology/Applied Geology from recognized university.

(b) Total Professional Experience of at least 20 years

(c) At least 7 years experience in similar capacity in construction/construction supervision of transportation tunnel projects

(d) Experience of 5 years of construction/construction supervision of major transportation tunnel projects in the Himalayan region using NATM technology

(e) He should have handled at least 2 highway tunnel projects of construction/construction supervision in similar capacity of 4 km length each

(f) Not more than 65 years of age

(2) Preferential Qualifications.

(a) He should have handled at least 2 major transportation tunnel projects in similar capacity in project preparation/DPR.

Note:

(1) Unless otherwise mentioned specifically, tunnel projects of length > 1.5km shall be considered as major tunnel projects.

SENIOR QUALITY/MATERIAL EXPERT

The Quality/Material Expert shall reside at project site throughout the period of construction supervision services and review the test results of bore holes, quarry and borrow area material to find out their strength characteristics and suitability for using them in construction. He shall inspect the Contractor's field laboratories to ensure that they are adequately equipped and capable of performing all the specified testing requirements of the contract. He shall look into the quality assurance aspect of the construction works and supervise the setting-up of the various Contractor's rock crushers and bituminous mixing plants to ensure that the specified requirements for such equipment are fully met. Experience in latest Quality Management techniques in highway projects shall have added advantage.

He should have the following qualification / experience.

1. Essential Qualifications.

- a) Graduate in Civil Engineering from a recognized University.
- b) Professional Experience of at least 10 years in handling Highway projects.
- c) Experience of at least 5 years as Senior Quality/ Material Expert or in similar capacity in Construction / Construction Supervision /major highway projects
- d) Experience as Senior Quality/ Material Expert or in similar capacity in handling of at least 2 similar highway projects.(of length 40% of project length or more of similar configuration (2/4/6 laning**) and above)

2. Preferential Qualifications.

- a) Post Graduate Degree in Geotechnical Engineering / Foundation Engineering / Soil Mechanics.

SENIOR CONTRACT SPECIALIST

Duties: He will be deployed in working season in stages for cumulative duration of period mentioned in Enclosure-A for obtaining his expert opinion on emerging contractual issues. His key responsibilities will be to guide and assist Team Leader/Employer in all aspects of contract management in proper implementation of contract provisions including controlling the project cost of the construction package. He will also be required to offer his advice on contractual complications arising during the implementation as per the request of the employer. He will be required to prepare manuals/schedules for the consultants team/employer based on the provisions of the contract document. He will be responsible for giving appropriate suggestions in handling claims of the contractors and any dispute arising thereof.

(1) Essential Qualifications.

- (a) Graduate in Civil Engineering from a recognized University.
- (b) Professional Experience of 15 years in Contract Management.
- (c) Experience of at least 4 years as Contract Specialist on any National/ State Highway projects/ bridge/Tunnel

project.

(d) Contract Management of a large Highway/Bridge contract say over Rs.150 crore including experience of handling Variation orders, claims of the contractor and there appropriate disposal for at least 2 projects.

(e) Handled at least one Arbitration cases in respect of any Highway/Bridge projects.

(e) Not more than 65 years of age.

(2) Preferential Qualifications.

(a) Degree in Law/PG in management/certificate course in management/ certificate course in construction management/certificate course in contract management

SUB PROFESSIONAL

A. Quantity Surveyor

He will be reporting to the Resident Engineer in day to day working and will work under his guidance and shall abide by the directions/procedures/formats of reporting and approvals settled by the Sr. Quantity Surveyor. He will be responsible for reporting all measures required to control the project cost and time over-runs. He will examine the claims of the contractor, variation orders, if any, and will prepare the progress reports as per the project requirements. For the purpose, he will be required to get the levels and quantity measurements checked in all items of works executed in different stages for calculations required for payment purpose. He will be required throughout the currency of the project.

The candidate should be a graduate in Civil Engineering with relevant experience in the field of estimating, preparation and processing of the invoices, analysing rates, checking survey details etc. of the projects. He should have about 10 years of relevant professional experience involving resource planning and scheduling, quantity survey, cost control, contract management etc in any National/State Highway Projects. He should not be more than 65years of age.

B. Tunnel Engineer:

The Tunnel Engineer shall be responsible for checking and verifying construction methodology. He shall be monitoring the construction activities.

The candidate should be a graduate Civil/Mining Engineer from a recognized university. He should have 10 years of total professional experience and should have worked for at least 5 years as Tunnel Engineer for tunnel construction projects. He should have handled at least 2 major tunnelling projects in similar capacity. He should not be more than 65 years of age.

C. Tunnel Excavation Expert:

The Tunnel Excavation Expert shall be responsible for checking and verifying the excavation plan and methodology submitted by the Contractor. He shall monitor the tunnel excavation activities including blasting.

The candidate should be a graduate civil/Mining Engineer from a recognized university. He should have 10 years of total professional experience and should have worked for at

least 5 years as Tunnel Excavation Expert for tunnel construction projects. He should have handled at least 2 major tunnelling projects in similar capacity. He should not be more than 65 years of age.

D. Tunnel Lining Expert:

The Tunnel Lining Expert shall be responsible for checking and verifying the adequacy of lining plan and methodology submitted by the Contractor. He shall monitor the tunnel lining activities including installation of water proofing layers.

The candidate should be a graduate Civil/Mining Engineer from a recognized university. He should have 10 years of total professional experience and should have worked for at least 5 years as Tunnel Lining Expert for tunnel construction projects. He should have handled at least 2 major tunnelling projects in similar capacity. He should be not more than 65 years of age.

E. Geologist:

The Geologist shall be responsible for checking and verifying the geological details submitted by the Contractor. He shall assist the Senior Geologist during the construction of the tunnel. He shall monitor the tunnel excavation activities including blasting. The candidate should have degree in Geology/applied Engineering geology preferably with exposure in Himalayan region. He should have a minimum 10 years of professional experience of geological works, out of which 5 years should be in similar capacity for tunnelling design/ construction projects. He should have handled at least 2 major tunneling projects in similar capacity. The candidate should have good understanding of rock and soil mechanics and have experience with appropriate design software. He should be not more than 65 years of age.

F. Assistant Quality cum Material Engineer:

He will be responsible for supervising all the tests to be done in different stages of construction, besides ensuring that specified tests are done as per codal stipulations and as per the specifications laid down in the contract for all the different stages of construction. He will be coordinating and controlling the support personnel placed with him and will report to the Resident Engineer and to the Team Leader/Employer's representative as and when required. He must be familiar with material property of road construction material, technical specifications and procedures of material tests and testing equipments. He should be Graduate in Civil Engineering from a recognized University. He should have Professional Experience of atleast 3 years in construction of Highways / Roads / Airfield Runways. He should also have experience as Material / Geotechnical Engineer in Construction/Construction Supervision of at least 2 Highway projects. He should not be more than 65 years of age.

G. Safety Engineer:

The Safety Engineer shall assist the Tunnel Safety Expert in checking and verifying the Safety Plan prepared by the Contractor. He will also ensure effective implementation of the Safety Plan, assist the Tunnel Safety Expert in undertaking safety audits during Construction, Operation and Maintenance of the Tunnel. He/She should be Graduate in Civil Engineering from recognized university and a Total Professional Experience of 15 years. He/She should have at least 5 years' experience in transportation tunnel safety works and Experience in similar capacity of tunnel safety audits during construction stage of at least 1 transportation tunnel projects each of which should be minimum 2.5 km in length. He/She should not more than 65 years of age. Any professional Certification from a recognized/statutory body in safety/health/shot firer/ Explosives shall be preferred.

H. Environmental Engineer:

The Candidate should be Graduate in Civil Engineering/Environmental Engineering or other relevant qualification. He should have at least 6 years experience out of which 2 years in highway projects. He should have good knowledge of MOEF guidelines/requirements for mitigation measures.

I. Assistant Bridge Engineer

The Candidate should be Graduate in Civil Engineering with 3 years experience. He should have handled at least 1 major bridge project.

J. Assistant Highway Engineer

The Candidate should be Graduate in Civil Engineering.

K. CAD Expert:

He should be Graduate/Diploma in Civil Engineering/Computer Science having experience in computer related design method for highway engineering. The incumbent should have 3 years experience and should have handled at least 1 road project.

L. Lab Technicians:

They should be at least Diploma-holders with about 5 to 6 years of experience in handling the quality control tests laboratories for road/bridge works or Graduates with more than 10 years of relevant experience in the field of testing of road/bridge projects.

M. INSTRUMENTATION AND CONTROL (SCADA) EXPERT

He will be reporting to the Team Leader and give input as and when required during the work. He should have comprehensive knowledge of application of current technologies, standards and best practices relating to SCADA system in infrastructure projects. He should have experience in CCTV, AID dynamic, LAN and WAN. The Instrumentation

and Control (SCADA) Expert shall be responsible for checking and verifying the adequacy of design, installation and maintenance of SCADA related applications and databases of the tunnel during construction as well as during operation and maintenance. He shall ensure the application of modern standard technologies and best practices relating to Tunnel SCADA system.

He should have the following qualification / experience.

(1) Essential Qualifications.

- (a) Graduate in IT/ Comp Sc./ Electrical/ Electronics/Civil/ Instrumentation/ Mechanical/Automobile from a recognized university.
- (b) Total Professional Experience of 15 years
- (c) He should have minimum of 10 years experience in system requirement, installation and commissioning of all the subsystems and equipment required for remote operation and control devices similar to SCADA in any infrastructure project
- (c) He should have handled at least 2 surveillance and security systems projects
- (d) Atleast 7 years experience in hardware configuration, system tuning, application development, documentation including operation and maintenance
- (e) Not more than 65years of age.

(2) Preferential Qualifications.

- (a) Post Graduate degree in Instrumentation & control /Industrial Automation system design /process control & instrumentation engineering/SCADA or equivalent.

N. BRIDGE & STRUCTURAL ENGINEER

The Bridge & Structural Engineer shall be responsible for checking the designs of bridges, ROBs, interchanges and any other structure to be constructed in the Project highway and supervising the works of bridges, interchanges and any other structure to be constructed by the Contractor for this project. He shall also inspect the bridge rehabilitation and repair works to be undertaken by the Contractor. He should have thorough understanding and experience with international 'best practices' of modern bridge construction technology.

He should have the following qualification / experience

1. Essential Qualifications.

- a) Graduate in Civil Engineering from a recognized University.
- b) Professional Experience of 10 years in handling Highway/Bridge projects.
- c) 5 years experience in Construction/Construction Supervision of bridge/ interchange/any other structures
- d) Experience in similar capacity in supervision of 2 Major Highway Bridges.
- e) Experience in supervision of Rehabilitation and repair of 2 nos Major Bridges.

2. Preferential Qualifications.

- a) Post Graduate Degree in Structural Engineering. He should have thorough

understanding and experience of modern bridge construction technology. viz., Precast Segmental, Balanced Cantilever Construction, Extradosed Bridge, Full Span Launching, Incremental Launching.

O. **TUNNEL VENTILATION CUM E&M EXPERT**

The Tunnel Ventilation Cum E&M Expert shall be responsible for checking and verifying the adequacy of design of Ventilation system during construction and O&M Period. He shall be responsible for checking and verifying the Specifications for Ventilation equipments. He will also monitor the installation, testing and operation and maintenance of the Ventilation equipments and system as a whole

(1) Essential Qualifications.

- (a) Graduate in Electrical/Mechanical Engineer or equivalent from a recognized university.
- (b) Total Professional Experience of 15 years
- (c) At least 7 years experience in similar capacity in construction/construction supervision of transportation tunnel projects
- (d) He should have handled in similar capacity in construction/ construction supervision of at least 3 transportation tunnel projects each of minimum 3.20 Km in length
- (e) He should have handled in similar capacity in design/DPR at least 3 transportation tunnelling projects each of minimum 3.20 Km in length
- (f) Not more than 65 years of age.

(2) Preferential Qualifications.

- (a) Post graduate Engineering in ventilation /Heating ventilation & air conditioning or equivalent.

Annexure I - Daily Inspection Report in construction period
(The format shall be modified as per direction of the Authority)

Component	Item Description	Description of inspection work carried out	Results of lab tests conducted (Test conducted, Pass/Fail)	Name of key personnel inspecting the work
1. Road works including culverts, and minor bridges	Embankment/ Sub Grade/ GSB/ WMM/ DBM/ BC			
2. Major Bridge works, Flyovers, ROB, RUB, VUP, PUP	Foundation/ Sub structure/ Super structure			
3. Approach to ROB/RUB/ Major Bridges/ Viaduct / RE wall	Foundation/ Sub structure/ Super structure			
4. Tunnel Works				

Annexure II- Daily Inspection Report in O&M period

Nature of defect/ deficiency	Defect found (Yes/No)	If defect found, Chainage & side	Compliance of previous defect (Yes/No/NA)	AE Remarks
ROADS				
Carriageway and paved shoulders				
Breach or blockade				
Pot holes				
Removal of debris				
Hard/earth shoulders, side slopes, drains and culverts				
Desilting of drains in urban/semi-urban areas				
Road side furniture including road signs and pavement marking				
Damage to shape or position; poor visibility or loss of retro-reflectivity				
Street lighting and telecom (ATMS)				
Any major failure of the system				
Faults and minor failures				
Trees and Plantation				
Obstruction in a minimum head-room of 5 m above carriageway or obstruction in visibility of road signs				
Rest areas				
Cleaning of toilets				
Defects in electrical, water and sanitary installations				
Toll plaza[s]				
Failure of toll collection equipment including ETC or lighting				
Other Project Facilities and Approach roads				
Damage or deterioration in Approach Roads, -[pedestrian facilities, truck lay-bys, bus-bays, bus- shelters, cattle crossings, Traffic Aid Posts, Medical Aid Posts and other works]				

Annexure III- Weekly Inspection Report in O&M period

Nature of defect or deficiency		Defect found (Yes/No)	If defect found, Chainage & side	Compliance of previous defect (Yes/No/NA)	AE Remarks
ROADS					
(a)	Carriageway and paved shoulders				
(i)	Breach or blockade				
(ii)	Roughness value exceeding 2,500 mm in a stretch of 1 km (as measured by a standardised roughometer/bump integrator)				
(iii)	Pot holes				
(iv)	Cracking in more than 5% of road surface in a stretch of 1 km				
(v)	Rutting exceeding 10 mm in more than 2% of road surface in a stretch of 1 km (measured with 3 m straight edge)				
(vi)	Bleeding/skidding				
(vii)	Ravelling/Stripping of bitumen surface exceeding 10 sq m				
(viii)	Damage to pavement edges exceeding 10 cm				
(ix)	Removal of debris				
(b)	Hard/earth shoulders, side slopes, drains and culverts				
(i)	Variation by more than 2% in the prescribed slope of camber/cross fall				
(ii)	Edge drop at shoulders exceeding 40 mm				
(iii)	Variation by more than 15% in the prescribed side (embankment) slopes				
(iv)	Rain cuts/gullies in slope				

Nature of defect or deficiency		Defect found (Yes/No)	If defect found, Chainage & side	Compliance of previous defect (Yes/No/NA)	AE Remarks
(v)	Damage to or silting of culverts and side drains during and immediately preceding the rainy season				
(vi)	Desilting of drains in urban/semiurban areas				
(c)	Road side furniture including road signs and pavement marking				
(i)	Damage to shape or position; poor visibility or loss of retro- reflectivity				
(d)	Street lighting and telecom (ATMS)				
(i)	Any major failure of the system				
(ii)	Faults and minor failures				
(e)	Trees and plantation				
(i)	Obstruction in a minimum head-room of 5 m above carriageway or obstruction in visibility of road signs				
(ii)	Deterioration in health of trees and bushes				
(iii)	Replacement of trees and bushes				
(iv)	Removal of vegetation affecting sight line and road structures				
(f)	Rest areas				
(i)	Cleaning of toilets				
(ii)	Defects in electrical, water and sanitary installations				
(g)	Toll plaza[s]				
(i)	Failure of toll collection equipment including ETC or lighting				
(ii)	Damage to toll plaza				
(h)	Other Project Facilities and Approach roads				

Nature of defect or deficiency		Defect found (Yes/No)	If defect found, Chainage & side	Compliance of previous defect (Yes/No/NA)	AE Remarks
(i)	Damage or deterioration in Approach Roads, -[pedestrian facilities, truck lay-bys, bus-bays, bus- shelters, cattle crossings, Traffic Aid Posts, Medical Aid Posts and other works]				
BRIDGES					
(a)	Superstructure of bridges				
(i)	Cracks				
(ii)	Spalling/scaling				
(b)	Foundations of bridges				
(i)	Scouring and/or cavitation				
(c)	Piers, abutments, return walls and wing walls of bridges				
(i)	Cracks and damages including settlement and tilting				
(d)	Bearings (metallic) of bridges				
(i)	Deformation				
(e)	Joints in bridges				
(i)	Loosening and malfunctioning of joints				
(f)	Other items relating to bridges				
(i)	Deforming of pads in elastomeric bearings				
(ii)	Gathering of dirt in bearings and joints; or clogging of spouts, weep holes and vent-holes				
(iii)	Damage or deterioration in parapets and handrails				

(iv)	Rain-cuts or erosion of banks of the side slopes of approaches				
(v)	Damage to wearing coat				

Nature of defect or deficiency		Defect found (Yes/No)	If defect found, Chainage & side	Compliance of previous defect (Yes/No/NA)	AE Remarks
(vi)	Damage or deterioration in approach slabs, pitching, apron, toes, floor or guide bunds				
(vii)	Growth of vegetation affecting the structure or obstructing the waterway				

Annexure IV- Month of survey for equipment based road condition assessment


Equipment based road inspection shall be done by the Authority's Engineer twice a year as per the month of the year defined in the following table.

However, since the first survey shall be conducted at the time of completion testing, the following modification to the schedule shall be adopted. For example, if majority of highway length (>50%) passes through a state, where defined survey months are May and November, if completion testing is conducted in April, then the first equipment based survey shall be conducted in the month of April. This shall be considered as the equipment based survey to be conducted in the month of May. The 2nd equipment based survey shall be conducted in the month of November, the 3rd survey shall be conducted in the month of May and so on. As regards FWD, the first test/survey shall be conducted at the time of completion in April. The 2nd test/survey shall be conducted in April of next year and so on.

Region	State	Survey before rains	Survey after rains
East	Bihar	May	Nov
East	Chhattisgarh	May	Nov
East	Jharkhand	May	Nov
East	Orissa	May	Nov
East	West Bengal	May	Nov
Central	Madhya Pradesh	May	Nov
NE	Arunachal Pradesh	Mar	Oct
NE	Assam	Mar	Oct
NE	Manipur	Mar	Oct
NE	Meghalaya	Mar	Oct
NE	Mizoram	Mar	Oct
NE	Nagaland	Mar	Oct
NE	Sikkim	Mar	Oct
NE	Tripura	Mar	Oct
North	Chandigarh	May	Nov
North	Delhi	May	Nov
North	Haryana	May	Nov
North	Himachal	May	Nov
North	Jammu And Kashmir	May	Nov
North	Punjab	May	Nov
North	Uttar Pradesh	May	Nov

Region	State	Survey before rains	Survey after rains
North	Uttaranchal	May	Nov
South	Andaman And Nicobar Islands	Apr	Nov
South	Andhra Pradesh	Apr	Nov
South	Karnataka	Apr	Nov
South	Kerala	Apr	Nov
South	Pondicherry	Jun	Jan
South	Tamil Nadu	Jun	Jan
West	Dadar Nagar Haveli	Apr	Oct
West	Daman And Diu	Apr	Oct
West	Goa	May	Nov
West	Gujarat	Apr	Oct
West	Maharashtra	May	Nov
West	Rajasthan	Apr	Oct

Annexure V- Monthly Progress Report in Construction Phase



**[NATIONAL HIGHWAYS &
INFRASTRUCTURE
DEVELOPMENT CORPORATION LTD.]**

Consultancy services as Authority's Engineer for Supervision of Construction of (i) Connecting road from Z-Morh Tunnel to Zojila Tunnel and (ii) 14.150 km long bi-directional tunnel across Zojila Pass on Sonamarg-Kargil section of NH-01 on EPC mode in the Union Territories of Jammu & Kashmir and Ladakh.

Authority Engineer

[NAME OF CONSULTING FIRM]

MONTHLY PROGRESS REPORT NO. [XX]

FOR THE MONTH OF: [MONTH], [YEAR]

Table of content

Contents

Page Nos.

1 Executive Summary	126
1.1 Construction progress in current month	126
1.2 Current issues and recommended actions by IE / AE	126
1.3 Strip Plan (Summary)	127
1.4 Strip Plan (Details)	128
2 Project Overview	129
2.1 Salient Features of Project	129
2.2 Project Milestones	130
2.3 Location Map	131
2.4 Key Plan	132
3 Critical Issues & Action Log	133
3.1 Pending Issues & Action Log	133
3.2 Obligations as per Contract	134
4 Physical Progress	134
4.1 Detailed Scope of Work & Physical Progress by Component	135
5 Land Acquisition and Clearance.....	136
5.1 LA Summary	136
5.2 LA Detail by CALA	136
5.3 LA Detail by Village for each CALA	136
5.4 Manpower details of CALA	137
5.5 Clearances Summary	137
5.6 Status of utilities shifting	139
6 Change of Scope	139
7 Mobilization of Resources	140
8 Financial Progress Details (for PPP projects)	140
8.1 Pen Picture - Escrow	140
8.2 Escrow details	141
9 Summary of quality control tests	142

9.1	Tests witnessed by IE/ AE	142	
9.2	Tests conducted by IE / AE	143	
10	Monitoring of maintenance obligations during construction phase.....		144
10.1	Critical issues and action log	144	
10.2	Summary of repair work	144	
10.3	Status of damages	146	
11	Safety features.....		146
11.1	Pen picture of safety features	146	
11.2	Accident Report	147	
12	Annexures		149

1 Executive Summary

1.1 Construction progress in current month

Key reporting metrics	Value/ %/ Amount
Scheduled Physical Progress (%)	
Cumulative Physical Progress upto current month (%)	
Physical Progress during current month (%)	
Financial progress (%)	
Cumulative Expenditure till date (Rs Cr)	
Tests passed as % of total tests witnessed by IE	
Tests passed as % of total tests conducted by IE	
Number of pending COS proposals	
Amount for pending COS (Rs Cr)	

1.2 Current issues and recommended actions by IE / AE

1. **Slow Progress of Structures:** The progress of structures (especially, major bridges, flyovers and ROB's) is very slow. Overall progress is only XX%. Out of the total YY underpasses not even single underpass structure and its approaches is completed so far. No bridge is open to traffic so far.
 - a. **Recommendation:** Contractor should improve the progress of structures. Request for revised work plan from Contractor including specific activities on structures.
2. **Status of Change of Scope Proposals:** Contractor has submitted Xx No. Change of Scope proposals. Yy No. of them are still pending for decision. Contractor has not submitted necessary clarifications /details for the following Changes of Scope in spite of several reminders.
 - a. **Recommendation:** Contractor to submit all pending clarifications to Authority. Authority and Contractor to expedite pending COS proposals.

1.3 Strip Plan (Summary)

1. Work front Unavailable & reason for Unavailability			2. Length completed by layer (MCW)			3. Length completed by layer (Service Road)		
	Length (km)	% Total Pending Length		Length (km)	% Total Length		Length (km)	% Total Length
Total Length			Total Length			Total Length		
Total Workfront Unavailable			Total Length Completed (Till DBM)			Total Length Completed (Till DBM)		
Pending Land Acq.			BC			BC		
Pending Clearances			DBM			DBM		
Encumbrances			WMM			WMM		
			GSB			GSB		
			Sub-Grade			Sub-Grade		
			C&G			C&G		

Detailed report

2 Project Overview

2.1 Salient Features of Project

Project Name	
NH No. (New/ Old)	
Scheme/ Phase	
Mode of the Execution (BOT Toll/ BOT Annuity/ EPC/ HAM/ Item Rate/ Others)	
No. of Lanes/ Configuration	
Length of the Project (in Km)	
Total Project Cost (in Cr)	
No. of Bypasses (Name of Town, Length)	
No. of Major Bridges (Number and Location)	
No. of Toll Plazas (Number and Location)	
No. of Fly Overs (Number and Location)	
DPR Authority's Engineer Name	
Lead & Consortium Members of Banks	
Contractor Name (SPV & Parent Company)	
Date of Award (LOA Date)	
Appointed Date	
Concession Period	
Construction Period (in Days)	
O&M Period (in Days)	
Scheduled Date of Completion	
Authority Engineer	
IE / AE Agreement Date	
IE / AE Mobilization Date	

2.2 Project Milestones

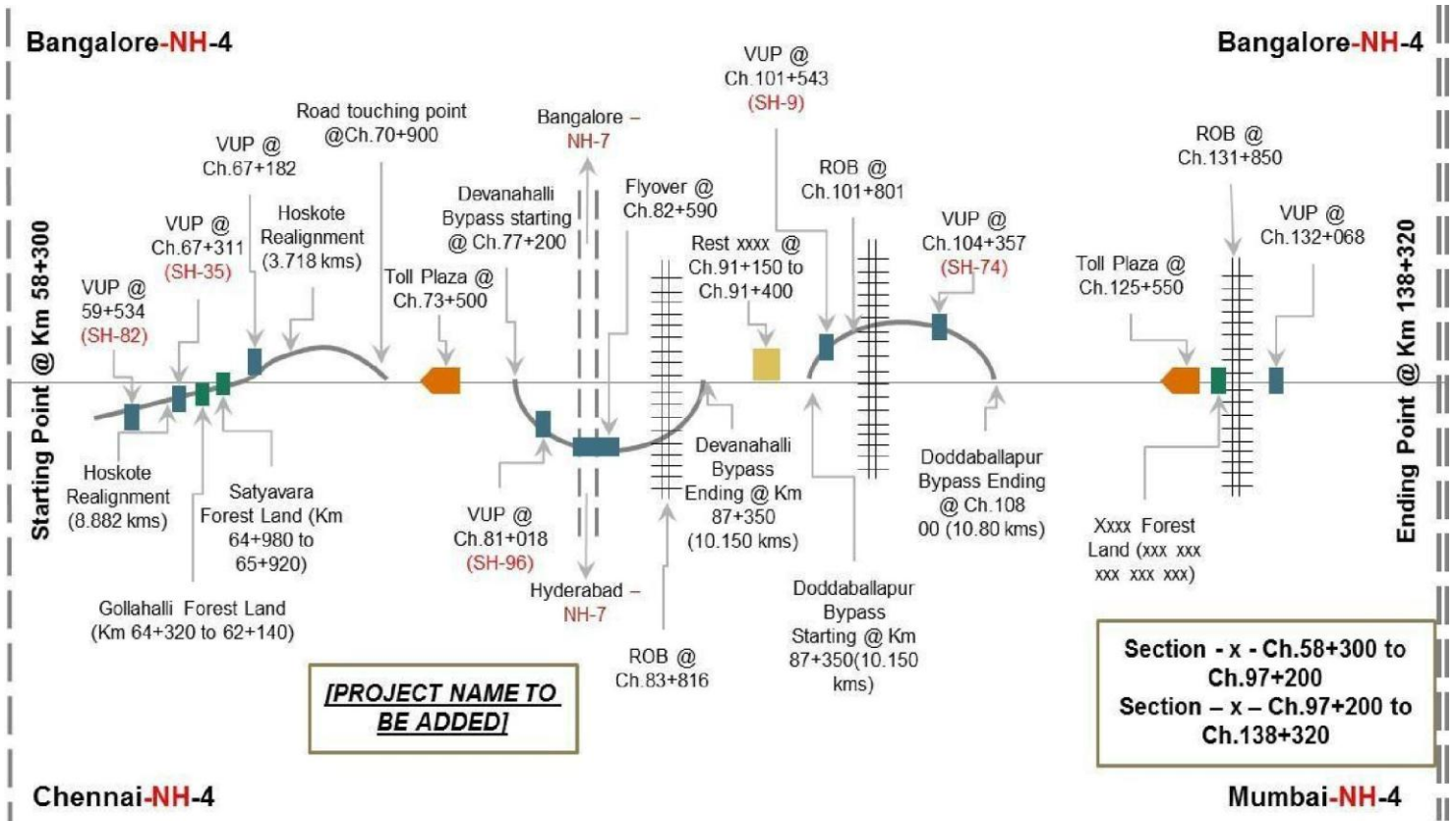
Project Milestone	Description (Days from Appointed Date)	Planned		Actual		Delay (No. of months)	Current Status
		Physial Progress (%)	Scheduled Date	Physial Progres (%)	Revised Date		
Milestone I							
Milestone II							
Milestone II							
Scheduled Completion							

2.3 Location Map

Location Map of the Project

ALL FIGURES & GRAPHS IN TEMPLATES ARE ILLUSTRATIVE. PLEASE ADD ACTUAL DETAILS

2.4 Key Plan



[Above image is illustrative only. Please include chainage and name below the axis and list of features above the axis]

3 Critical Issues & Action Log

3.1 Pending Issues & Action Log

S.No	Issue Description	Type	Ongoing/ New Issue/ Resolved	Concerned Authority	Chainage(s) affected due to the issue	Length affected (km)	Action(s) taken till now	Action(s) suggested by the AE	Expected date/ Actual Date for resolving issue
1									
2									
3									

3.2 Obligations as per Contract

Please write a summary of non-compliances of contractual obligations highlighting reasons for delay, stating pending actions and their potential risk to the project's progress and recommended actions by the IE.

- ***Critical obligation sand constraints of Contractor as per contract***
- ***Critical obligations of authority as per contract***
- ***Critical pending obligations of IE as per contract***

NOTE: Please include important issues requiring intervention of various parties, giving details and background wherever necessary

Expected Contents & Structure

4 Physical Progress

Component	% Weightage	Physical Progress (During Current Month)	Physical Progress (Cumulative), Upto Current Month)
Road Works			
Major Bridge works and ROB / RUB			
Structures			
Other Works			
Physical Progress			

4.1 Detailed Scope of Work & Physical Progress by Component

Component	Cost Weightage in Project (%)	Item Description	Cost Weightage in Component (%)	Planned in Scope (As per Scope of Work)	Progress till Date	%Physical Progress	Value of Physical Progress (7X4)
1	2	3	4	5	6	7	8
1. Road works including culverts, minor bridges, underpasses, overpasses, approaches to ROB/RUB/ Major Bridges/ Structures (but excluding service roads)							
2. Major Bridge works and ROB/RUB							
3. Structures (elevated sections, reinforced earth)							
4. Other Works							
GRAND TOTAL							

ALL FIGURES & GRAPHS IN TEMPLATES ARE ILLUSTRATIVE. PLEASE ADD ACTUAL DETAILS

5 Land Acquisition and Clearance 5.1

LA Summary

Description	Total Required (ha)	Total in possession at start (ha)	Total to be acquired (ha)
Existing ROW			
Pvt. Land To be Acquired			
Public Land To be Transferred			
Grand Total			

5.2 LA Detail by CALA

CALA	Total Land left to be Acquired (Ha)	3H Pending (ha)	3H Done (ha)	3G Pending (ha)	3G Done (ha)	3DPending (ha)	3D Done (ha)	3A Pending (Ha)	3A Done (ha)	Amount Awarded (Crore Rs.)	Amount Deposited (Crore Rs.)	Amount Disbursed by CALA (Crore Rs.)	Pending Amount (Crore Rs.)
[CALA 1]													
[CALA 2]													
[CALA 3]													
Grand Total													

5.3 LA Detail by Village for each CALA

CALA 1

Village	Total Land left to be Acquired (Ha)	3H Pending (ha)	3H Done (ha)	3G Pending (ha)	3G Done (ha)	3D Pending (ha)	3D Done (ha)	3A Pending (Ha)	3A Done (ha)	Amount Awarded	Amount Deposited (Crore Rs.)	Amount Disbursed by CALA (Rs Cr)	Pending Amount (Rs Cr)
[Village 1]													
[Village 2]													
[Village 3]													
Grand Total													

ALL FIGURES & GRAPHS IN TEMPLATES ARE ILLUSTRATIVE. PLEASE ADD ACTUAL DETAILS

5.4 Manpower details of CALA

CALA	Provided by NHIDCL / State Govt	Amins/ Surveyors	Patwaris/ Village accountant	Revenue Inspectors/ Kanungo	Tehsildars/ Dep. Tehsildars	Clerks/ Sahayaks	Accounts	Computer operators	Peons	Chainman	Total
[CALA 1]											
[CALA 1]											
[CALA 2]											
[CALA 2]											
Grand Total											

5.5 Clearances Summary

Environment				
Proposal Description	Status	Length Impacted	Current Stage	Issues/ Comments
Forest Land				
Proposal Description	Status	Length Impacted	Current Stage	Issues/ Comments

Wildlife				
Proposal Description	Status	Length Impacted	Current Stage	Issues/ Comments
Tree Cutting				
Proposal Description	Status	Length Impacted	Current Stage	Issues/ Comments
Railway (ROBs/RUBs)				
Proposal Description	Status	Length Impacted	Current Stage	Issues/ Comments

5.6 Status of utilities shifting

Utility Category	Name	Status	Length affected	Department	Date of request by Authority for estimate	Date when Estimate was Received from concerned dept.	Date of Approval by Authority RO/ HQ	Date of Deposit of supervision charge	Progress of Physical Shifting	Date of Certification from Agency for Completion	Estimate Amount	Issue/Comments
Water												
Electricity												
Others												

6 Change of Scope

S No.	Proposal Details	Date of first submission to AE	Current Status	COS Amount	ed/ Actual Date of Approval
1					
2					

7 Mobilization of Resources

S No.	Equipment Name	Make	Model	Age of Equipment	Planned/Required Quantity	Actual Quantity	Deployed During the Month	Reason(s) for Under/Over Mobilization	Expected Delay due to Under-Mobilization	Remarks

8 Financial Progress Details (for PPP projects)

8.1 Pen Picture - Escrow

TPC (Cr)	Cumulative inflow to Escrow till previous month (Cr)	Cumulative outflow from Escrow till previous month (Cr)	Inflow to Escrow during the month (Cr)	Outflow from Escrow during the month (Cr)

Are the Escrow withdrawals in accordance with the order of withdrawal as specified in the Concession Agreement?

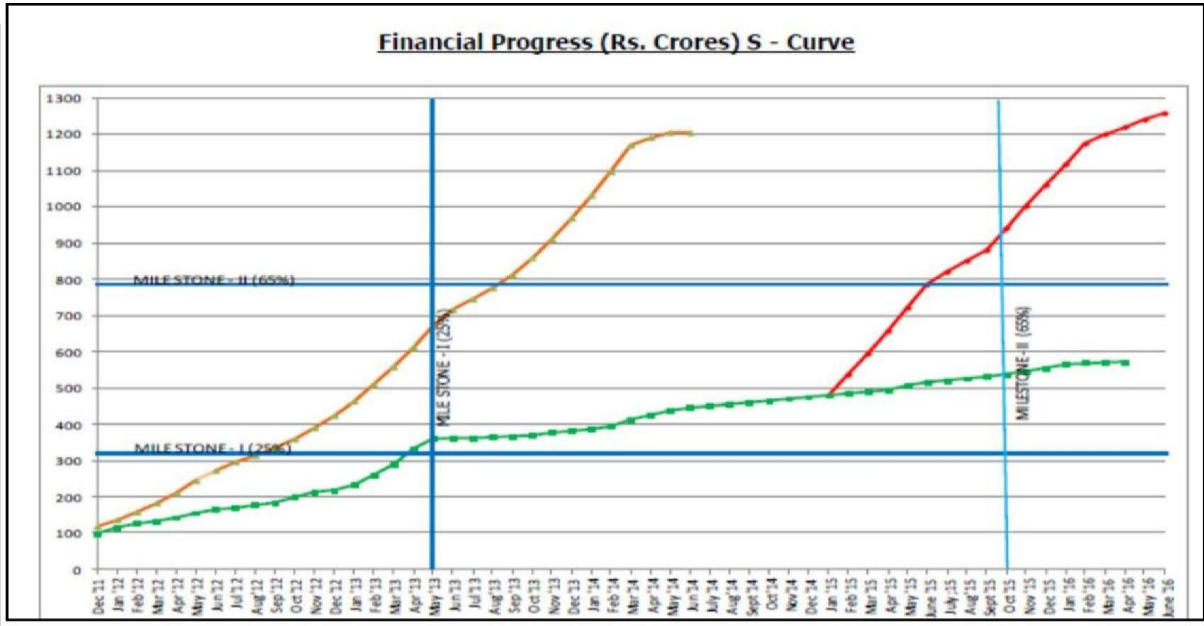
Tick as applicable

ALL FIGURES & GRAPHS IN TEMPLATES ARE ILLUSTRATIVE. PLEASE ADD ACTUAL DETAILS

If not, details to be provided below:

8.2 Escrow details

TPC (Cr)	Cumulative exp. till date (Cr)	Escrow Plan till date- Debt (BOT)(Cr)	Escrow Plan till date- Equity (BOT) (Cr)	Escrow Plan till date- VGF (BOT) (Cr)	Escrow Actual till date- Debt (BOT) (Cr)	Escrow Actual till date- Equity (BOT) (Cr)	Escrow Actual till date- VGF (BOT) (Cr)



- Cum. Scheduled Progress (Original Program)
- Cum. Scheduled Progress (New Program)
- Cum. Achieved Progress



PLEASE EXCLUDE OUTSTANDING MOBILIZATION FEE/ADVANCE IN S-CURVE

9 Summary of quality control tests 9.1 Tests witnessed by IE/ AE

Description	Frequency of tests		Unit	Total test up to Previous Month			Total test in This Month			Cumulative No. of tests			Remarks
	Nos.	Qty.		Conducted	Pas s	Fail	Conducte d	Pas s	Fail	Conducted	Pass	Fail	
Sub grade													
Granular Sub Base													
Wet Mix Macadam													
Filter material													
Concrete													
Cement													
Water													
Prime Coat													
Tack coat													
Dense Bituminous Macadam													
Bituminous Concrete													
Bitumen test													
DLC													

Steel													
-------	--	--	--	--	--	--	--	--	--	--	--	--	--

9.2 Tests conducted by IE / AE

<Quality inspection test results to be reported in a table similar to the table provided in previous section>

ALL FIGURES & GRAPHS IN TEMPLATES ARE ILLUSTRATIVE. PLEASE ADD ACTUAL DETAILS

10 Monitoring of maintenance obligations during construction phase 10.1

Critical issues and action log

SNo	Issue Description	Ongoing/New Issue	Concerned Authority	Chainage(s) affected due to the issue	Length affected (km)	Action(s) taken till now	Action(s) suggested by SC	Expected Date for resolving issue
1	Drying up of plants on median							
2	Large potholes							

10.2 Summary of repair work

SNo	Description	Unit	Total	Work done upto previous month	Work done during reporting month	Balance	Remarks
1	Carriageway and paved shoulders						
(a)	Pot Holes	Sqm					
(b)	Roughness value exceeding 2,500mm	mm					
(c)	Cracking in more than 5% of road surface	Sqm					
(d)	Rutting exceeding 10mm in more than 2% of road surface	Sqm					
(e)	Bleeding/Skidding	Sqm					
(f)	Ravelling	Sqm					

(g)	Damage to pavement edges exceeding 10cm	m					
2	Hard/Earth Shoulders						

SNo	Description	Unit	Total	Work done upto previous month	Work done during reporting month	Balance	Remarks
(a)	Rain cuts/ gullies in slope	Cum					
(b)	Edge drop at shoulders exceeding 40 mm	m					
3	Drains and culverts						
(a)	Cleaning of Culvert	Nos					
(b)	Damage to or silting of culverts						
(c)	Silting of drains in urban/ semi urban areas						
4	Road furniture						
(a)	Sign Boards	Nos					
(b)	Kilometer Stones						
(c)	Metal Beam Crash Barrier						
(d)	Bus Shelters	Nos					
(e)	Junction signs	Nos					
(f)	Median Grills	Rmt					
(g)	Studs	Nos					
(h)	Delinators	Nos					
(i)	Road Marking	Sqm					
(j)	Kerb Painting	Sqm					
(k)	Guard Posts	Nos					
5	Street lighting and telecom (ATMS)						
(a)	Street lights	Nos					
(b)	Telecom	Nos					
6	Trees and plantation						
(a)	Removal of vegetation affecting sight line and road structures	Ha					
(b)	Replacement of trees and bushes	Nos					

SNo	Description	Unit	Total	Work done upto previous month	Work done during reporting month	Balance	Remarks
7	Buildings and bridges						
(a)	Rest areas						
(b)	Toll plazas						
(c)	Bridges						

10.3 Status of damages

SNo	Period	Amount of damages (Rs)
1		
2		
3		
4		
	Total	

11 Safety features

11.1 Pen picture of safety features

Details to be provided after assessment of the site requirement vis-à-vis provisions in the Concession Agreement:

Location of Black Spots	Suggested Remedial Measures within provisions of Concession Agreement	Additional Remedial Measures (if any)	Financial implications of additional Remedial Measures for Authority(Cr.)

11.2 Accident Report

			S No	
			Date	
			Chainage no	
			Time of accident	
			Sex (M/F)	
			Accident location	A
			Nature of accident	B
			Classification of	C
			Causes	D
			Load conditions of	E
			Road condition	F
			Intersection type of	G
			Weather condition	H
			Age of victim	I
			Type of victim	J
			Type of vehicle	K
			Fatal	No of affected persons
			Major	
			Minor	
			Help provided by	

Mapping of report fields to responses

A	1. Urban 2. Rural
B	1. Overturned 2. Head On Collision 3. Hit from Back 4. Hit to Fix Object 5. Right turn Collision 6. Left turn Collision 7. Veered Out off The Road 8. Hit Pedestrian 9. Unknown/Hit & Ran Away
C	1. Fatal 2. Major injury 3. Minor injury
D	1. Drunken 2. Over Speeding 3. Vehicle out of Control 4. Driven on wrong side 5. Mechanical Problem 6. Drowsiness/Not Applicable 7. Fault of Driver
E	1. Normally Loaded 2. Overloaded/Handing 3. Empty 4. Unknown
F	1. Straight road 2. Slight Curve 3. Sharp Curve 4. Hump 5. Dip
G	1. T-Junction 2. Y-Junction 3. Four arm Junction 4. Staggered Junction 5. Junction with more than 6. Round about
H	1. Fine/Clear 2. Mist/Fog 3. Cloudy 4. Light Rain 5. Heavy Rain 6. Strong Wind 7. Dust Storm 8. Cold 9. Hot
I	1. 0-18 Years 2. 18-25 Years 3. 25-40 Years 4. 40-60 Years 5. 60-80 Years
J	1. Driver 2. Passenger 3. Pedestrian 4. Cyclist 5. Others
K	1. Two Wheeler 2. Auto Rickshaw 3. Car/Jeep 4. Bus 5. Light Truck 6. Heavy Truck 7. Tractor 8. Bicycle 9. Cycle Rickshaw 10. Hand Drawn Cart 11. Animal Drawn Cart

12 Annexures

Annex 1. Detailed List of Physical Components as per Schedule G

Component	Physical Item
Road works including culverts, minor bridges, underpasses, overpasses, approaches to ROB/RUB/ Major Bridges/ Structures (but excluding service roads)	A- Widening and strengthening of existing road
	(1) Earthwork up to top of the sub-grade
	(2) Granular work (sub- base, base, shoulders)
	(a) GSB
	(b) WMM
	(3) Shoulders
	(4) Bituminous work
	(a) DBM
	(b) BC
	(5) Rigid Pavement
	Concrete work
	(6) Widening and repair of culverts
	(7) Widening and repair of minor bridges
	B- New realignment/bypass
	(1) Earthwork up to top of the sub-grade
	(2) Granular work (sub- base, base, shoulders)
	(a) GSB
	(b) WMM
	(3) Shoulders
	(4) Bituminous work
	(a) DBM
	(b) BC
	(5) Rigid Pavement
	Concrete work
	C-New culverts, minor bridges, underpasses, overpasses on existing road, realignments, bypasses:
	(1) Culverts
	(2) Minor bridges
	(a) Foundation
	(b) Sub-structure
	(c) Super-structure (including crash barriers etc. complete)
	(3) Cattle/Pedestrian underpasses
	(a) Foundation
(b) Sub-structure	
(c) Super-structure (including crash barriers etc. complete)	
(4) Pedestrian overpasses	
(a) Foundation	
(b) Sub-structure	
(c) Super-structure (including crash barriers etc. complete)	
(5) Grade separated structures	
(a) Underpasses	

Component	Physical Item	
	(i) Foundation	
	(ii) Sub-structure	
	(iii) Super-structure (including crash barriers etc. complete)	
	(b) Overpass	
	(i) Foundation	
	(ii) Sub-structure	
	(iii) S	
	(c) Flyover	
	(i) Foundation	
	(ii) Sub-structure	
	(iii) Super-structure (including crash barriers etc. complete)	
	(d) Foot over Bridge	
	Major Bridge works and ROB/RUB	A- Widening and repairs of Major Bridges
		(1) Foundation
(a) Open Foundation		
(b) Pile Foundation/Well Foundation		
(2) Sub-structure		
(3) Super-structure (including crash barriers etc. complete)		
B- Widening and repair of		
(a) ROB		
(1) Foundation		
(2) Sub-structure		
(3) Super-structure (including crash barriers etc. complete)		
(b) RUB		
(1) Foundation		
(2) Sub-structure		
(3) Super-structure (including crash barriers etc. complete)		
C- New Major Bridges		
(1) Foundation		
(a) Open Foundation		
(b) Pile Foundation/Well Foundation		
(2) Sub-structure		
(3) Super-structure (including crash barriers etc. complete)		
D- New rail-road bridges		
(a) ROB		
(1) Foundation		
(2) Sub-structure		
(3) Super-structure (including crash barriers etc. complete)		
(b) RUB		
(1) Foundation		
(2) Sub-structure		
(3) Super-structure (including crash barriers etc. complete)		
Structures (elevated sections, reinforced	(1) Foundation	
	(2) Sub-structure	

earth)	(3)Super-structure (including crash barriers etc. complete)
Component	Physical Item
	(4) Reinforced Earth Wall (includes Approaches of ROB, Underpasses, Overpasses, Flyover etc.
	(i) Service roads/ Slip Roads
	(ii) Toll Plaza
	(iii) Road side drains
	(iv) Road signs, markings, km stones, safety devices,
	(a) Road signs, markings, km stones,
	(b) Concrete Crash Barrier/ W-Beam Crash Barrier in Road work
	(v) Project facilities
	(a) Bus bays
	(b) Truck lay-byes
	(c) Rest areas
	(vi) Repairs to bridges/structures
	(vii) Road side plantation
	(viii) Protection works
	(a) Boulder Pitching on slopes
	(b) Toe/Retaining wall
	(ix) Tunnel
	(a) Excavation
	(b) Construction of support system including rock bolting,
	(c) On complete completion of tunnel
	(x) Miscellaneous


* The above list is illustrative and may require modification as per the actual scope of the work

Annex 2. Onwards

IE / AE should include comments, status update, data points and reports in following annexures which have not been included elsewhere in the main report. Such reports may include but not limited to:

- Review status of drawings/ design reports
- Review status of other documents
- Minutes of review meeting
- Detailed Inspection report of project highway
- Correspondence details
- Weather report
- Organizational chart of Contractor / Contractor and IE / AE
- List of lab equipment
- Details of user complaints
- Project photographs

Annexure VI- Monthly Progress Report in O&M Phase



**[NATIONAL HIGHWAYS &
INFRASTRUCTURE
DEVELOPMENT CORPORATION
LTD.]**

Consultancy services as Authority's Engineer for Supervision of Construction of (i) Connecting road from Z-Morh Tunnel to Zojila Tunnel and (ii) 14.150 km long bi-directional tunnel across Zojila Pass on Sonamarg-Kargil section of NH-01 on EPC mode in the Union Territories of Jammu & Kashmir and Ladakh.

Authority Engineer
[NAME OF CONSULTING FIRM]

MONTHLY STATUS REPORT NO. [XX]

FOR THE MONTH OF: [MONTH], [YEAR]

Table of content

Contents Nos.		Page
1	Executive Summary.....	156
1.1	Overall road condition	156
1.2	Key reporting metrics	156
1.3	Key maintenance activities undertaken	156
1.4	Pending issues	157
1.5	Recommended actions by Authority Engineer	157
1.6	Strip Plan for maintenance	158
2	Project Overview	159
2.1	Key project details	159
2.2	Location Map	160
2.3	Key plan	161
2.4	RoW availability	161
2.5	Summary of project features	162
3	Critical Issues and Action taken.....	163
3.1	Issue and action log	163
3.2	Summary of items (Cumulative Observations/ Deficiencies)	163
3.3	Obligations as per contract	165
3.4	Major maintenance and Inspection schedule	166
4	Inspection Report.....	167
4.1	Summary of NCR issued	167
4.2	Equipment based inspection report	167
5	Monitoring of ETC lanes	169
5.1	Monthly ETC Report	169
5.2	On-ground infrastructure report	169
5.3	On-ground ETC operations and SLA adherence	170
6	Status of Damages for breach of maintenance activities	170

6.1 Damages for non completion of project facilities	170
6.2 Damages for breach of maintenance activities	171
6.3 Damages for non completion of major maintenance/ periodic overlay	171
7 Change of Scope proposals	172
8 Status of pending disputes	172
9 Reports	173
9.1 Monthly Toll Collection Report (Applicable only if project highway is tolled)	173
9.2 Accident Report	174
9.3 Details of complaints	176
9.4 Encroachment list	177
9.5 Lane Closure Report	177
10 Annexures	178

All figures and graphs in templates are illustrative. Please add actual details.

1 Executive Summary 1.1

Overall road condition

Road condition	LHS	RHS
Satisfactory road condition	40 km	20 km
Poor road condition	50 km	70 km
Total length of project	90 km	90 km

1.2 Key reporting metrics

Key metrics	Value/Amount
No of pending NCRs	35
Damages amount recommended on Contractor (Rs Cr)	Rs 5.9 Cr
No of pending Change of Scope proposals	2
No of pending disputes	2
Monthly toll collection (Rs Cr) (If applicable)	Rs 3.8 Cr
No of accidents	12
No of encroachments	47

1.3 Key maintenance activities undertaken

Asset	Maintenance activities undertaken
Pavement	☐ Concessionaire has commenced the work for renewal and repair of pavement on the project highway w.e.f 14th September 2016
Shoulder	
Drainage	☐ Cleaning of drainage in built up areas n progress
Median	
Road furniture	☐ Concessionaire has taken up repairs and maintenance of MCB and electric poles, etc on issuance of NCPs from Authority Engineer
Bridges	
Buildings	☐ As per provisions of CA and policy decided by MoRTH/<Agency>, 2 ETC lanes at each toll plaza have been operationalised w.e.f. 25th September 2016. The connectivity of ETC lanes with Central Clearing House (CCH) has been achieved and presently ETC lanes are operationalized in Hybrid Mode due to less number of tags purchased by highway users
Horticulture	☐ Planting of new trees from Chainage 200+300 to 226+650 ☐ Trimming of plants which were causing obstruction to highway users

1.4 Pending issues

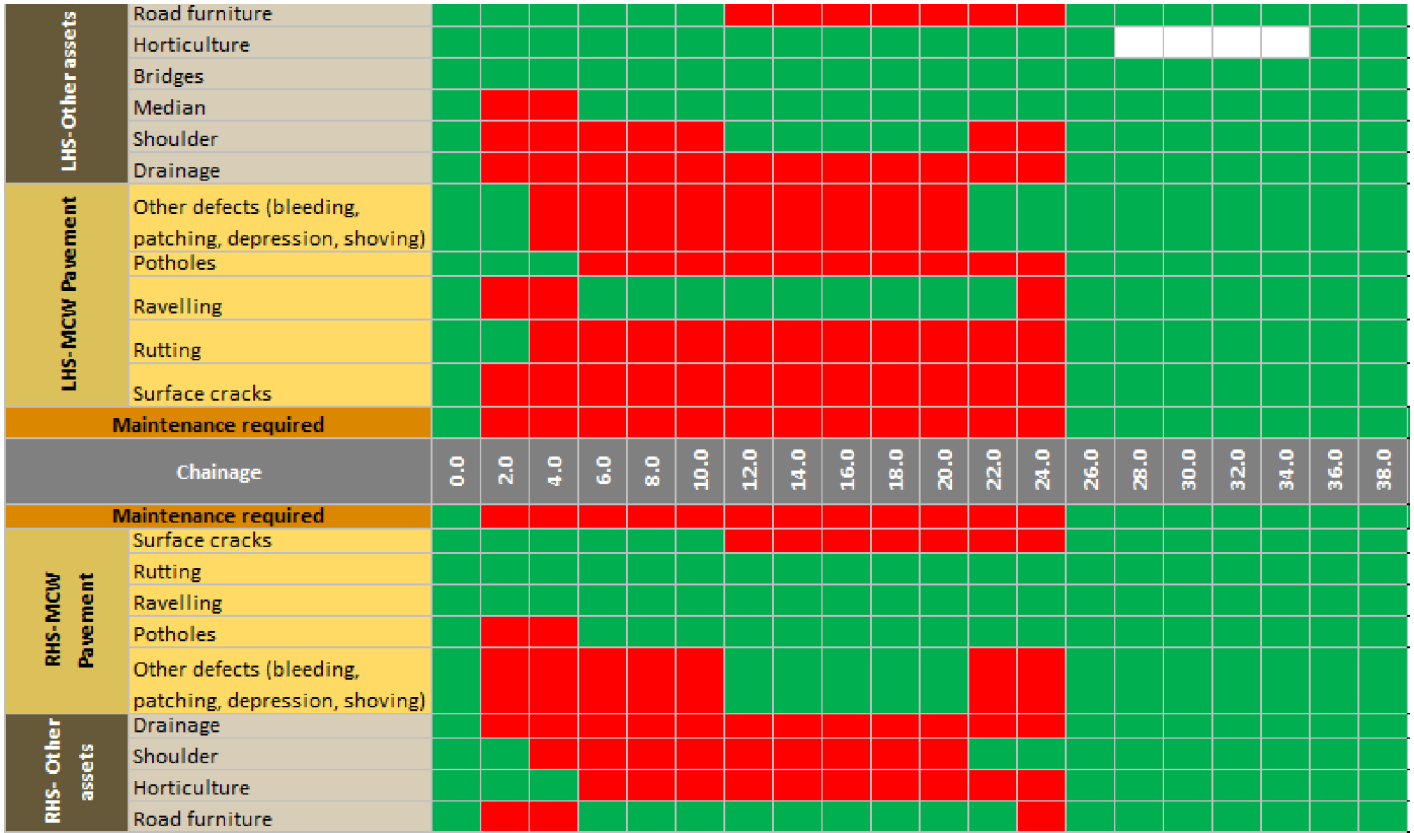
- Overlay on the entire stretch of project length of 252 km and service roads has not been taken up by Contractor yet since the date of completion of overlay is due in next 25 days
- Over all progress is very slow regarding repair of potholes and rutting on Main Carriageway which is causing inconvenience to highway users and is also a concern from road safety point of view.
- Street lighting in
 - **Anantapur bypass** completed on main carriageway and is energized but for service roads street lighting is pending on both sides
 - **Kurnool bypass** erection of poles only completed in main carriageway not yet energized till to date, but for service roads not started

1.5 Recommended actions by Authority Engineer

- In spite of the repeated requests, there is no material change in status of works pertaining to repairs/ rectifications of defects on the project highway. AE has recommended the damages of Rs 5.9 Cr on the Contractor on account of delay in repairs of defects in road and bridge works in terms of the provision of Clause 15.8.1 of the Concession Agreement. Contractor shall be liable for imposition of further damages on similar lines till the date of completion
- Contractor is requested to take at most care for completing the overlay before 31.03.2017 since the existing road condition is getting deteriorated day by day causing much inconvenience to the traffic

All figures and graphs in templates are illustrative. Please add actual details.

1.6 Strip Plan for maintenance



Satisfactory road condition (Maintenance not required)	
Poor road condition (Maintenance required)	

All figures and graphs in templates are illustrative. Please add actual details.

Main report

1 Project Overview

2.1 Key project details

Project Name	
NH no (New/Old)	
Mode of the Project	
No. of Lanes	
Length of the Project	
Total Project Cost	
Contractor/ Contractor	
Date of Award (LOA date)	
Appointed Date	
Commercial Operation Date (COD)	
Concession Period	
O&M Period	
Authority Engineer	
AE Agreement Date	
AE Mobilization Date	
AE Scheduled Completion Date	
AE EOT (Extension Of Time)	

All figures and graphs in templates are illustrative. Please add actual details.

2.2 Location Map



2.5 Summary of project features

SNo	Particulars	Value
1	No of flyovers	2
2	Service Road	45
3	ROBs	5
4	ROB location (chainage)	261.975, 299.606, 350.547, 396.135 & 420.302
5	RUBs	0
6	RUB location (chainage)	NA
7	No of Bypass	7
8	Length of Bypass	43
9	No of Major Bridges	7
10	No of Minor Bridges	67
11	No of Culvert	640
12	No of VUP	16
13	No of PUP/ Cattle Underpass	12
14	No of Major Intersection/ Junction	22
15	No of Toll Plaza	3
16	Location of Toll Plaza (chainage)	
17	No of Truck Laybye	30
18	No of Bus Bays	122
19	No of Wayside Amenities	0
20	Location of Wayside Amenities (chainage)	NA

All figures and graphs in templates are illustrative. Please add actual details.

3 Critical Issues and Action taken 3.1

Issue and action log

SNo	Issue Description	Ongoing/New Issue	Concerned Authority	Chainage(s) affected due to the issue	Length affected (km)	Action(s) taken till now	Action(s) suggested by SC	Expected Date for resolving issue
1	Drying up of plants on median	Ongoing	Concessionaire	325+200 to 327+800	2.6	Irregular watering	Replacement of plants and daily watering	NA
2	Large potholes	New	Concessionaire	387+300 LHS	0.1	None	Filling of potholes	<DD/MM M>

All figures and graphs in templates are illustrative. Please add actual details.

3.2 Summary of items (Cumulative Observations/ Deficiencies)

SNo	Description	Unit	Total	Work done upto previous month	Work done during reporting month	Balance	Remarks
1	Carriageway and paved shoulders						
	Pot Holes	Sqm	42	-	-	42	
	Roughness value exceeding	mm					
(c)	Cracking in more than 5% of road surface	Sqm	7179	-	-	7179	
(c)	Rutting exceeding 10mm in more than 2% of road surface	Sqm	5	-	-	5	
(e)	Bleeding/Skidding	Sqm					
(f)	Ravelling	Sqm					
(g)	Damage to pavement edges exceeding 10cm	m					
2	Hard/Earth Shoulders						

(a)	Rain cuts/ gullies in slope	Cum	650	25	-	625	
-----	-----------------------------	-----	-----	----	---	-----	--

SNo	Description	Unit	Total	Work done upto previous month	Work done during reporting month	Balance	Remarks
(b)	Edge drop at shoulders exceeding 40 mm	m					
3	Drains and culverts						
(a)	Cleaning of Culvert	Nos	1	-	-	1	
(b)	Damage to or silting of culverts						
(c)	Silting of drains in urban/ semi urban areas						
4	Road furniture						
a)	Sign Boards	Nos	456	-	-	456	
b)	Kilometer Stones						
(c)	Metal Beam Crash Barrier						
(d)	Bus Shelters	Nos	72	4	-	68	
(e)	Junction signs	Nos	26	8	-	18	
(f)	Median Grills	Rmt	894	-	-	894	
(g)	Studs	Nos	5328	-	-	5328	
(h)	Delinators	Nos	8236	-	-	8236	
(i)	Road Marking	Sqm	1899	-	-	1899	
(j)	Kerb Painting	Sqm	4575	-	-	4575	
(k)	Guard Posts	Nos	3657	-	-	3657	
5	Street lighting and telecom (ATMS)						
(a)	Street lights	Nos					
(b)	Telecom	Nos					
6	Trees and plantation						
(a)	Removal of vegetation affecting sight line and road structures	Ha	77.42	-	3.57	73.85	
(b)	Replacement of trees and bushes	Nos	15072	-	-	15072	
7	Buildings and bridges						
	Rest areas						
	Toll plazas						

(c)	Bridges						
-----	---------	--	--	--	--	--	--

3.3 Obligations as per contract

Please write a summary of contractual obligations of Contractor and non-compliances of critical obligations highlighting reasons for delay and stating pending actions

- Critical obligations of Contractor as per contract
- Non compliances of critical contractual obligations

3.4 Major maintenance and Inspection schedule

Item	Responsibility	Last completed on	Due date
Major maintenance	Contractor	[DD/MM/YY]	[DD/MM/YY]
Periodic overlay	Contractor	[DD/MM/YY]	[DD/MM/YY]
Pavement inspection using NSV	Authority Engineer	[DD/MM/YY]	[DD/MM/YY]
Roughness using Laser Profilometer	Authority Engineer	[DD/MM/YY]	[DD/MM/YY]
Pavement strength using FWD	Authority Engineer	[DD/MM/YY]	[DD/MM/YY]
Bridge inspection using MBIU	Authority Engineer	[DD/MM/YY]	[DD/MM/YY]
Road sign inspection using Reflectometer	Authority Engineer	[DD/MM/YY]	[DD/MM/YY]
Other			

All figures and graphs in templates are illustrative. Please add actual details.

4 Inspection Report

4.1 Summary of NCR issued

SNo	Highway asset	Total NCR issued till previous month (A)	NCR issued in reporting month (B)	NCR closed in reporting month (C)	Balance NCR (A+B-C)
1	Pavement	48	12	25	35
2	Shoulder	7	0	3	4
3	Drainage				
4	Median				
5	Road furniture				
6	Bridges				
7	Buildings				
8	Horticulture				
9	[Other assets]				
	Total				

4.2 Equipment based inspection report

Starting Chainage	Ending Chainage	Lane number	Pavement Surface Defects							Roughness	Pavement Strength		
			Cracks (cm)	Potholes (cm)	Raveling (cm)	Bleeding (cm)	Rutting depth (mm)	Texture depth (mm)	Skid Resistance		IRI (International Roughness Index)	Elastic Modulus Bituminous E1	Elastic Modulus
0.000	0.500	L1	2X10	20X35	2.5X1.2	4X12	25	1.4		4.23	7110	34	14
0.500	1.000	L1	3X5	10X15	1.5X0.8	3X10	24	1.8		2.68	7430	36	15
1.000	1.500	L1											

Report of equipment based inspection needs to be provided as an Annexure to monthly report as per the defined frequency. Following documents/media to be submitted for equipment based inspection.

- Video footage of all cameras installed on Network Survey Vehicle- ROW cameras and pavement camera
- Network Survey Vehicle report capturing dimensions of following key metrics of pavement

→ Crack

- Potholes
 - Raveling
 - Bleeding
 - Rutting
 - Texture depth
 - Skid resistance
 - Roughness (IRI)
- Falling Weight Deflectometer (FWD) report capturing following key metrics of pavement strength
- Deflection Bowl (Transient Deflections at seven different points)
 - Corrected Elastic Modulus Bituminous E1
 - Corrected Elastic Modulus Granular E2
 - Corrected Elastic Modulus Subgrade E3
 - Subgrade CBR
 - Bituminous layer coefficient A1
 - Base layer coefficient A2
 - Granular base layer coefficient A3
 - Modified structural number
- Mobile Bridge Inspection Report (MBIU) capturing following key metrics of bridges
- Condition Approach
 - Condition Signs
 - Condition Debris
 - Condition Joint
 - Condition Deck
 - Condition Rails
 - Condition Protect
 - Condition Stream
 - Condition Superstructure
 - Condition Piers
 - Condition Abutment
- Retro reflectometer report capturing following key metrics of road furniture
- Coefficient of retroreflected luminance RA (night time retroreflection) of road traffic signs

All figures and graphs in templates are illustrative. Please add actual details.

5 Monitoring of ETC lanes

5.1 Monthly ETC Report

TYPE OF VEHICLE			For Corresponding month of previous year		For Previous Month		For Current Month		
			No of vehicles	Fee Collected	No of vehicles	Fee Collected	Fee per vehicle	No of vehicles	Fee Collected
A	Car	Total	3845	384500	4659	465,900.00	100	4289	428,900.00
B	LCV	Total	1521	243360	1312	209,920.00	160	1399	223,840.00
C	Bus	Total	2404	793386	2284	765,207.00	201	2349	786,915.00
D	Truck	Total	1603	528924	1523	510,138.00	134	1566	524,610.00
E	3 Axle	Total	18990	6836400	16310	5,953,150.00	365	15127	5,521,355.00
F	MAV	Total	16119	8381880	21111	11,188,830.00	530	18790	9,958,700.00
G	Over Size	Total	1	630	27	17,280.00	640	36	23,040.00
Total for the Month			49844	18,050,618	52963	19,898,834		49016	18,265,661

5.2 On-ground infrastructure report

Total number of plaza lanes =

Total number of dedicated ETC lanes =

Total number of hybrid lanes =

SNo	Description	Total units	Units working	Units damaged/missing	Equipment owner/provider	Equipment as per specifications (Y/N)	Remarks
1	Hardware						
(a)	Over-head transceiver	4	3	1	ABC Co.	Y	
(b)	Hand-held reader						
(c)	Lane controller						
	AVC						
	Camera						
	Weigh-in-motion						
	Static weigh bridge						
	Any other items						
2	Softwares						

SNo	Description	Total units	Units working	Units damaged/missing	Equipment owner/provider	Equipment as per specifications (Y/N)	Remarks
	Software — Lane/ Plaza level						
	TMS						
	Any other items						

5.3 On-ground ETC operations and SLA adherence

Lane	Average queue length during peak time	Average queue length during non peak time	Average Transaction time (cash)	Average transaction time (RFID)	Average transaction time (cards)	Average transaction time (wallet)	Average transaction time (others)
Lane 1	10 vehicles	5 vehicles	15 seconds	10 seconds	20 seconds	25 seconds	UPI 20 seconds
Lane 2							
Lane 3							

- Average system uptime = 80%
- Transactions uploaded (as per SLA) = 80%
- Blacklists uploaded (as per SLA) = 50%
- Blacklists downloaded (as per SLA) = 85%

6 Status of Damages for breach of maintenance activities 6.1

Damages for non completion of project facilities

SNo	Period	Amount of damages (Rs)
1	Upto June 2016	15,00,35,000
2	Jul 2016	2,00,88,000
3	Aug 2016	2,00,88,000
4	Sep 2016	1,94,40,000
	Total	20,96,51,000

Supporting Calculations for damages for Sep 2016

- No of days in Sep = 30
- Performance security is Rs 64,80,00,000
- As per CA Clause 12.3.2 damages payable is 0.1% of performance security per day = Rs 6,48,000

- Total damages payable = 30 X 6,48,000 = Rs 1,94,40,000

6.2 Damages for breach of maintenance activities

SNo	Period	Amount of damages (Rs)
1	Upto June 2016	1,00,35,000
2	Jul 2016	6.63,196

S No	Nature of defect	Unit	Total Quantity	Rate	Cost o repair as estimated	Damages as per CA	Damages at higher side	Date of inspection	No of days as per CA	Damages from	No of days damages	Damages amount

3	Aug 2016	6,63,196
4	Sep 2016	52,22,444
	Total	1,65,83,836

Supporting Calculations for damages for reporting month

6.3 Damages for non completion of major maintenance/ periodic overlay

SNo	Period	Amount of damages (Rs)
1	June 2016	6,48,000
2	Jul 2016	2,00,88,000
3	Aug 2016	2,00,88,000
4	Sep 2016	1,94,40,000
	Total	6,02,64,000

Supporting Calculations for damages for Sep 2016

- No of days in Sep = 30
- Performance security is Rs 64,80,00,000
- As per CA Clause 12.3.2 damages payable is 0.1% of performance security per day = Rs 6,48,000

- Total damages payable = $30 \times 6,48,000 = \text{Rs } 1,94,40,000$

All figures and graphs in templates are illustrative. Please add actual details.

7 Change of Scope proposals

SN o	Proposal Details	Date of first submission to AE	Current status	COS Amount	Expected/ Actual date of approval
1	Construction of [Flyover Name] at [Chainage]	[DD/MM/YYYY]	Approved in principle by Authority. Detailed quantities in proper order yet to be submitted	[+/-Amount]	[DD/MM/YY Y Y]
2	Nallah diversion through box culvert at [Chainage]	[DD/MM/YYYY]	Clarifications to be submitted by Contractor, expected date [DD/MM/YYYY]	[+/- Amount]	[DD/MM/YY Y Y]

8 Status of pending disputes

SN	Dispute Details	Date of first submission to AE	Suggested resolution by AE	Dispute Amount (if applicable)	Current stage
1	Increased tollable length to be applicable in toll fee calculations	[DD/MM/YYYY]	No merit in increasing tollable length hence no action required by NHIDCL	NA	SAROD
2	Filling stations energized without obtaining NOC from ministry	[DD/MM/YYYY]	NHIDCL to consider the Contractor's request for intervention and assistance	[+/- Amount]	B/w Concessionaire and NHIDCL

All figures and graphs in templates are illustrative. Please add actual details.

9 Reports

9.1 Monthly Toll Collection Report (Applicable only if project highway is tolled)

TYPE OF VEHICLE			For Corresponding month of previous year		For Previous Month		For Current Month		
			No of vehicles	Fee Collected	No of vehicles	Fee Collected	Fee per vehicle	No of vehicles	Fee Collected
A	Car	Single	3845	384500	4659	465,900.00	100	4289	428,900.00
		Return	1506	218370	1972	295,800.00	150	1758	263,700.00
		Local	769	38450	979	48,950.00	50	1029	51,450.00
B	LCV	Single	1521	243360	1312	209,920.00	160	1399	223,840.00
		Return	134	31490	162	38,880.00	240	132	31,680.00
		Local	1683	134640	1838	147,040.00	80	1461	116,880.00
C	Bus	Single	2404	793386	2284	765,207.00	201	2349	786,915.00
		Return	359	177903	173	87,567.00	303	203	102,717.00
		Local	277	45738	205	34,782.00	102	318	54,060.00
D	Truck	Single	1603	528924	1523	510,138.00	134	1566	524,610.00
		Return	240	118602	116	58,378.00	202	136	68,478.00
		Local	185	30492	136	23,188.00	68	212	36,040.00
E	3 Axle	Single	18990	6836400	16310	5,953,150.00	365	15127	5,521,355.00
		Return	131	70740	34	18,700.00	550	37	20,350.00
		Local	69	12420	84	15,540.00	185	131	24,235.00
F	MAV	Single	16119	8381880	21111	11,188,830.00	530	18790	9,958,700.00
		Return	2	1550	20	15,800.00	790	35	27,650.00
		Local	6	1560	18	4,770.00	265	8	2,120.00
G	Over Size	Single	1	630	27	17,280.00	640	36	23,040.00
		Return		0	0	-	965		-
		Local		0	0	-	320		-
Total for the Month			49844	18,050,618	52963	19,898,834		49016	18,265,661

9.2 Accident Report

All figures and graphs in templates are illustrative. Please add actual details.

			S No	
		1/1/17	Date	
		382/050 RHS	Chainage no	
		05:25 pm	Time of accident	
			Sex (M/F)	
		2	Accident location	A
		2	Nature of accident	B
		3	Classification of accident	C
		4	Causes	D
		1	Load conditions of vehicle	E
		1	Road condition	F
			Intersection type of control	G
		1	Weather condition	H
		3	Age of victim	I
		1	Type of victim	J
		3	Type of vehicle	K
			Fatal	No of affected persons
		1	Major	
		1	Minor	

		Ambu	Help provided by
--	--	------	------------------

Mapping of report fields to responses

A	1. Urban 2. Rural
B	1. Overturned 2. Head On Collision 3. Hit from Back 4. Hit to Fix Object 5. Right turn Collision 6. Left turn Collision 7. Veered Out off The Road 8. Hit Pedestrian 9. Unknown/Hit & Ran Away
C	1. Fatal 2. Major injury 3. Minor injury
D	1. Drunken 2. Over Speeding 3. Vehicle out of Control 4. Driven on wrong side 5. Mechanical Problem 6. Drowsiness/Not Applicable 7. Fault of Driver
E	1. Normally Loaded 2. Overloaded/Handing 3. Empty 4. Unknown
F	1. Straight road 2. Slight Curve 3. Sharp Curve 4. Hump 5. Dip
G	1. T-Junction 2. Y-Junction 3. Four arm Junction 4. Staggered Junction 5. Junction with more than 6. Round about Junction
H	1. Fine/Clear 2. Mist/Fog 3. Cloudy 4. Light Rain 5. Heavy Rain 6. Strong Wind 7. Dust Storm 8. Cold 9. Hot
I	1. 0-18 Years 2. 18-25 Years 3. 25-40 Years 4. 40-60 Years 5. 60-80 Years
J	1. Driver 2. Passenger 3. Pedestrian 4. Cyclist 5. Others
K	1. Two Wheeler 2. Auto Rickshaw 3. Car/Jeep 4. Bus 5. Light Truck 6. Heavy Truck 7. Tractor 8. Bicycle 9. Cycle Rickshaw 10. Hand Drawn Cart 11. Animal Drawn Cart

All figures and graphs in templates are illustrative. Please add actual details.

9.3 Details of complaints

SNo	Toll plaza	Complaint No	Date	Name of the person	Contact details of person	Details of complaint	Compliance by the Contractor
1		81	8/9 /2016	Mr. Shailendra Gurjar, LIG-44, RSS mohalla, Shivaji Nagar, Bhopal (M.P.)		Mr. Shailendra Complaints regarding Pot holes on the Highway may cause accidents.	Pot holes are repaired
2		82	10/9/2016	Dr. Anil Diwakar, HIG Swarganga Complex Bus Stand Seoni (M.P.)		Dr. Diwakar complaints that presence of Animals and also Pot holes on road are obstructing the driving which may cause accidents.	Animals are continuously drivenout from the Road by the Highway Patrolling team Pot holes are repaired.
3		83	11/9/2016	Maj. Sidharth, 238 Fd wksp C/o-56 APO		Maj. Sidharth while travelling in personal car wants Exemption from Toll Fee on production of I.D. Card	The Exemption under Indian Toll (Army and Air force) Act 1901, to army personnel travelling in private vehicle may be given if on Govt. duty with requisite pass as specified in the Indian Toll (Army and Air Force Rules, 1942)

All figures and graphs in templates are illustrative. Please add actual details.

9.4 Encroachment list

SNo	Stretch Chainage (km)	Side (LHS/RHS)	District/ Tehsil	Village	Encroachment type (Temporary/ Permanent)	Category (Tea stall, Temple, etc)	Establishment (New/ existing)	Distance from road edge (m)	Encroachment width and length	Name of Encroacher
1	212+50 0	LHS	Kurnool	Kurnool	Temporary	Tea stall	New	7	5mX3.5m	Vijay Kumar Reddy
2	213+20 0	RHS	Kurnool	Dinnedevara Padu	Permanent	Godown	Existing	5	10.5m X 4m	Buddana

9.5 Lane Closure Report

S.No	Date	Chainage (Km)		Side	Time of Closure	Reasons for Lane Closure & Approval Details	Remarks
		From	To				
1	9/9/2016	2150+30	2150+35	RHS	1 pm-4pm	Patch work	

10 Annexures

Annexure 1: Detailed visual inspection report of project highway

Assets to be covered- Pavement, Shoulder, Drainage, Median, Bridges, Road furniture, Buildings, Horticulture, Service Road


SNo	NCP/ SNo	Date of issue	Description of defect	Chainage	Side	AE Remarks
1	311	15.08.2016	Potholes	311+200	LHS	To be repaired
2	312	15.08.2016	Cracking	311+500	RHS	To be filled immediately
3						
4						

Annexure 2 onwards:

AE should include comments, status update, data points and reports in following annexures which have not been included elsewhere in the main report. Such reports may include but not limited to:

- Minutes of review meeting
- Correspondence details
- Weather report
- Organizational chart of Contractor and AE
- Project photographs

**Annexure VII-OUTPUT FORMAT FROM NETWORK SURVEY VEHICLE AND
FWD
TESTING**



**[NATIONAL HIGHWAYS & INFRASTRUCTURE
DEVELOPMENT CORPORATION LTD.]**

Consultancy services as Authority's Engineer for Supervision of Construction of (i) Connecting road from Z-Morh Tunnel to Zojila Tunnel and (ii) 14.150 km long bi-directional tunnel across Zojila Pass on Sonamarg-Kargil section of NH-01 on EPC mode in the Union Territories of Jammu & Kashmir and Ladakh.

Authority Engineer
[NAME OF CONSULTING FIRM]

OUTPUT FROM NETWORK SURVEY VEHICLE AND FWD TESTING

Table of contents

Contents	Page Nos.
SECTION ROAD INVENTORY DATA	161
1	
1.1. Location Reference Post (LRP) Master	161
1.2. Carriageway Type	162
1.3. Road Type	162
1.4. Pavement Type	163
1.5. Pavement Width	164
1.6. Shoulder Type	165
1.7. Shoulder Width	166
1.8. Topography	166
1.9. Cross Section	167
1.10. Drain Type	168
1.11. Median Opening	169
1.12. Right Of Way	170
1.13. Pavement composition	171
1.14. Carriageway Furniture	173
1.15. Wayside Amenities	174
1.16. Land Use	175
SECTION 2 ROAD CONDITION DATA	176
2.1. Visual condition	176
2.2. Roughness	179
2.3. Rutting	180
2.4. Texture Depth	181
2.5. Skid Resistance	182
2.6. Falling Weight Deflectometer (FWD)	183
2.7. Falling Weight Deflectometer (FWD) Rigid	187

Annexure VII: OUTPUT FORMAT FROM NETWORK SURVEY VEHICLE AND FWD TESTING (SECTION 1: TESTING AT TIME OF COMPLETION, SECTION 2: FWD ATTRIBUTES - ANNUALLY, BALANCE PARAMETERS BIANNUALLY AFTER CONSTRUCTION PHASE)

In addition to the reports being submitted on equipment based inspection as specified in Section 4.2 of the Monthly Progress Report in the O&M phase, the Authority Engineer (AE) shall submit electronically in excel (.xls) format certain key parameters to the Project Director in the following format.

Worksheets under Section 1 ('Road inventory data') shall be updated from surveys conducted only once at the time of completion testing. Worksheets under Section 2 ('Road condition data') shall be updated from surveys carried out annually for FWD attributes and biannually for the remaining attributes.

The fields to be updated in each of the worksheets are described below. Each description is followed by an example of data for a sample project.

SECTION 1 - ROAD INVENTORY DATA

Road inventory data consists of parameters which provide basic information about roads such as pavement type, number of lanes, topography, etc. These parameters are largely static in nature, and therefore a survey to update this dataset shall be conducted only once at the time of completion testing. The road inventory data shall be used to update specific worksheets listed below.

1.1 Location Reference Post (LRP) Master

The following table lists the fields which need to be populated for the 'LRP Master' attribute. The descriptions of the fields are given below.

Field	Description	Example
NH Number	New National Highway number	NH0065
LRP Name	Name of location reference post (LRP)	Km stone 17
Chainage	Chainage of the survey point (in km)	17
Direction	Direction of survey <input type="checkbox"/> Increasing (chainage) <input type="checkbox"/> Decreasing (chainage)	Increasing
Latitude	Latitude of survey point	9.98897
Longitude	Longitude of survey point	78.02671
Survey Date	Date of survey in the format <DD-MM-YYYY>	06-05-17
Old NH Number	Old National Highway number	NH0065
Section Code	Code indicating starting and ending locations of section	HYD-VIJ (Hyderabad-

A sample output is shown below for reference

NH Number	LRP Name	Chainage	Direction	Latitude	Longitude	Altitude	Survey Date	Old NH Number	Section Code
NH0xx	Road Start	1.230	Increasing	9.98897	78.0267	63.0776	23-12-	NH0yyy	ABC-
NH0xx	Km Stone	8.000	Increasing	9.98444	78.0293	68.6012	23-12-	NH0yyy	ABC-
NH0xx	Km Stone	8.030	Increasing	9.98341	78.0300	68.1552	23-12-	NH0yyy	ABC-
NH0xx	Km Stone	9.008	Increasing	9.98107	78.0307	65.1715	23-12-	NH0yyy	ABC-
NH0xx	Km Stone	12.012	Increasing	9.96328	78.0416	56.0343	23-12-	NH0yyy	ABC-
NH0xx x	Km Stone 17	17.085	Increasing	9.95385	78.0525 5	56.2474 8	23-12- 15	NH0yyy	ABC- DEF

1.2 Carriageway Type

The following table lists the fields which need to be populated for the 'Carriageway Type' attribute. The descriptions of the fields are given below.

Field	Description	Example
NH Number	New National Highway number	NH0065
Section Code	Code indicating starting and ending locations of section	HYD-VIJ (Hyderabad-Vijayawada)
Start Chainage	Chainage of the start point (in km)	0.500
End Chainage	Chainage of the end point (in km)	1.500
Carriageway Type	Type of carriageway, classified into one of the below categories: <input type="checkbox"/> Divided <input type="checkbox"/> Undivided	Divided
Survey Date	Date of survey in the format <DD-MM-YY>	06-05-17
Latitude	Latitude of survey point	9.98897
Longitude	Longitude of survey point	78.02671

A sample output is shown below for reference

NHNumber	Section	Start Chainage	End Chainage	Carriageway Type	Date of Survey	Latitude	Longitude
NH00xx	ABC-DEF	0.000	0.794	Undivided	06-05-17	9.98897	78.02671
NH00xx	ABC-DEF	0.794	1.000	Undivided	06-05-17	9.98444	78.02934
NH00xx	ABC-DEF	1.000	2.810	Undivided	06-05-17	9.98341	78.03004
NH00xx	ABC-DEF	2.810	4.335	Undivided	06-05-17	9.98107	78.03078
NH00xx	ABC-DEF	4.335	6.666	Undivided	06-05-17	9.96328	78.04160
NH00xx	ABC-DEF	6.666	12.906	Undivided	06-05-17	9.95385	78.05255

1.3 Road Type

The following table lists the fields which need to be populated for the 'Road Type' attribute. The descriptions of the fields are given below.

Field	Description	Example
NH Number	New National Highway number	NH0065
Section Code	Code indicating starting and ending locations of section	HYD-VIJ (Hyderabad-Vijayawada)
Start Chainage	Chainage of the start point (in km)	0.500
End Chainage	Chainage of the end point (in km)	1.500
Road Type	Classification of road on basis of number of lanes <input type="checkbox"/> Single Lane <input type="checkbox"/> Two Lane <input type="checkbox"/> Intermediate Lane <input type="checkbox"/> Four Lane <input type="checkbox"/> Six Lane	Four Lane
Survey Date	Date of survey in the format <DD-MM-YY>	06-05-17
Latitude	Latitude of survey point	9.98897
Longitude	Longitude of survey point	78.02671

A sample output is shown below for reference:

NHNumber	Section	Start Chainage	End Chainage	RoadType	Date of Survey	Latitude	Longitude
NH00xx	ABC-DEF	0.000	0.794	Two Lane	06-05-17	9.98897	78.02671
NH00xx	ABC-DEF	0.794	1.000	Two Lane	06-05-17	9.98444	78.02934
NH00xx	ABC-DEF	1.000	2.810	Two Lane	06-05-17	9.98341	78.03004
NH00xx	ABC-DEF	2.810	4.335	Two Lane	06-05-17	9.98107	78.03078
NH00xx	ABC-DEF	4.335	6.666	Two Lane	06-05-17	9.96328	78.04160
NH00xx	ABC-DEF	6.666	12.906	Two Lane	06-05-17	9.95385	78.05255

1.4 Pavement Type

The following table lists the fields which need to be populated for the 'Pavement Type' attribute. The descriptions of the fields are given below.

Field	Description	Example
NH Number	New National Highway number	NH0065
Section Code	Code indicating starting and ending locations of section	HYD-VIJ (Hyderabad-Vijayawada)
Start Chainage	Chainage of the start point (in km)	0.500
End Chainage	Chainage of the end point (in km)	1.500
Direction	Direction of survey <input type="checkbox"/> Increasing (chainage) <input type="checkbox"/> Decreasing (chainage)	Increasing

Pavement Type	Classification of pavement based on type of surface:	Asphalt
---------------	--	---------

Field	Description	Example
	<input type="checkbox"/> Asphalt <input type="checkbox"/> Cement concrete	
Survey Date	Date of survey in the format <DD-MM- xxx >	06-05-17
Latitude	Latitude of survey point	9.98897
Longitude	Longitude of survey point	78.02671

A sample output is shown below for reference:

NHNumber	Section	Start Chainage	End Chainage	Direction	Pavement Type	Date of Survey	Latitude	Longitude
NH00xx	ABC-DEF	0.000	0.804	Both	Asphalt	06-05-17	9.98897	78.02671
NH00xx	ABC-	0.804	1.000	Both	Asphalt	06-05-17	9.98444	78.02934
NH00xx	ABC-DEF	1.000	1.172	Both	Asphalt	06-05-17	9.98341	78.03004
NH00xx	ABC-DEF	1.172	2.821	Both	Asphalt	06-05-17	9.98107	78.03078
NH00xx	ABC-	2.821	4.350	Both	Asphalt	06-05-17	9.96328	78.04160
NH00xx	ABC-DEF	4.350	6.710	Both	Asphalt	06-05-17	9.95385	78.05255
NH00xx	ABC-	6.710	12.925	Both	Asphalt	06-05-17	9.93102	78.05648

1.5 Pavement Width

The following table lists the fields which need to be populated for the 'Pavement Width' attribute. The descriptions of the fields are given below.

Field	Description	Example
NH Number	New National Highway number	NH0065
Section Code	Code indicating starting and ending locations of section	HYD-VIJ (Hyderabad-Vijayawada)
Start Chainage	Chainage of the start point (in km)	0.500
End Chainage	Chainage of the end point (in km)	1.500
Direction	Direction of survey <input type="checkbox"/> Increasing (chainage) <input type="checkbox"/> Decreasing (chainage)	Increasing
Pavement Width	Width of the pavement in metres, classified into one of the below categories >= 3.75m and < 5.5m >5.5m and < 7m >= 7m and < 10.5m >=10.5m and <=12.5m > 12.5m	>7m and <10.5m

Pavement Width Value	Width of the pavement in metres, rounded to two places after decimal	7.0
----------------------	--	-----

Field	Description	Example
Survey Date	Date of survey in the format <DD-MM- YY>	06-05-17
Latitude	Latitude of survey point	9.98897
Longitude	Longitude of survey point	78.02671

A sample output is shown below for reference:

NH Number	Section Code	Start Chainage	End Chainage	Direction	Pavement Width	Pavement Width Value	Survey Date	Latitude	Longitude
NH00xx	ABC-DEF	0.000	0.794	Both	7 - 10.5 m	7.00	06-05-17	9.98897	78.02671
NH00xx	ABC-DEF	0.794	1.000	Both	7 - 10.5 m	7.00	06-05-17	9.98444	78.02934
NH00xx	ABC-DEF	1.000	2.810	Both	7 - 10.5 m	7.00	06-05-17	9.98341	78.03004
NH00xx	ABC-DEF	2.810	4.335	Both	7 - 10.5 m	7.00	06-05-17	9.98107	78.03078
NH00xx	ABC-DEF	4.335	6.666	Both	7 - 10.5 m	7.00	06-05-17	9.96328	78.04160
NH00xx	ABC-DEF	6.666	12.906	Both	7 - 10.5 m	7.00	06-05-17	9.95385	78.05255

1.6 Shoulder Type

The following table lists the fields which need to be populated for the 'Shoulder Type' attribute. The descriptions of the fields are given below.

Field	Description	Example
NH Number	New National Highway number	NH0065
Section Code	Code indicating starting and ending locations of section	HYD-VIJ (Hyderabad-Vijayawada)
Start Chainage	Chainage of the start point (in km)	0.500
End Chainage	Chainage of the end point (in km)	1.500
Direction	Direction of survey Increasing (chainage) Decreasing (chainage)	Increasing
Shoulder Type	Type of shoulder, classified into one of the below categories: None Paved Gravel Earth	Gravel
Survey Date	Date of survey in the format <DD-MM- YY>	06-05-17
Latitude	Latitude of survey point	9.98897
Longitude	Longitude of survey point	78.02671

A sample output is shown below for reference:

NH Number	Section Code	Start Chainage	End Chainage	Direction	Shoulder Type	Survey Date	Latitude	Longitude
-----------	--------------	----------------	--------------	-----------	---------------	-------------	----------	-----------

NHNumber	SafinCode	Start Chainage	End Chainage	Direction	ShoulderType	Survey Date	Latitude	Longitude
NH00xx	ABC-DEF	0.000	0.763	Increasing	No Shoulder	09-01-16	9.98897	78.02671
NH00xx	ABC-DEF	0.763	0.834	Increasing	Gravel	09-01-16	9.98444	78.02934

NH00xx	ABC-DEF	0.834	1.254	Increasing	Gravel	09-01-16	9.98341	78.03004
NH00xx	ABC-DEF	1.254	2.945	Increasing	Gravel	05-01-16	9.98107	78.03078
NH00xx	ABC-DEF	2.945	4.327	Increasing	Gravel	05-01-16	9.96328	78.04160
NH00xx	ABC-DEF	4.327	4.405	Increasing	Gravel	05-01-16	9.95385	78.05255
NH00xx	ABC-DEF	4.405	6.844	Increasing	Gravel	05-01-16	9.93102	78.05648
NH00xx	ABC-DEF	6.844	9.359	Increasing	Gravel	05-01-16	9.91229	78.04961
NH00xx	ABC-DEF	9.359	12.966	Increasing	Gravel	05-01-16	9.89041	78.03458

1.7 Shoulder Width

The following table lists the fields for the 'Shoulder Width' attribute, which need to be populated. The descriptions of the fields are given below.

Field	Description	Example
NH Number	New National Highway number	NH0065
Section Code	Code indicating starting and ending locations of section	HYD-VIJ (Hyderabad-Vijayawada)
Start Chainage	Chainage of the start point (in km)	0.500
End Chainage	Chainage of the end point (in km)	1.500
Direction	Direction of survey Increasing (chainage) Decreasing (chainage)	Increasing
Shoulder Width	Width of the shoulder in metres, classified into one of the below categories No shoulder < 1m >= 1m and <= 2m > 2m	< 1m
Shoulder Width	Width of the shoulder in metres, rounded to one place after decimal	0.5
Survey Date	Date of survey in the format <DD-MM-YY>	06-05-17
Latitude	Latitude of survey point	9.98897
Longitude	Longitude of survey point	78.02671

A sample output is shown below for reference:

NH Number	Section Code	Start Chainage	End Chainage	Direction	Shoulder Width	Shoulder Width	Survey Date	Latitude	Longitude
NH0xxx	ABC-DEF	0.000	0.785	Increasing	No Shoulder	0.0	03-01-16	9.98897	78.02671
NH0xxx	ABC-DEF	0.785	2.612	Increasing	No Shoulder	0.0	03-01-16	9.98444	78.02934
NH0xxx	ABC-	2.612	3.170	Increasing	1-2m	2.0	03-01-16	9.98341	78.03004
NH0xxx	ABC-	3.170	5.194	Increasing	1-2m	2.0	03-01-16	9.98107	78.03078
NH0xxx	ABC-	5.194	6.793	Increasing	1-2m	2.0	03-01-16	9.96328	78.04160

NH0xxx	ABC-	6.793	11.404	Increasin	1-2m	2.0	03-01-16	9.95385	78.05255
--------	------	-------	--------	-----------	------	-----	----------	---------	----------

1.8 Topography

The following table lists the fields which need to be populated for the 'Topography' attribute. The descriptions of the fields are given below.

Field	Description	Example
NH Number	New National Highway number	NH0065
Section Code	Code indicating starting and ending locations of section	HYD-VIJ (Hyderabad-Vijayawada)
Start Chainage	Chainage of the start point (in km)	0.500
End Chainage	Chainage of the end point (in km)	1.500
Topography	Topography of the road, classified into one of the below categories <input type="checkbox"/> Flat <input type="checkbox"/> Rolling <input type="checkbox"/> Hilly	Flat
Survey Date	Date of survey in the format <DD-MM-YY>	06-05-17
Latitude	Latitude of survey point	9.98897
Longitude	Longitude of survey point	78.02671

A sample output is shown below for reference:

NH Number	Section Code	Start Chainage	End Chainage	Topography	Survey Date	Latitude	Longitude
NH0xxx	ABC-DEF	0.000	0.808	Flat	05-01-16	9.98897	78.02671
NH0xxx	ABC-DEF	0.808	1.254	Flat	05-01-16	9.98444	78.02934
NH0xxx	ABC-DEF	1.254	2.828	Flat	05-01-16	9.98341	78.03004
NH0xxx	ABC-DEF	2.828	4.363	Flat	05-01-16	9.98107	78.03078
NH0xxx	ABC-DEF	4.363	6.724	Flat	05-01-16	9.96328	78.04160
NH0xxx	ABC-DEF	6.724	12.933	Flat	05-01-16	9.95385	78.05255

1.9 Cross Section

The following table lists the fields which need to be populated for the 'Cross Section' attribute. The descriptions of the fields are given below.

Field	Description	Example
NH Number	New National Highway number	NH0065
Section Code	Code indicating starting and ending locations of section	HYD-VIJ (Hyderabad-Vijayawada)
Start Chainage	Chainage of the start point (in km)	0.500
End Chainage	Chainage of the end point (in km)	1.500
Direction	Direction of survey Increasing (chainage) Decreasing (chainage)	Increasing

Cross Section	Cross section type, classified into one of the below categories	Fill
---------------	---	------

Field	Description	Example
	Cut Fill Cut and Fill Level	
Survey Date	Date of survey in the format <DD-MM- xxx	06-05-17
Latitude	Latitude of survey point	9.98897
Longitude	Longitude of survey point	78.02671

A sample output is shown below for reference:

NH Number	Section Code	Start Chainage	End Chainage	Direction	Cross Section	Survey Date	Latitude	Longitude
NH0xxx	ABC-DEF	0.000	0.822	Increasing	Level	03-01-16	9.98897	78.02671
NH0xxx	ABC-DEF	0.822	2.642	Increasing	Level	03-01-16	9.98444	78.02934
NH0xxx	ABC-DEF	2.642	3.199	Increasing	Level	03-01-16	9.98341	78.03004
NH0xxx	ABC-DEF	3.199	5.360	Increasing	Level	03-01-16	9.98107	78.03078
NH0xxx	ABC-DEF	5.360	5.715	Increasing	Fill	03-01-16	9.96328	78.04160
NH0xxx	ABC-DEF	5.715	6.941	Increasing	Level	03-01-16	9.95385	78.05255
NH0xxx	ABC-DEF	6.941	11.163	Increasing	Level	03-01-16	9.93102	78.05648

1.10 Drain Type

The following table lists the fields which need to be populated for the 'Drain Type' attribute. The descriptions of the fields are given below.

Field	Description	Example
NH Number	New National Highway number	NH0065
Section Code	Code indicating starting and ending locations of section	HYD-VIJ (Hyderabad-Vijayawada)
Start Chainage	Chainage of the start point (in km)	0.500
End Chainage	Chainage of the end point (in km)	1.500
Direction	Direction of survey Increasing (chainage) Decreasing (chainage)	Increasing
Drain Type	Type of drain, classified into one of the below categories Open unlined drain Open lined drain Covered line drain No drain	Open lined drain
Survey Date	Date of survey in the format <DD-MM- xxx	06-05-17
Latitude	Latitude of survey point	9.98897
Longitude	Longitude of survey point	78.02671

A sample output is shown below for reference:

NHNumber	SectionCode	StartChainage	EndChainage	Direction	DrainType	SurveyDate	Latitude	Longitude
NH0xxx	ABC-DEF	0.000	0.069	Increasing	Open Unlined Drain	09-01-16	9.98897	78.02671
NH0xxx	ABC-DEF	0.069	0.782	Increasing	Open Lined Drain	09-01-16	9.98444	78.02934
NH0xxx	ABC-DEF	0.288	0.000	Decreasing	Open Unlined Drain	09-01-16	9.98341	78.03004
NH0xxx	ABC-DEF	0.782	0.846	Increasing	Open Unlined Drain	09-01-16	9.98107	78.03078
NH0xxx	ABC-DEF	0.846	1.254	Increasing	Open Unlined Drain	09-01-16	9.96328	78.04160
NH0xxx	ABC-DEF	1.254	2.265	Increasing	Open Unlined Drain	05-01-16	9.95385	78.05255
NH0xxx	ABC-DEF	1.929	0.288	Decreasing	Open Unlined Drain	09-01-16	9.93102	78.05648
NH0xxx	ABC-DEF	1.952	1.929	Decreasing	No Drain	09-01-16	9.91229	78.04961
NH0xxx	ABC-DEF	2.265	3.005	Increasing	Open Unlined Drain	05-01-16	9.89041	78.03458
NH0xxx	ABC-DEF	2.680	1.952	Decreasing	Open Unlined Drain	09-01-16	9.88489	78.02995
NH0xxx	ABC-DEF	3.005	4.424	Increasing	Open Unlined Drain	05-01-16	9.87474	78.02828
NH0xxx	ABC-DEF	3.109	2.680	Decreasing	Open Unlined Drain	09-01-16	9.87363	78.02744
NH0xxx	ABC-DEF	3.320	3.109	Decreasing	Covered Line Drain	09-01-16	9.84857	78.01535
NH0xxx	ABC-DEF	3.917	3.320	Decreasing	Open Unlined Drain	09-01-16	9.83764	78.00392
NH0xxx	ABC-DEF	4.424	4.601	Increasing	Open Unlined Drain	05-01-16	9.83711	77.98576
NH0xxx	ABC-DEF	4.601	5.693	Increasing	Open Unlined Drain	05-01-16	9.83386	77.97729

1.11 Median Opening

The following table lists the fields which need to be populated for the 'Median Opening' attribute. The descriptions of the fields are given below.

Field	Description	Example
NH Number	New National Highway number	NH0065
Section Code	Code indicating starting and ending locations of section	HYD-VIJ (Hyderabad-Vijayawada)
Start Chainage	Chainage of the start point (in km)	0.500
End Chainage	Chainage of the end point (in km)	1.500
Direction	Direction of survey Increasing (chainage)	Increasing

Median Type	Type of median, classified into one of the below categories Raised; Depressed; Barrier; None.	Raised
-------------	---	--------

Median Width	Width of the median in metres, rounded to one place after decimal	0.5
Survey Date	Date of survey in the format <DD-MM- xxx	06-05-17
Latitude	Latitude of survey point	9.98897
Longitude	Longitude of survey point	78.02671

A sample output is shown below for reference:

NHNumber	Section Code	Start Chainage	End Chainage	Direction	Median Type	Median Width	Survey Date	Latitude	Longitude
NH00xx	ABC-DEF	0.000	0.794	Both	Raised	0.5	05-01-16	9.98897	78.02671
NH00xx	ABC-DEF	0.794	1.000	Both	Raised	0.5	05-01-16	9.98444	78.02934
NH00xx	ABC-DEF	1.000	2.810	Both	NoMedian	0.0	05-01-16	9.98341	78.03004
NH00xx	ABC-DEF	2.810	4.335	Both	Raised	1.5	05-01-16	9.98107	78.03078
NH00xx	ABC-DEF	4.335	6.666	Both	NoMedian	0.0	05-01-16	9.96328	78.04160
NH00xx	ABC-DEF	6.666	12.906	Both	NoMedian	0.0	05-01-16	9.95385	78.05255

1.12 Right Of Way

The following table lists the fields which need to be populated for the 'Right of Way' attribute. The descriptions of the fields are given below.

Field	Description	Example
NH Number	New National Highway number	NH0065
Section Code	Code indicating starting and ending locations of section	HYD-VIJ (Hyderabad-Vijayawada)
Start Chainage	Chainage of the start point (in km)	0.500
End Chainage	Chainage of the end point (in km)	1.500
Direction	Direction of survey Increasing (chainage) Decreasing (chainage)	Increasing
Row Width	Width of Right of Way (in metres)	24
Remarks		
Survey Date	Date of survey in the format <DD-MM- xxx	06-05-17
Latitude	Latitude of survey point	9.98897
Longitude	Longitude of survey point	78.02671

A sample output is shown below for reference:

NHNumber	Section Code	Start Chainage	End Chainage	Direction	ROW Width	Remarks	Survey Date	Latitude	Longitude
NH0xxx	ABC-DEF	0.000	1.000	Increasing	28		05-05-15	9.98897	78.02671
NH0xxx	ABC-DEF	1.000	2.000	Increasing	24		05-05-15	9.98444	78.02934
NH0xxx	ABC-DEF	2.000	3.000	Increasing	30		05-05-15	9.98341	78.03004
NH0xxx	ABC-DEF	3.000	4.000	Increasing	26		05-05-15	9.98107	78.03078
NH0xxx	ABC-DEF	4.000	11.000	Increasing	24		05-05-15	9.96328	78.04160

1.13 Pavement composition

The following table lists the fields which need to be populated for the 'Pavement composition' attribute. The descriptions of the fields are given below.

Field	Description	Example
NH Number	New National Highway number	NH0065
Section Code	Code indicating starting and ending locations of section	HYD-VIJ (Hyderabad-Vijayawada)
Start Chainage	Chainage of the start point (in km)	0.500
End Chainage	Chainage of the end point (in km)	1.500
Direction	Direction of survey Increasing (chainage) Decreasing (chainage)	Increasing
Pavement Type	Type of pavement Asphalt Cement concrete	Asphalt
Bituminous Surface Course	Type of bituminous surface course	BC
Bituminous Surface Course	Thickness of BSC layer in mm	40
BSC Construction Year	Year of construction of BSC layer in flexible pavements	2015
Bituminous Base Course	Type of bituminous base course	DBM
Bituminous Base Course Thickness	Thickness of BBC layer in mm	100
BBC Construction Year	Year of construction of BBC layer in flexible pavements	2015
Granular Base Type	Type of granular base	WMM
Granular Base Thickness	Thickness of GB layer in mm	250
GB Construction Year	Year of construction of GB layer in flexible pavements	2015
Pavement Quality	Type of pavement quality concrete	PQC
Pavement Quality Concrete Thickness	Thickness of PQC layer in mm	300
PQC Construction Year	Year of construction of PQC layer in rigid pavements	2015
Dry Lean Concrete	Thickness of DLC layer in mm	100
Dry Lean Concrete Type	Type of dry lean concrete	DLC
DLC Construction Year	Year of construction of DLC layer in rigid pavements	2015
Granular Sub Base Type	Type of granular sub base	GSB
Granular Sub Base Thickness	Thickness of GSB layer in mm	200
GSB Construction Year	Year of construction of GSB layer	2014
Design CBR	Design CBR of the subgrade, expressed in %	5%

Survey Date	Date of survey in the format <DD-MM-YY>	06-05-17
Latitude	Latitude of survey point	9.98897
Longitude	Longitude of survey point	78.02671

A sample output is shown below for reference:

NH No.	Section Code	Start Chainage	End Chainage	Direction	Pavement Type	Bituminous Surface Course Type	Bituminous Surface Course Thickness	BS C Construction Year	Bituminous Base Course	Bituminous Base Course Thickness	BB C Construction	Granular Base Type	Granular Base Thickness
NH00x	ABC-	0.0	5.0	Both side	Asphalt	BC	40.0	2015	DBM	100	2015	WMM	250
NH00x	ABC-	5.0	11.0	Both side	Asphalt	BC	40.0	2015	DBM	80	2015	WMM	250
NH00x	ABC-	11.0	20.0	Both side	Asphalt	SDBC	25.0	2015	BM	115	2015	WMM	250
NH00x	ABC-	20.0	22.0	Both side	Asphalt	BC	40.0	2015	DBM	100	2015	WMM	250
NH00x	ABC-	22.0	30.0	Both side	Asphalt	SDBC	25.0	2015	BM	115	2015	WMM	250
NH00x	ABC-	30.0	31.0	Both side	Asphalt	BC	40.0	2015	DBM	100	2015	WMM	250

(table continued...)

GB Construction Year	Pavement Quality Concrete Type	Pavement Quality Concrete Thickness	PQC Construction Year	Dry Lean Concrete Thickness	Dry Lean Concrete Type	DLC Construction Year	Granular SubBase Type	Granular SubBase Thickness	GSB Construction Year	Design CBR	Survey Date	Latitude	Longitude
2015	NA	NA	NA	NA	NA	NA	GSB	300	2015	5%	0155	9.99	78.03
2015	NA	NA	NA	NA	NA	NA	GSB	300	2015	5%	0155	9.98	78.03
2015	NA	NA	NA	NA	NA	NA	GSB	300	2015	5%	0155	9.98	78.03
2015	NA	NA	NA	NA	NA	NA	GSB	300	2015	5%	0155	9.98	78.03
2015	NA	NA	NA	NA	NA	NA	GSB	300	2015	5%	0155	9.96	78.04
2015	NA	NA	NA	NA	NA	NA	GSB	300	2015	5%	0155	9.95	78.05

1.14 Carriageway Furniture

The following table lists the fields which need to be populated for the 'Carriageway Furniture' attribute. The descriptions of the fields are given below.

Field	Description	Example
NH Number	New National Highway number	NH0065
Section Code	Code indicating starting and ending locations of section	HYD-VIJ (Hyderabad-Vijayawada)
Chainage	Chainage of the point (in km)	0.500

Direction	Direction of survey Increasing (chainage) Decreasing (chainage)	Increasing
-----------	---	------------

Wayside Amenity Type	Wayside amenities classified into one of the below categories: Crash barriers Signs Street Lights Km stone	Road sign
Survey Date	Date of survey in the format <DD-MM- ----	06-05-17
Latitude	Latitude of survey point	9.98897
Longitude	Longitude of survey point	78.02671

A sample output is shown below for reference:

NHNumber	SectionCode	Chainage	Direction	EventType	SurveyDate	Latitude	Longitude
NH00xx	ABC-DEF	0.012	Increasing	Street Light Start	03-01-16	9.98897	78.02671
NH00xx	ABC-DEF	0.287	Increasing	Street Light End	03-01-16	9.98444	78.02934
NH00xx	ABC-DEF	2.491	Decreasing	Road Sign	03-01-16	9.98341	78.03004
NH00xx	ABC-DEF	2.708	Decreasing	Road Sign	03-01-16	9.98107	78.03078
NH00xx	ABC-DEF	3.496	Increasing	Road Sign	03-01-16	9.96328	78.04160
NH00xx	ABC-DEF	5.160	Increasing	Road Sign	03-01-16	9.95385	78.05255
NH00xx	ABC-DEF	5.356	Decreasing	Road Sign	03-01-16	9.93102	78.05648
NH00xx	ABC-DEF	8.402	Decreasing	Road Sign	03-01-16	9.91229	78.04961
NH00xx	ABC-DEF	10.966	Decreasing	Road Sign	03-01-16	9.89041	78.03458

1.15 Wayside Amenities

The following table lists the fields which need to be populated for the 'Wayside Amenities' attribute. The descriptions of the fields are given below.

Field	Description	Example
NH Number	New National Highway number	NH0065
Section Code	Code indicating starting and ending locations of section	HYD-VIJ (Hyderabad-Vijayawada)
Chainage	Chainage of the point (in km)	0.500
Direction	Direction of survey Increasing (chainage) Decreasing (chainage)	Increasing

Wayside Amenity	Wayside amenities classified into one of the below categories: Bus shelter; Culverts; Restaurant/Motel; Toilet/Public convenience; Rest Rooms for short stay; Toll Plaza; First aid/Medical centre;	Restaurant/Motel
-----------------	--	------------------

Field	Description	Example
	Telephone booth; Petrol pump/minor repair shop (optional); Police Station; Temple /Mosque; Bridges.	
Survey Date	Date of survey in the format <DD-MM- YY>	06-05-17
Data Source		
Remarks		
Latitude	Latitude of survey point	9.98897
Longitude	Longitude of survey point	78.02671

A sample output is shown below for reference:

NH Number	Section Code	Chainage	Direction	Wayside Amenity	Survey Date	Data Source	Remarks	Latitude	Longitude
NH00xx	ABC-DEF	0.650	Increasing	Restaurant/Motel	05-01-16			9.98897	78.02671
NH00xx	ABC-	1.998	Increasing	Restaurant/Motel	05-01-16			9.98444	78.02934
NH00xx	ABC-DEF	5.524	Increasing	Petrol Pump	05-01-16			9.98341	78.03004
NH00xx	ABC-DEF	11.413	Increasing	Restaurant/Motel	05-01-16			9.98107	78.03078

1.16 Land Use

The following table lists the fields which need to be populated for the 'Land Use' attribute. The descriptions of the fields are given below.

Field	Description	Example
NH Number	New National Highway number	NH0065
Section Code	Code indicating starting and ending locations of section	HYD-VIJ (Hyderabad-Vijayawada)
Start Chainage	Chainage of the start point (in km)	0.500
End Chainage	Chainage of the end point (in km)	1.500
Direction	Direction of survey Increasing (chainage) Decreasing (chainage)	Increasing
Land Use	Land use classified into one of the below categories: <ul style="list-style-type: none"> Residential; Commercial; Industrial; Agricultural; Water bodies; Mixed. 	Commercial
Survey Date	Date of survey in the format <DD-MM- YY>	06-05-17

Latitude	Latitude of survey point	9.98897
Longitude	Longitude of survey point	78.02671

A sample output is shown below for reference:

NHNumber	SectionCode	StartChainage	EndChainage	Direction	LandUse	SurveyDate	Latitude	Longitude
NH00xx	ABC-DEF	0.000	0.797	Increasing	Mixed	03-01-16	9.98897	78.02671
NH00xx	ABC-DEF	0.511	0	Decreasing	Mixed	03-01-16	9.98444	78.02934
NH00xx	ABC-DEF	0.797	2.699	Increasing	Mixed	03-01-16	9.98341	78.03004
NH00xx	ABC-DEF	0.835	0.511	Decreasing	Mixed	03-01-16	9.98107	78.03078
NH00xx	ABC-DEF	0.987	0.835	Decreasing	Mixed	03-01-16	9.96328	78.04160
NH00xx	ABC-DEF	1.641	0.987	Decreasing	Agriculture	03-01-16	9.95385	78.05255
NH00xx	ABC-DEF	2.081	1.641	Decreasing	Barren Land	03-01-16	9.93102	78.05648
NH00xx	ABC-DEF	2.378	2.081	Decreasing	Agriculture	03-01-16	9.91229	78.04961
NH00xx	ABC-DEF	2.458	2.378	Decreasing	Agriculture	03-01-16	9.89041	78.03458
NH00xx	ABC-DEF	2.699	3.234	Increasing	Agriculture	03-01-16	9.88489	78.02995

SECTION 2 - ROAD CONDITION DATA

Road condition data consists of parameters which directly affect maintenance requirements of the road. These parameters are dynamic in nature, and therefore a survey to update this dataset shall be conducted annually for FWD testing and every six months as per Annexure IV for network survey vehicle testing. The first survey shall be conducted at the time of completion testing and the remaining surveys shall be conducted as per the defined frequency.

As an example, if majority of highway length (>50%) passes through a state, where defined survey months are May and November, if completion testing is conducted in April, then the first network survey shall be conducted in the month of April. This shall be considered as the network survey to be conducted in the month of May. The 2nd survey shall be conducted in the month of November, the 3rd survey shall be conducted in the month of May and so on. As regards FWD, the first test/survey shall be conducted at the time of completion in April. The 2nd test/survey shall be conducted in April of next year and so on.

The road condition data shall be used to update specific worksheets, which are listed below.

2.1 Visual condition

The following table lists the fields which need to be populated for the 'Visual Condition' attribute. The descriptions of the fields are given below.

Field	Description	Example
NH Number	New National Highway number	NH0065

Field	Description	Example
Section Code	Code indicating starting and ending locations of section	HYD-VIJ (Hyderabad-Vijayawada)
Start Chainage	Chainage of the start point (in	0.500
End Chainage	Chainage of the end point (in	1.500
Direction	Direction of survey Increasing (chainage) Decreasing	Increasing
Lane Number	Number of the lane: L1, L2, R1, R2, etc., L1 being 1st lane on the left from centreline of carriageway, L2 being 2nd lane on the left from centerline and so on	L1
Ravelling	Percent of pavement area affected by ravelling, which is converted to the following rating scale: 1 - Very Poor (> 30%) 2 - Poor (11-30%) 3 - Fair (6-10%) 4 - Good (1-5%) 5 - Very Good (0%)	2
Pot Holes	No. of potholes, which is converted to the following rating scale: 1 - Very Poor (> 5) 2 - Poor (3-5) 3 - Fair (2) 4 - Good (1) 5 - Very Good (0)	1
Edge Break	Pavement area containing edge breaks, which is converted to the following rating scale: 1 - Very Poor (> 5m ²) 2 - Poor (1-5m ²) 3 - Fair (0.5-1m ²) 4 - Good (0-0.5m ²) 5 - Very Good (0m ²)	3
Cracking	Percent of pavement area affected by cracking, which is converted to the following rating scale: 1 - Very Poor (> 30%) 2 - Poor (21-30%) 3 - Fair (11-20%) 4 - Good (5-10%) 5 - Very Good (<5%)	3

Disintegration	Percent of pavement area affected by disintegration, which is converted to the following rating scale: 1 - Very Poor (> 50%) 2 - Poor (20-50%) 3 - Fair (10-20%) 4 - Good (1-10%) 5 - Very Good (\leq 1%)	2
----------------	---	---

Field	Description	Example
Depression	Percent of pavement area affected by depression, which is converted to the following rating scale: 1 - Very Poor (> 5%) 2 - Poor (3-5%) 3 - Fair (1-2%) 4 - Good (0-1%) 5 - Very Good (0)	5
Bleeding	Percent of pavement area affected by bleeding, which is converted to the following rating scale: 1 - Very Poor (> 50%) 2 - Poor (20-50%) 3 - Fair (10-20%) 4 - Good (1-10%) 5 - Very Good (<1%)	3
Patching	Percent of pavement area affected by patching, which is converted to the following rating scale: 1 - Very Poor (> 30%) 2 - Poor (16-30%) 3 - Fair (6-15%) 4 - Good (2-5%) 5 - Very Good (<2%)	4
Drain Condition	Condition of the drain, which is converted to the following rating scale: 1 - Poor 2 - Fair 3 - Good	2
Shoulder Condition	Condition of the shoulder, which is converted to the following rating scale: 1 - Poor 2 - Fair 3 - Good	Fair
Survey Date	Date of survey in the format <DD-MM-YY>	06-05-17
Latitude	Latitude of survey point	9.98897
Longitude	Longitude of survey point	78.02671

A sample output is shown below for reference:

NHNumber	Section	Start Chainage	End Chainage	Direction	Lane Number	Ravelling	PotHoles	EdgeBreak	Cracking
NH00xx	ABC-DEF	0.000	0.500	Increasing	L1	4	4	4	4
NH00xx	ABC-DEF	0.500	1.000	Increasing	L1	4	4	4	5
NH00xx	ABC-DEF	1.000	1.500	Increasing	L1	5	5	4	5
NH00xx	ABC-DEF	1.500	2.000	Increasing	L1	5	5	5	5

NH00xx	ABC-DEF	2.000	2.500	Increasing	L1	5	5	5	5
NH00xx	ABC-DEF	2.500	3.000	Increasing	L1	5	5	4	5
NH00xx	ABC-DEF	3.000	3.500	Increasing	L1	5	5	4	5
NH00xx	ABC-DEF	3.500	4.000	Increasing	L1	5	4	3	5

NHNumber	Section	Start Chainage	End Chainage	Direction	Lane Number	Ravelling	PotHoles	EdgeBreak	Cracking
NH00xx	ABC-DEF	4.000	4.500	Increasing	L1	4	4	4	5
NH00xx	ABC-DEF	4.500	5.000	Increasing	L1	5	5	4	5
NH00xx	ABC-DEF	5.000	5.500	Increasing	L1	5	5	4	5
NH00xx	ABC-DEF	5.500	6.000	Increasing	L1	5	5	4	5
NH00xx	ABC-DEF	6.000	6.500	Increasing	L1	5	5	4	5
NH00xx	ABC-DEF	6.500	7.000	Increasing	L1	5	5	4	5
NH00xx	ABC-DEF	7.000	7.500	Increasing	L1	5	5	5	5
NH00xx	ABC-DEF	7.500	8.000	Increasing	L1	5	5	4	5
NH00xx	ABC-DEF	8.000	8.500	Increasing	L1	5	5	4	5
NH00xx	ABC-DEF	8.500	9.000	Increasing	L1	5	5	4	5
NH00xx	ABC-DEF	9.000	9.500	Increasing	L1	5	5	4	5
NH00xx	ABC-DEF	9.500	10.000	Increasing	L1	5	5	3	5

(table continued...)

Disintegration	Depression	Bleeding	Patching	Drain Condition	ShoulderCondition	Date of Survey	Latitude	Longitude
4	4	4	4	2	2	06-05-17	9.98897	78.02671
4	4	4	4	2	2	06-05-17	9.98444	78.02934
5	5	5	4	2	2	06-05-17	9.98341	78.03004
5	5	5	5	2	2	06-05-17	9.98107	78.03078
5	5	5	5	2	2	06-05-17	9.96328	78.04160
5	5	5	5	2	2	06-05-17	9.95385	78.05255
5	5	5	5	2	3	06-05-17	9.93102	78.05648
4	4	4	4	2	3	06-05-17	9.91229	78.04961
4	4	4	4	2	2	06-05-17	9.89041	78.03458
5	5	5	5	2	2	06-05-17	9.88489	78.02995
5	5	5	5	2	2	06-05-17	9.87474	78.02828
5	5	5	5	2	2	06-05-17	9.87363	78.02744
5	5	5	5	2	2	06-05-17	9.84857	78.01535
5	5	5	5	2	2	06-05-17	9.83764	78.00392
5	5	5	5	2	2	06-05-17	9.83711	77.98576
5	5	5	5	1	2	06-05-17	9.83386	77.97729
5	5	5	5	2	2	06-05-17	9.81804	77.97875
5	5	5	5	2	2	06-05-17	9.77426	77.98129
5	4	4	4	2	2	06-05-17	9.73071	77.97999
5	5	5	3	2	2	06-05-17	9.68686	77.97017

2.2 Roughness

The following table lists the fields which need to be populated for the 'Roughness' attribute. The descriptions of the fields are given below.

Field	Description	Example
NH Number	New National Highway number	NH0065
Section Code	Code indicating starting and ending locations of section	HYD-VIJ (Hyderabad-Vijayawada)

Field	Description	Example
Start Chainage	Chainage of the start point (in km)	0.500
End Chainage	Chainage of the end point (in km)	1.500
Direction	Direction of survey Increasing (chainage) Decreasing	Increasing
LwpIri	International roughness index (IRI) of left wheel path measured from laser profilometer	2.33
RwpIri	International roughness index (IRI) of right wheel path measured from laser	1.97
LaneIri	Average of the International roughness index (IRI) of left and right wheel paths	2.15
Speed	Speed of vehicle in km/h	42
Survey Date	Date of survey in the format <DD-MM-YYYY>	06-05-17
Latitude	Latitude of survey point	9.98897
Longitude	Longitude of survey point	78.02671

A sample output is shown below for reference:

NH Number	Section Code	Start Chainage	End Chainage	Direction	Lane Number	LwpIri	RwpIri	LaneIri	Speed	Survey Date	Latitude	Longitude
NH00xx	ABC-DEF	0.0	0.1	Increasing	L1	3.31	5.16	4.24	20	06-05-17	9.98897	78.02671
NH00xx	ABC-DEF	0.1	0.2	Increasing	L1	2.81	3.54	3.18	37	06-05-17	9.98444	78.02934
NH00xx	ABC-DEF	0.2	0.3	Increasing	L1	2.31	1.92	2.12	42	06-05-17	9.98341	78.03004
NH00xx	ABC-DEF	0.3	0.4	Increasing	L1	2.17	2.37	2.27	46	06-05-17	9.98107	78.03078
NH00xx	ABC-DEF	0.4	0.5	Increasing	L1	2.11	1.72	1.92	42	06-05-17	9.96328	78.04160
NH00xx	ABC-DEF	0.5	0.6	Increasing	L1	2.33	1.97	2.15	49	06-05-17	9.95385	78.05255
NH00xx	ABC-DEF	0.6	0.7	Increasing	L1	2.37	2.00	2.19	42	06-05-17	9.93102	78.05648
NH00xx	ABC-DEF	0.7	0.8	Increasing	L1	2.15	2.17	2.16	33	06-05-17	9.91229	78.04961
NH00xx	ABC-DEF	0.8	0.9	Increasing	L1	2.45	2.05	2.25	32	06-05-17	9.89041	78.03458
NH00xx	ABC-DEF	0.9	1.0	Increasing	L1	2.18	2.51	2.35	48	06-05-17	9.88489	78.02995

2.3 Rutting

The following table lists the fields which need to be populated for the 'Rutting' attribute. The descriptions of the fields are given below.

Field	Description	Example
NH Number	New National Highway number	NH0065

Section Code	Code indicating starting and ending locations of section	HYD-VII (Hyderabad-Vijayawada)
Start Chainage	Chainage of the start point (in km)	0.500

Field	Description	Example
End Chainage	Chainage of the end point (in km)	1.500
Direction	Direction of survey Increasing (chainage) Decreasing (chainage)	Increasing
Lane Number	Number of the lane: L1, L2, R1, R2, etc., L1 being 1st lane on the left from centreline of carriageway, L2 being 2nd lane on the left from	L1
Rutting Left	Rut depth in mm, measured from left wheel path	20
Rutting Right	Rut depth in mm, measured from left wheel path	18
Rutting Avg	Average rut depth measured from left and right wheel paths	19
Speed	Speed of vehicle in km/h	42
Survey Date	Date of survey in the format <DD-MM-YYYY>	06-05-17
Latitude	Latitude of survey point	9.98897
Longitude	Longitude of survey point	78.02671

A sample output is shown below for reference:

NH Number	Section Code	Start Chainage	End Chainage	Direction	Lane Number	Rutting Left	Rutting Right	Rutting Avg	Speed	Survey Date	Latitude	Longitude
NH00xx	ABC-DEF	0.0	0.5	Increasing	L1	15	14	15	20	06-05-17	9.98897	78.02671
NH00xx	ABC-DEF	0.5	1.0	Increasing	L1	20	18	19	37	06-05-17	9.98444	78.02934
NH00xx	ABC-DEF	1.0	1.5	Increasing	L1	10	8	9	42	06-05-17	9.98341	78.03004
NH00xx	ABC-DEF	1.5	2.0	Increasing	L1	5	6	6	46	06-05-17	9.98107	78.03078
NH00xx	ABC-DEF	2.0	2.5	Increasing	L1	10	10	10	42	06-05-17	9.96328	78.04160
NH00xx	ABC-DEF	2.5	3.0	Increasing	L1	7	5	6	49	06-05-17	9.95385	78.05255
NH00xx	ABC-DEF	3.0	3.5	Increasing	L1	20	18	19	42	06-05-17	9.93102	78.05648
NH00xx	ABC-DEF	3.5	4.5	Increasing	L1	5	5	5	33	06-05-17	9.91229	78.04961
NH00xx	ABC-DEF	4.5	5.0	Increasing	L1	5	5	5	32	06-05-17	9.89041	78.03458

2.4 Texture Depth

The following table lists the fields which need to be populated for the 'Texture Depth' attribute. The descriptions of the fields are given below.

Field	Description	Example
NH Number	New National Highway number	NH0065

Section Code	Code indicating starting and ending locations of section	HYD-VIJ (Hyderabad-Vijayawada)
Start Chainage	Chainage of the start point (in km)	0.500

Field	Description	Example
End Chainage	Chainage of the end point (in km)	1.500
Direction	Direction of survey Increasing (chainage) Decreasing (chainage)	Increasing
Lane Number	Number of the lane: L1, L2, R1, R2, etc., L1 being 1st lane on the left from centreline of carriageway, L2 being 2nd lane on the left from centerline and so on	L1
Texture Left	Texture depth of pavement in mm, measured from left wheel path	0.40
Texture Right	Texture depth of pavement in mm, measured from left wheel path	0.30
Texture Average	Average texture depth measured from left and right wheel paths	0.35
Speed	Speed of vehicle in km/h	42
Survey Date	Date of survey in the format <DD-MMYYYY>	06-05-17
Latitude	Latitude of survey point	9.98897
Longitude	Longitude of survey point	78.02671

A sample output is shown below for reference:

NH Number	Section Code	Start Chainage	End Chainage	Direction	Lane Number	Texture Left	Texture Right	Texture Average	Speed	Survey Date	Latitude	Longitude
NH00xx	ABC-DEF	0.0	0.5	Increasing	L1	0.40	0.30	0.35	20	06-05-17	9.98897	78.02671
NH00xx	ABC-DEF	0.5	1.0	Increasing	L1	0.60	0.50	0.55	37	06-05-17	9.98444	78.02934
NH00xx	ABC-DEF	1.0	1.5	Increasing	L1	0.80	0.90	0.85	42	06-05-17	9.98341	78.03004
NH00xx	ABC-DEF	1.5	2.0	Increasing	L1	0.40	0.40	0.4	46	06-05-17	9.98107	78.03078
NH00xx	ABC-DEF	2.0	2.5	Increasing	L1	0.30	0.30	0.3	42	06-05-17	9.96328	78.04160
NH00xx	ABC-DEF	2.5	3.0	Increasing	L1	0.70	0.60	0.65	49	06-05-17	9.95385	78.05255
NH00xx	ABC-DEF	3.0	3.5	Increasing	L1	0.40	0.50	0.45	42	06-05-17	9.93102	78.05648
NH00xx	ABC-DEF	3.5	4.5	Increasing	L1	0.90	0.80	0.85	33	06-05-17	9.91229	78.04961
NH00xx	ABC-DEF	4.5	5.0	Increasing	L1	0.40	0.30	0.35	32	06-05-17	9.89041	78.03458

2.5 Skid Resistance

The following table lists the fields which need to be populated for the 'Skid Resistance' attribute. The descriptions of the fields are given below.

Field	Description	Example
NH Number	New National Highway number	NH0065

Section Code	Code indicating starting and ending locations of section	HYD-VIJ (Hyderabad-Vijayawada)
--------------	--	--------------------------------

Field	Description	Example
Start Chainage	Chainage of the start point (in km)	0.500
End Chainage	Chainage of the end point (in km)	1.500
Direction	Direction of survey Increasing (chainage) Decreasing (chainage)	Increasing
Lane Number	Number of the lane: L1, L2, R1, R2, etc., L1 being 1st lane on the left from centreline of carriageway, L2 being 2nd lane on the left from centerline and so on	L1
Skid Left	Skid resistance of pavement measured as skid number, measured from left wheel path	25
Skid Right	Skid resistance of pavement measured as skid number, measured from left wheel	24
Skid Average	Average skid resistance measured from left and right wheel paths	24.5
Speed	Speed of vehicle in km/h	42
Survey Date	Date of survey in the format <DD-MM-YYYY>	06-05-17
Latitude	Latitude of survey point	9.98897
Longitude	Longitude of survey point	78.02671

A sample output is shown below for reference:

NH Number	Section Code	Start Chainage	End Chainage	Direction	Lane Number	Skid Left	Skid Right	Skid Average	Speed	Survey Date	Latitude	Longitude
NH00xx	ABC-DEF	0.0	0.5	Increasing	L1	25.0	24.0	24.5	20	06-05-17	9.98897	78.02671
NH00xx	ABC-DEF	0.5	1.0	Increasing	L1	23.0	23.0	23.0	37	06-05-17	9.98444	78.02934
NH00xx	ABC-DEF	1.0	1.5	Increasing	L1	23.0	24.0	23.5	42	06-05-17	9.98341	78.03004
NH00xx	ABC-DEF	1.5	2.0	Increasing	L1	22.0	22.0	22.0	46	06-05-17	9.98107	78.03078
NH00xx	ABC-DEF	2.0	2.5	Increasing	L1	20.0	21.0	20.5	42	06-05-17	9.96328	78.04160
NH00xx	ABC-DEF	2.5	3.0	Increasing	L1	24.0	24.0	24.0	49	06-05-17	9.95385	78.05255
NH00xx	ABC-DEF	3.0	3.5	Increasing	L1	28.0	28.0	28.0	42	06-05-17	9.93102	78.05648
NH00xx	ABC-DEF	3.5	4.5	Increasing	L1	21.0	21.0	21.0	33	06-05-17	9.91229	78.04961
NH00xx	ABC-DEF	4.5	5.0	Increasing	L1	25.0	24.0	24.5	32	06-05-17	9.89041	78.03458

2.6 Falling Weight Deflectometer (FWD)

The following table lists the fields which need to be populated for the 'FWD' attribute. The descriptions of the fields are given below.

Field	Description	Example
-------	-------------	---------

NH Number	New National Highway number	NH0065
-----------	-----------------------------	--------

Field	Description	Example
Section Code	Code indicating starting and ending locations of section	HYD-VIJ (Hyderabad-Vijayawada)
Chainage	Chainage of survey point (in km)	0.500
Direction	Direction of survey Increasing (chainage) Decreasing (chainage)	Increasing
Lane Number	Number of the lane: L1, L2, R1, R2, etc., L1 being 1st lane on the left from centreline of carriageway, L2 being 2nd lane on the left from centerline and so on	L1
Air Temperature	Air temperature recorded in °C	33
Surface Temperature	Temperature of the pavement surface, recorded in °C	39.3
Peak Load	Peak impulse load, measured in kN	45.7
Deflection0	Surface deflection at the test load center, measured in micron	246
Deflection1	Surface deflection at location 1 from the test load center, measured in micron	110
Distance1	Distance of location 1 from the test load center	300
Deflection2	Surface deflection at location 2 from the test load center, measured in micron	153
Distance2	Distance of location 2 from the test load center	600
Deflection3	Surface deflection at location 3 from the test load center, measured in micron	110
Distance3	Distance of location 3 from the test load center	900
Deflection4	Surface deflection at location 4 from the test load center, measured in micron	76
Distance4	Distance of location 4 from the test load center	1200
Deflection5	Surface deflection at location 5 from the test load center, measured in micron	59
Distance5	Distance of location 5 from the test load center	1500
Deflection6	Surface deflection at location 6 from the test load center, measured in micron	44
Distance6	Distance of location 6 from the test load center	1800
Deflection7	Surface deflection at location 7 from the test load center, measured in micron	35
Distance7	Distance of location 7 from the test load center	2100
Deflection8	Surface deflection at location 8 from the test load center, measured in micron	28
Distance8	Distance of location 8 from the test load center	2400
Elastic Modulus	Elastic modulus of bituminous layer, back calculated in MPa	3359
Elastic Modulus	Elastic modulus of granular layer, backcalculated in MPa	396

Elastic Modulus	Elastic modulus of subgrade, back calculated in MPa	90
-----------------	---	----

Field	Description	Example
Corrected Elastic Modulus	Corrected elastic modulus of bituminous layer in MPa	3424
Corrected Elastic Modulus	Corrected elastic modulus of granular layer in MPa	300
Corrected Elastic Modulus SubGrade E3	Corrected elastic modulus of subgrade in MPa	69
Bituminous Layer	Thickness of bituminous layer in mm	105
Base Layer	Thickness of base layer in mm	230
GSB Layer	Thickness of GSB layer in mm	200
Subgrade CBR	CBR of subgrade	0.08
Bituminous Layer Coefficient A1	Layer coefficient of the bituminous layer	0.36
Base Layer Coefficient A 2	Layer coefficient of the base layer	0.17
Granular Base Layer Coefficient A3	Layer coefficient of the GSB layer	0.17
Structural Number	Structural number of the pavement	3.86
Modified Structural	Modified structural number including contribution from subgrade	4.85
Survey Date	Date of survey in the format <DD-MM-YY>	06-05-17
Latitude	Latitude of survey point	9.98897
Longitude	Longitude of survey point	78.02671

A sample output is shown below for reference:

NH Number	Section Code	Chainage	Direction	Lane Number	Air Temperature	Surface Temperature	Peak Load	Deflection 0	Deflection 1	Location 1	Deflection 2
NH00xx	ABC-DEF	0.500	RHS	R2	32.6	43.7	45.7	333	188	300	243
NH00xx	ABC-DEF	1.000	LHS	L1	29.9	32.6	45.4	317	163	300	217
NH00xx	A B	1.499	RHS	R1	33.0	39.3	45.7	246	110	300	153
NH00xx	ABC-DEF	2.000	LHS	L2	28.7	32.4	46.0	293	130	300	187
NH00xx	A B	2.500	RHS	R2	33.7	45.8	45.3	429	232	300	316
NH00xx	ABC-DEF	3.000	LHS	L1	29.0	33.0	45.7	343	204	300	252
NH00xx	ABC-DEF	3.500	RHS	R1	33.5	45.4	44.5	373	194	300	268
NH00xx	A B	4.010	LHS	L2	28.9	33.5	45.0	348	201	300	254

NH00xx	ABC- DEF	4.500	RHS	R2	33.3	40.3	46.0	393	241	300	301
--------	-------------	-------	-----	----	------	------	------	-----	-----	-----	-----

(table continued...)

Location 2	Deflection 3	Location 3	Deflection 4	Location 4	Deflection 5	Location 5	Deflection 6	Location 6	Deflection 7	Location 7	Deflection 8
600	180	900	128	1200	102	1500	75	1800	58	2100	42
600	158	900	104	1200	70	1500	48	1800	38	2100	28
600	110	900	76	1200	59	1500	44	1800	35	2100	28
600	126	900	81	1200	62	1500	44	1800	32	2100	23
600	227	900	152	1200	116	1500	86	1800	71	2100	58
600	196	900	144	1200	117	1500	85	1800	65	2100	48
600	187	900	118	1200	83	1500	47	1800	31	2100	22
600	198	900	135	1200	105	1500	64	1800	42	2100	26
600	231	900	162	1200	123	1500	82	1800	62	2100	46

(table continued...)

Location 8	Elastic Modulus Bituminous E1	Elastic Modulus Granular E2	Elastic Modulus SubGrade E3	Corrected Elastic Modulus Bituminous E1	Corrected Elastic Modulus Granular E2	Corrected Elastic Modulus SubGrade E3	Bituminous Layer	Base Layer	GSBLayer	Subgrade C B
2400	6213	185	100	6447	135	78	105	230	200	0.08
2400	5356	195	100	5295	143	78	105	230	200	0.08
2400	3359	396	90	3424	300	69	105	230	200	0.08
2400	4830	226	100	4770	169	78	105	230	200	0.08
2400	4570	137	97	4781	93	75	105	230	200	0.08
2400	8454	135	100	8374	91	78	105	230	200	0.08
2400	4394	165	100	4590	117	78	105	230	200	0.08
2400	7817	139	96	7762	95	74	105	230	200	0.08
2400	7666	123	95	7847	81	73	105	230	200	0.08

(table continued...)

Bituminous Layer Coefficient A1	Base Layer Coefficient A2	Granular Base Layer Coefficient A3	Structural Number	Modified Structural Number	Survey Date	Latitude	Longitude
0.45	0.13	0.13	3.68	4.82	01-07-16	9.98897	78.02671
0.42	0.13	0.13	3.56	4.70	23-06-16	9.98444	78.02934
0.36	0.17	0.17	3.86	4.85	01-07-16	9.98341	78.03004
0.41	0.14	0.14	3.65	4.79	23-06-16	9.98107	78.03078
0.41	0.11	0.11	3.24	4.34	01-07-16	9.96328	78.04160
0.49	0.11	0.11	3.58	4.72	23-06-16	9.95385	78.05255
0.40	0.12	0.12	3.34	4.48	01-07-16	9.93102	78.05648
0.48	0.12	0.12	3.67	4.75	23-06-16	9.91229	78.04961
0.48	0.11	0.11	3.53	4.59	01-07-16	9.89041	78.03458

2.7 Falling Weight Deflectometer (FWD) Rigid

The following table lists the fields which need to be populated for the 'FWD Rigid' attribute. The descriptions of the fields are given below.

Field	Description	Example
NH Number	New National Highway number	NH0065
Section Code	Code indicating starting and ending locations of section	HYD-VIJ (Hyderabad-Vijayawada)
Chainage	Chainage of the point (in km)	0.500
Direction	Direction of survey Increasing (chainage) Decreasing (chainage)	Increasing
Lane Number	Number of the lane: L1, L2, R1, R2, etc.	L2
Air Temperature	Air temperature recorded in °C	30.1
Surface Temperature	Temperature of the pavement surface, recorded in °C	39.4
Peak Load	Peak impulse load, measured in kN	103.7
Deflection1	Surface deflection at the test load center, measured in micron	140
Deflection2	Surface deflection at 300 mm from the test load center, measured in micron	121
Deflection3	Surface deflection at 600 mm from the test load center, measured in micron	108
Deflection4	Surface deflection at 900 mm from the test load center, measured in micron	101
Concrete Slab Thickness	Thickness of concrete slab, measured in mm	300
Area of Deflection Basin	Area of deflection basin, calculated from measured deflections, in cm ²	761
Radius of Relative Stiffness	Radius of relative stiffness, calculated in mm	823
Normalized Deflection1	Normalized deflection at location 1, in mm	3.1
Normalized Deflection 2	Normalized deflection at location 2, in mm	2.9
Normalized Deflection 3	Normalized deflection at location 3, in mm	2.4
Normalized Deflection 4	Normalized deflection at location 4, in mm	1.9
Modulus of Subgrade Reaction k	Modulus of subgrade reaction, measured in MPa/m	131
Elastic Modulus of Concrete Ec	Elastic modulus of concrete, calculated in MPa	26118
Cube Strength of Concrete fck	Cube strength of concrete, calculated in MPa	27
Flexural strength of concrete fmr	Flexural strength of concrete, calculated in MPa	3.7
Date Of Testing	Date of testing in the format <DD-MM-YY>	06-05-17
Latitude	Latitude of survey point	9.98897

Longitude	Longitude of survey point	78.02671
-----------	---------------------------	----------

A sample output is shown below for reference:

NHNo	Section Code	Chain-age	Direction	Lane No.	Air Temperature	Surface Temperature	Peak Load	Deflection 1	Deflection 2	Deflection 3	Deflection 4	Concrete Slab Thickness
NH00x	ABC-DEF	0.0	LHS	L2	29.0	34.9	104.1	167	143	130	119	300
NH00x	ABC-DEF	0.5	RHS	R2	30.5	38.1	104.4	141	130	122	115	300
NH00x	ABC-DEF	1.0	LHS	L1	30.0	35.6	105.2	147	111	100	91	300
NH00x	ABC-DEF	1.5	RHS	R1	28.9	38.3	102.4	140	126	116	107	300
NH00x	ABC-DEF	2.0	LHS	L2	30.1	39.4	103.7	140	121	108	101	300
NH00x	ABC-DEF	2.5	RHS	R2	29.0	37.5	104.6	150	134	126	117	300
NH00x	ABC-DEF	3.0	LHS	L1	30.6	38.9	102.7	124	109	104	92	300
NH00x	ABC-DEF	3.5	RHS	R1	29.3	39.1	105.9	149	136	128	119	300
NH00x	ABC-DEF	4.5	RHS	R2	30.3	41.0	104.9	138	127	121	114	300

(table continued...)

Area of Deflection Basin	Radius of Relative Stiffness	Normalized Deflection d1	Normalized Deflection d2	Normalized Deflection d3	Normalized Deflection d4	Modulus of Subgrade Reaction	Elastic Modulus of Concrete Ec	Cube Strength of Concrete fck	Flexural strength of concrete fmr	Date Of Testing	Latitude	Longitude
759	816	3	3	2	2	112	21590	19	3	25-06-16	9.98897	78.02671
821	1214	3	3	3	2	62	58161	135	8	28-06-16	9.98444	78.02934
684	580	3	3	2	1	246	12051	6	2	25-06-16	9.98341	78.03004
796	1014	3	3	3	2	87	39783	63	6	28-06-16	9.98107	78.03078
761	823	3	3	2	2	131	26118	27	4	25-06-16	9.96328	78.04160
800	1040	3	3	3	2	79	39908	64	6	28-06-16	9.95385	78.05255
789	971	3	3	3	2	107	41290	68	6	25-06-16	9.93102	78.05648
814	1150	3	3	3	2	66	50086	100	7	28-06-16	9.91229	78.04961
826	1257	3	3	3	2	59	64082	164	9	28-06-16	9.89041	78.03458

SECTION 7

DRAFT FORM OF CONTRACT

Note: This draft Agreement is a generic document and shall be modified based on particulars of the Project.

CONTRACT FOR CONSULTANT'S SERVICES

Between

(Name of Client)

And

(Name of Consultant)

Dated:

CONTENTS

I.	FORM OF CONTRACT	
II	GENERALCONDITIONSOFCONTRACT	
	1. General Provisions	
	1.1 Definitions	
	1.2 Relation between the Parties	
	1.3 Law Governing the Contract	
	1.4 Language	
	1.5 Headings	
	1.6 Notices	
	1.7 Location	
	1.8 Authority of Member in charge	
	1.9 Authorized Representatives	
	1.10 Taxes and Duties	
	2. Commencement, Completion, Modification, and Termination of Contract.....	
	2.1 Effectiveness of Contract	
	2.2 Termination of Contract for Failure to Become Effective	
	2.3 Commencement of Services	
	2.4 Expiration of Contract	
	2.5 Entire Agreement	
	2.6 Modification	
	2.7 Force Majeure	
	2.7.1 Definition.....	
	2.7.2 No Breach of Contract	
	2.7.3 Measures to be taken	
	2.7.4 Extension of Time	
	2.7.5 Payments	
	2.7.6 Consultation	
	2.8 Suspension.....	
	2.9 Termination	

2.9.1	By the Client
2.9.2	By the Consultants
2.9.3	Cessation of Rights and Obligations
2.9.4	Cessation of Services
2.9.5	Payment upon Termination
2.9.6	Disputes about Events of Termination
3.	Obligations of the Consultants
3.1	General
3.1.1	Standard of Performance.....
3.1.2	Law Governing Services
3.2	Conflict of Interests
3.2.1	Consultants not to Benefit from Commissions, Discounts, etc.
3.2.2	Procurement Rules of Funding Agencies
3.2.3	Consultants and Affiliates Not to Engage in certain Activities
3.2.4	Prohibition of Conflicting Activities ...
3.3	Confidentiality
3.4	Liability of the Consultants
3.5	Insurance to be Taken out by the Consultants ...
3.6	Accounting, Inspection and Auditing
3.7	Consultant's Actions requiring Client's prior Approval
3.8	Reporting Obligations
3.9	Documents prepared by the Consultants
	To Be the Property of the Client
3.10	Equipment and Materials Furnished by the Client
4.	Consultants' Personnel and Sub-consultants
4.1	General
4.2	Description of Personnel
4.3	Approval of Personnel
4.4	Working Hours, Overtime, Leave etc.
4.5	Removal and /or Replacement of Personnel
4.6	Resident Project Manager
5.	Obligations of the Client
5.1	Assistance and Exemptions

5.2	Access to Land
5.3	Change in the Applicable Law
5.4	Services, Facilities and Property of the Client
5.5	Payment
5.6	Counterpart Personnel.....
6.	Payments to the Consultants
6.1	Cost Estimates, Ceiling Amount
6.2	Remuneration and Reimbursable Expenditures...
6.3	Currency of Payment
6.4	Mode of Billing and Payment
7.	Fairness and Good Faith
7.1	Good Faith
7.2	Operation of the Contract
8.	8.1 Amicable Settlement
	8.2 Dispute Settlement
III	SPECIAL CONDITIONS OF CONTRACT

IV **APPENDICES** **Page No.**

Appendix A	: Description of the Services
Appendix B	: Reporting Requirements
Appendix C	: Key Personnel and Sub-consultants
Appendix D	: Medical Certificate
Appendix E	: Hours of Work for Key Personnel
Appendix F	: Duties of the Client
Appendix G:	Cost Estimates
Appendix H	: Form of Performance Bank Guarantee
Appendix I	: Form of Bank Guarantee for Advance Payments
Appendix J	: Letter of invitation
Appendix K	: Letter of Award
Appendix L	: Minutes of pre-bid meeting
Appendix-M	: Memorandum of Understanding (in case of JV)

V ANNEXURES.....

I. FORM OF CONTRACT

COMPLEX TIME BASED ASSIGNMENTS

This CONTRACT (hereinafter called the "Contract") is made the.....day of the Month of.....

....., 2020, between, on the one hand (hereinafter Called the "Client") and, on the other hand.....hereinafter called the "Consultants")

[Note: If the Consultants consist of more than one entity, the above should be partially amended to read as follows:*

*"...(hereinafter called the "Client")and, on the other hand, a joint venture consisting of the following entities, each of which will be jointly severally liable to the Client for all the Consultants' obligations under this Contract, namely_ _ _ _ _ and _____(hereinafter called " Consultants")"**

WHEREAS

- (a) the Client has requested the Consultants to provide certain consulting services as defined in the General Conditions of Contract attached to this Contract (hereinafter called the "Services");
- (b) the Consultants, having represented to the Client that they have the required professional skills ,and personnel and technical resources ,have agreed to provide the Services on the terms and conditions set forth in this Contract;

NOW THEREFORE the parties hereto hereby agree as follows:

- 1. The following documents attached hereto shall be deemed to form an integral part of this Contract:
 - (a) The General Conditions of Contract (hereinafter called "GC")'
 - (b) The Special Conditions of Contract (hereinafter called "SC");
 - (c) The following Appendices:

[Note: If any of these Appendices are not used, the words "Not Used" should be inserted below next to the title of the Appendix on the sheet attached hereto carrying the title of that Appendix].

- Appendix A :** Description of the Services
- Appendix B :** Reporting Requirements
- Appendix C :** Key Personnel and Sub-consultants
- Appendix D :** Medical Certificate

- Appendix E :** **Hours of Work for Key Personnel**
- Appendix F :** **Duties of the Client**
- Appendix G :** **Cost Estimates**
- Appendix H :** **Form of Performance Bank Guarantee**
- Appendix I :** **Form of Bank Guarantee for Advance Payments**
- Appendix J :** **Letter of invitation**
- Appendix K :** **Letter of Award**
- Appendix-L :** **Minutes of pre-Bid Meeting**
- Appendix-M :** **Memorandum of Understanding (in case of JV)**

- 2 The mutual rights and obligations of the Client and the Consultants shall be as set forth in the Contract; in particular
- (a) The Consultants shall carry out the Services in accordance with the provisions of the Contract; and
 - (b) The Client shall make payments to the Consultants in accordance with the Provisions of the Contract.

IN WITNESS WHEREOF, the Parties hereto have caused this Contract to be signed in their respective names as of the day and year first above written.

FOR AND ON BEHALF OF
[NAME OF THE CLIENT]

By
(Authorized Representative)

FOR AND ON BEHALF OF
[NAME OF THE CONSULTANTS]

By
(Authorized Representative)

[Note: If the Consultants consist of more than one entity, all of these entities should appear as signatures, e.g. in the following manner]

FOR AND ON BEHALF OF EACH OF
THE MEMBERS OF THE
CONSULTANTS

[Name of the Member]
By
(Authorized Representative)

[Name of the Member]
By

(Authorized Representative)

II. GENERAL CONDITIONS OF CONTRACT

1. General Provisions

Unless the context otherwise requires, the following terms whenever used in this Contract have the following meanings:

- (a) "Applicable Law" means the laws and any other instruments having the force of law in the Government's country [or in such other country as may be specified in the Special Conditions of Contract (SC)], as they may be issued and in force from time to time.
- (b) "Contract" means the Contract signed by the Parties, to which these General Conditions of Contract are attached, together with all the documents listed in Clause 1 of such signed Contract;
- (c) "Effective Date" means the date on which this Contract comes into force and effect pursuant to Clause GC 2.1;
- (d) "foreign currency" means any currency other than the currency of the Government;
- (e) "GC" means these General Conditions of Contract;
- (f) "Government" means the Government of Client's Country; (g) "Local currency" means the Indian Rupees;
- (h) "Consultant" wherever mentioned in this Contract Agreement means the "Authority Engineer(AE)" and includes sub-consultants or Associates engaged by the primary consultant.
- (i) "Member", in case the Consultants consist of a joint venture of more than one entity, means any of these entities, and "Members" means all of these entities;
- (j) "Party" means the Client or the Consultants, as the case may be, and Parties means both of them;
- (k) "Personnel" means persons hired by the Consultants or by any Sub-Consultants and or Associates as Employees and assigned to the performance of the Services
Or any part thereof; "Foreign Personnel" means such persons who at the time of being so hired had their domicile outside the Government's Country, "Local Personnel" means such persons who at the time of being so hired had their domicile inside the Government's Country; and 'key personnel' means the personnel referred to in Clause GC 4.2 (a).
- (l) "SC" means the Special Conditions of Contract by which these General Conditions of Contract may be amended or supplemented;
- (m) "Services" means the work to be performed by the Consultants pursuant to his contract, as described in Appendix A hereto. The scope of work will be strictly as given in various Clauses in TOR. The approach and methodology to be adopted by the Consultant for carrying out the assignment as Authority Engineer may be modified depending on the site requirements and work programme of the EPC Contractor after mutual discussions with Employer, the EPC Contractor and the Authority Engineer. The work plan as

indicated by the Consultant may be modified accordingly to the site requirements.

- (n) "Sub-consultant and or Associates " means any entity to which the Consultants subcontract any part of the Services in accordance with the provisions of Clause GC 3.7; and
- (o) "Third Party" means any person or entity other than the Government, the Client, the Consultants or a Sub-consultant.
- (p) "Project Support Office" (PSO) The PSO comprises of Expert of domain appointed by NHIDCL along with the support staff is to coordinate and provide support services to the NHIDCL on all ongoing activities of the Project. The output of the PSO shall be supportive and suggestive in nature. The Consultant shall perform overall review, monitoring and supervision of deliverables submitted by contractors appointed for the execution of the project. PSO shall be responsible for ensuring, fulfilling all the requirements of the project with adequate pace & quality of the same.

1.2 Relation between the Parties

Nothing contained herein shall be construed as establishing a relation of master and servant or of principal and agent as between the Client and the Consultants. The Consultants, subject to this Contract, have complete charge of Personnel and Sub-consultants, if any, performing the Services and shall be fully responsible for the Services performed by them or on their behalf hereunder.

1.3 Law Governing Contract

This Contract, its meaning and interpretation, and the relation between the Parties shall be governed by the Applicable Law.

1.4 Language

This Contract has been executed in the language specified in the SC, which shall be the binding and controlling language for all matters relating to the meaning or interpretation of this Contract.

1.5 Headings

The headings shall not limit, alter or affect the meaning of this Contract.

1.6 Notices

- 1.6.1 Any notice, request or consent required or permitted to be given or made pursuant to this Contract shall be in writing. Any such notice, request or consent shall be deemed To have been given or made when delivered in person to an authorized representative of the Party to whom the communication is addressed, or when sent by registered mail, telegram or facsimile to such Party at the address specified in the SC.
- 1.6.2 Notice will be deemed to be effective as specified in the SC.
- 1.6.3 A Party may change its address for notice here under by giving the other Party notice of such change pursuant to the provisions listed in the SC with respect to Clause GC 1.6.2.

1.7 Location

The Services shall be performed at such locations as are specified in Appendix A hereto and, where the location of a particular task is not so specified, at such locations whether in Government's Country or elsewhere, as the Client may approve.

1.8 Authority of Member in Charge

In case the Consultants consist of a joint venture of more than one entity, the Members hereby authorize the entity specified in the SC to act on their behalf in exercising all the Consultants' rights and obligations towards the Client under this Contract, including without limitation the receiving of instructions and payments from the Client.

1.9 Authorized Representatives

Any action required or permitted to be taken, and any document required or permitted to be executed, under this Contract by the Client or the Consultants may be taken or executed by the officials specified in the SC.

1.10 Taxes and Duties

Unless otherwise specified in the SC, the Consultants, Sub-consultants and Personnel shall pay such taxes, duties, fees and other impositions as may be levied under the Applicable Law. Goods and Services Tax as applicable shall be paid to the consultant while making payment for the services rendered. The consultant shall then deposit the same with the tax authorities and provide a proof of having done so within next 90 days in line with policy circulars issued by employer.

2. Commencement, Completion, Modification and Termination of Contract

2.1 Effectiveness of Contract

This Contract shall come into force and effect on the date (the "Effective Date") of the Client's notice to the Consultants instructing the Consultants to begin carrying out the Services. This notice shall confirm that the effectiveness conditions, if any, listed in the SC have been met.

2.2 Termination of Contract for Failure to Become Effective

If this Contract has not become effective within such time period after the date of the Contract signed by the Parties as shall be specified in the SC, either Party may, by not less than four (4) weeks' written notice to the other Party, declare this Contract to be null and void, and in the event of such a declaration by either Party, neither Party shall have any claim against the other Party with respect hereto.

2.3 Commencement of Services

The Consultants shall begin carrying out the Services at the end of such time period after the Effective Date as shall be specified in the SC.

2.4 Expiration of Contract

Unless terminated earlier pursuant to Clause GC 2.9 here of, this Contract shall expire when services have been completed and all payments have been made at the end of such time period

after the Effective Date as shall be specified in the SC.

2.5 Entire Agreement

This Contract contains all covenants, stipulations and provisions agreed by the Parties. No agent or representative of either Party has authority to make, and the Parties shall not be bound by or be liable for, any statement, representation, promise or agreement not set forth herein.

2.6 Modification

Modification of the terms and conditions of this Contract, including any modification of the scope of the Services, may only be made by written agreement between the Parties as the case may be. Pursuant to Clause GC 7.2 hereof, however, each Party shall give due consideration to any proposals for modification made by the other Party.

2.7 Force Majeure

2.7.1. Definition

- (a) For the purposes of this Contract, "Force Majeure" means an event which is beyond the reasonable control of a Party, and which makes a Party's performance of its obligations hereunder impossible or so impractical as reasonably to be considered impossible in the circumstances, and includes, but is not limited to, war, riots, civil disorder, earthquake, fire, explosion, storm, flood or other adverse weather conditions, strikes, lock out or other industrial action (except where such strikes, lockouts or other industrial action are within the power of the Party invoking Force Majeure to prevent), confiscation or any other action by government agencies.
- (b) Force Majeure shall not include (i) any event which is caused by the negligence or intentional action of a party or such Party's Sub-consultants or agents or employees, nor (ii) any event which a diligent Party could reasonably have been expected to both (A) take into account at the time of the conclusion of this Contract and (B) avoid or overcome in the carrying out of its obligations hereunder .
- (c) Force Majeure shall not include insufficiency of funds or failure to make any payment required hereunder.

2.7.2 No Breach of Contract

The failure of a Party to fulfil any of its obligations hereunder shall not be considered to be a breach of, or default under, this Contract insofar as such inability arises from an event of Force Majeure, provided that the Party affected by such an event has taken all reasonable precautions, due care" and reasonable alternative measures, all with the objective of carrying out the terms and conditions of this Contract.

2.7.3 Measures to be Taken

- (a) A Party affected by an event of Force Majeure shall take all reasonable measures to remove such Party's inability to fulfil its obligations hereunder with a minimum of delay.

(b) A Party affected by an event of Force Majeure shall notify the other Party of such event as soon as possible, and in any event not later than fourteen (14) days following the occurrence of such event, providing evidence of the nature and cause of such event, and shall similarly give notice of the restoration of normal conditions as soon as possible.

(c) The Parties shall take all reasonable measures to minimize the Consequences of any event of Force Majeure.

2.7.4 **Extension of Time**

Any period within which a Party shall, pursuant to this Contract, complete any action or task, shall be extended for a period equal to the time during which such Party was unable to perform such action as a result of Force Majeure.

2.7.5 **Payments**

During the period of their inability to perform the Services as a result of an event of Force Majeure, the Consultants shall be entitled to be reimbursed for additional costs reasonably and necessarily incurred by them during such period for the purposes of the Services and in reactivating the Services after the end of such period.

2.7.6 **Consultation**

Not later than thirty (30) days after the Consultants, as the result of an event of Force Majeure, have become unable to perform a material portion of the Services, the Parties shall consult with each other with a view to agreeing on appropriate measures to be taken in the circumstances.

2.8. **Suspension**

The Client may, by written notice of suspension to the Consultants, suspend all payments to the Consultants hereunder if the Consultants fail to perform any of their obligations under this Contract, including the carrying out of the Services, provided that such notice of suspension (i) shall specify the nature of the failure, and (ii) shall request the Consultants to remedy such failure within a period not exceeding thirty (30) days after receipt by the Consultants of such notice of suspension.

2.9 **Termination**

2.9.1 **By the Client**

The Client may, by not less than thirty (30) days' written notice of termination to the Consultants (except in the event listed in paragraph (f) below, for which there shall be a written notice of not less than sixty(60)days), such notice to be given after the occurrence of any of the events specified in paragraphs(a)through(h)of this Clause GC 2.9.1, terminate this Contract.

(a) if the Consultants fail to remedy a failure in the performance of their obligations hereunder, as specified in a notice of suspension pursuant to Clause GC 2.8 herein above, within

thirty(30)days of receipt of such notice of suspension or within such further period as the Client may have subsequently approved in writing;

- (b) if the Consultants become (or, if the Consultants consist of more than one entity, if any of their Members becomes) insolvent or bankrupt or enter into any agreements with their creditors for relief of debt or take advantage of any law for the benefit of debtors or go into liquidation or receivership whether compulsory or voluntary;
- (c) if the Consultants fail to comply with any final decision reached as a result of arbitration proceedings pursuant to Clause GC 8 hereof;
- (d) if the Consultants submit to the Client a statement which has a material effect on the rights, obligations or interests of the Client and which the Consultants know to be false;
- (e) if, as the result of Force Majeure, the Consultants are unable to perform a material portion of the Services for a period of not less than sixty (60) days; or
- (f) if the Client, in its sole discretion and for any reason whatsoever, decides to terminate this Contract.
- (g) if the consultant, in the judgment of the Client has engaged in corrupt or fraudulent practices in competing for or in executing the Contract. For the purpose of this clause:

"corrupt practice" means the offering, giving, receiving or soliciting of anything of value to influence the action of a public official in the selection process or in contract execution.

"fraudulent practice" means a misrepresentation of facts in order to influence a selection process or the execution of a contract to the detriment of the Borrower, and includes collusive practice among consultants (prior to or after submission of proposals) designed to establish price sat artificial non-competitive levels and to deprive the Borrower of the benefits of free and open competition.

- (h) if EPC Contractor represents to Employer that the Consultant is not discharging his duties in a fair, efficient and diligent manner and if the dispute remains unresolved, Employer may terminate this contract.

2.9.2 By the Consultants

The Consultants may, by not less than thirty (30) days' written notice to the Client, such notice to be given after the occurrence of any of the events specified in paragraphs (a) through (d) of this Clause GC2.9.2, terminate this Contract:

- (a) if the Client fails to pay any money due to the Consultants pursuant to this Contract and not subject to dispute pursuant to Clause 8 hereof within forty-five (45)days after receiving written notice from the Consultants that such payment is overdue;

- (b) if the Client is in material breach of its obligations pursuant to this Contract and has not remedied the same within forty-five(45)days (or such longer period as the Consultants may have subsequently approved in writing) following the receipt by the Client of the Consultants' notice specifying such breach;
- (c) if, as the result of Force Majeure, the Consultants are unable to perform a material portion of the Services for a period of not less than sixty (60) days; or
- (d)if the Client fails to comply with any final decision reached as a result of arbitration pursuant to Clause GC 8 hereof.

2.9.3. Cessation of Rights and Obligations

Upon termination of this Contract pursuant to Clauses GC 2.2 or GC 2.9 hereof, or upon expiration of this Contract pursuant to Clause GC2.4 hereof, all rights and obligations of the Parties hereunder shall cease, except:

- (i) such rights and obligations as may have accrued on the date of termination or expiration;
- (ii) the obligation of confidentiality set forth in Clause GC 3.3 hereof;
- (iii) the Consultants' obligation to permit inspection, copying and auditing of their accounts and records set forth in Clause GC 3.6 (ii) hereof; and
- (iv) any right which a Party may have under the Applicable Law

2.9.4 Cessation of Services

Upon termination of this Contract by notice of either Party to the other pursuant to Clauses GC2.9.1or GC2.9.2 hereof, the Consultants shall, immediately upon dispatch or receipt of such notice, take all necessary steps to bring the Services to a close in a prompt and orderly manner and shall make every reasonable effort to keep expenditures for this purpose to a minimum. With respect to documents prepared by the Consultants and equipment and materials furnished by the Client, the Consultants shall proceed as provided, respectively, by Clauses GC 3.9 or GC 3.10 hereof.

2.9.5 Payment upon Termination

Upon termination of this Contract pursuant to Clauses GC 2.9.1 or GC 2.9.2 hereof, the Client shall make the following payments to the Consultants (after offsetting against these payments any amount that may be due from the Consultant to the Client):

- (a) remuneration pursuant to Clause GC 6 hereof for Services satisfactorily performed prior to the effective date of termination;
- (b) reimbursable expenditures pursuant to Clause GC 6 hereof for expenditures actually incurred prior to the effective date of termination; and
- (c) except in the case of termination pursuant to paragraphs(a) through(d) of Clause GC2.9.1hereof,reimbursement of any reasonable cost incident to the prompt and orderly

termination of the Contract including the cost of the return travel of the Consultants' personnel and their eligible dependents.

2.9.6. Disputes about Events of Termination

If either Party disputes whether an event specified in paragraphs (a) through (e) of Clause GC 2.9.1 or in Clause GC2.9.2 hereof has occurred, such Party may, within forty-five(45) days after receipt of notice of termination from the other Party, refer the matter to arbitration pursuant to Clause GC8 hereof, and this Contract shall not be terminated on account of such event except in accordance with the terms of any resulting arbitral award.

3. Obligation of the Consultants

3.1 General

3.1.1. Standard of Performance

The Consultants shall perform the Services and carry out their obligations hereunder with all due diligence, efficiency and economy, in accordance with generally accepted professional techniques and practices, and shall observe sound management practices, and employ appropriate advanced technology and safe and effective equipment, machinery, materials and methods" The Consultants shall always" act, in respect of any matter relating to this Contract or to the Services, as faithful advisers to the Client, and shall at all times support and safe guard the Client's legitimate interests in any dealings with Sub-consultants or Third Parties.

3.1.2 Law Governing Services

The Consultants shall perform the Services in accordance with the Applicable Law and shall take all practicable steps to ensure that any Sub- consultants and or Associates, as well as the Personnel of the Consultants and any Sub-consultants and or Associates, comply with the Applicable Law. The Client shall advise the Consultants in writing of relevant local customs and the Consultants shall, after such notifications, respect such customs.

3.2 Conflict of Interests

3.2.1 Consultants Not to Benefit from Commissions, Discounts, etc.

The Remuneration of the Consultants pursuant to Clause GC6 hereof shall constitute the Consultants' sole remuneration in connection with this Contract or the Services and, subject to Clause GC3.2.2 hereof, the Consultants shall not accept for their own benefit any trade commission, discount or similar payment in connection with activities pursuant to this Contract or to the Services or in the discharge of their obligations hereunder, and the Consultants shall use their best efforts to ensure that any Sub-consultants and or Associates, as well as the Personnel and agents of either of them, similarly shall not receive any such additional remuneration.

3.2.2 If the Consultants, as part of the Services, have the responsibility of advising the Client on the procurement of goods, works or services, the Consultants shall comply with any applicable procurement guidelines of the Client (Employer) and or Associates Bank or of the Association, as the case may be, and other funding agencies and shall at all times exercise such responsibility in the best interest of the Client. Any discounts or commissions obtained by the Consultants in the exercise of such procurement responsibility shall be for the account of the Client.

3.2.3 Consultants and Affiliates Not to engage in Certain Activities

The Consultants agree that, during the term of this Contract and after its termination, the Consultants and any entity affiliated with the Consultants, as well as any Sub-consultant and or Associates and any entity affiliated with such Sub-consultant and or Associates, shall be disqualified from providing goods works or services (other than the Services and any continuation thereof) for any project resulting from or closely related to the Services.

3.2.4 Prohibition of Conflicting Activities

The Consultants shall not engage, and shall cause their Personnel as well as their Sub-consultants and or Associates and their Personnel not to engage, either directly or indirectly, in any of the following activities:

- (a) during the term of this Contract, any business or professional activities in the Government's country which would conflict with the activities assigned to them under this Contract; and
- (b) after the termination of this Contract, such other activities as may be specified in the SC.

3.3 Confidentiality

The Consultants, their Sub-consultants and the Personnel of either of them shall not, either during the term or within two (2) years after the expiration of this Contract, disclose any proprietary or confidential information relating to the Project, the Services, this Contractor the Client's business or operations without the prior written consent of the Client.

3.4 Liability of the Consultants

Subject to additional provisions, if any, set forth in the SC, the Consultants' liability under this Contract shall be as provided by the Applicable Law.

3.5 Insurance to be Taken Out by the Consultants

The Consultants (i) shall take out and maintain, and shall cause any Sub-consultants To take out and maintain, at their (or the Sub-consultants', as the case may be) own cost but on terms and conditions approved by the Client insurance against the risks, and for the coverages, as shall be specified in the SC, and (ii) at the Client's request, shall provide evidence to the

Client showing that such insurance has been taken out and maintained and that the current premiums therefore have been paid.

3.6 **Accounting, Inspection and Auditing**

The Consultants (i) shall keep accurate and systematic accounts and records in respect of the Services, hereunder, in accordance with internationally accepted accounting principles and in such form and detail as will clearly identify all relevant time charges and cost, and the bases thereof (including such bases as may be specifically referred to in the SC); (ii) shall permit the Client or its designated representative periodically, and upto one year from the expiration or termination of this Contract ,to inspect the same and make copies thereof as well as to have them audited by auditors appointed by the Client; and (iii) shall permit the client to inspect the Consultant's accounts and records relating to the performance of the Consultant and to have them audited by auditors appointed by the client.

3.7 **Consultants' Actions Requiring Client's Prior Approval**

The Consultants shall obtain the Client's prior approval in writing before taking any of the following actions:

- (a) appointing such members of the Personnel as are listed in Appendix C ("Consultants' Sub-consultants' Key Personnel") merely by title but not by name;
- (b) entering into a subcontract for the performance of any part of the Services, it being understood (i) that the selection of the Sub-consultant and the terms and conditions of the subcontract shall have been approved in writing by the Client prior to the execution of the subcontract, and (ii) that the Consultants shall remain fully liable for the performance of the Services by the Sub- consultant and its Personnel pursuant to this Contract; and
- (c) any other action that may be specified in the SC

3.8 **Reporting Obligations**

The Consultants shall submit to the PSO/Client the reports and documents specified in Appendix B hereto, in the form, in the numbers and within the time periods set forth in the said Appendix.

3.9 **Documents Prepared by the Consultants to Be the Property of the Client**

All plans, drawings, specifications, designs, reports, other documents and software prepared by the Consultants for the Client under this Contract shall become and remain the property of the Client, and the Consultants shall, not later than upon termination or expiration of this Contract, deliver all such documents to the Client, together with a detailed inventory thereof. The Consultants may retain a copy of such documents and software. Restrictions about the future use of these documents and software, if any, shall be specified in the SC.

3.10 **Equipment and Materials Furnished by the Client**

Equipment and materials made available to the Consultants by the Client, or purchased by the Consultants with funds provided by the Client, shall be the property of the Client and shall be marked accordingly. Upon termination or expiration of this Contract, the Consultants shall make available to the Client an inventory of such equipment and materials and shall dispose of- such equipment and materials in accordance with the Client's instructions. While in possession of such equipment and materials, the Consultants, unless otherwise instructed by the Client in writing, shall insure them at the expense of the Client in an amount equal to their full replacement value.

4. **Consultants' Personnel and Sub-consultants and or Associates**

4.1 **General**

The Consultants shall employ and provide such qualified and experienced Personnel and Sub-consultants as are required to carry out the Services.

4.2 **Description of Personnel**

(a) The titles , agreed job descriptions, minimum qualification and estimated periods of engagement in the carrying out of the Services of each of the Consultants' Key Personnel are described in Appendix C. If any of the Key Personnel has already been approved by the clients his/her name is listed as well.

(b) If required to comply with the provisions of Clause GCC 3.1.1 hereof, adjustments with respect to the estimated periods "of engagement of Key Personnel set forth in Appendix C may be made by the Consultants by written notice to the Client, provided (i) that such adjustments shall not alter the originally estimated period of engagement of any individual by more than 10% or one week, whichever is larger, and (ii) that the aggregate of such adjustments shall not cause payments under this Contract to exceed the ceilings set forth in Clause GC 6.1(b) of this Contract. Any other such adjustments shall only be made with the Client's written approval.

(c) If additional work is required beyond the scope of the Services specified in Appendix A, the estimated periods of engagement of Key Personnel set forth in Appendix C may be increased by agreement in writing between the Client and the Consultants, provided that any such increase shall not, except as otherwise agreed, cause payments under this Contract to exceed the ceilings set forth in Clause GC 6.1 (b) of this Contract.

4.3 **Approval of Personnel**

The Key Personnel i.e. Professional Staff and Sub-consultants listed by title as well as By name in Appendix C are hereby approved by the Client. In respect of other Key Personnel which the Consultants propose, to use in the carrying out of the Services, the Consultants shall submit to the client for review and approval a copy of their biographical data and (in the case of Key personnel to be used within the country of the Government) a copy of a satisfactory

medical certificate in the form attached hereto as Appendix D. If the Client does not object in writing (stating the reasons for the objection) within thirty (30) calendar days from the date of receipt of such biographical data and (if applicable) such certificate, such Key Personnel shall be deemed to have been approved by the Client.

4.4 Working Hours, Overtime, Leave, etc.

- (a) Working hours and holidays for Key Personnel are set forth in Appendix E hereto. To account for travel time, foreign Personnel carrying out Services inside the Government's country shall be deemed to have commenced (or finished) work in respect of the Services such number of days before their arrival in (or after their departure from) the Government's country as is specified in Appendix E hereto.
- (b) The Personnel of all types engaged by Consultant to provide Services on this Contract shall not be entitled to be paid for over time nor to take paid sick leave or vacation **leave except as specified in Appendix E** hereto, and except as specified. In such Appendix, the Consultants' remuneration shall be deemed to cover these items. All leave to be allowed to the Personnel is included in the staff-months of service set for in **Appendix C**. Any taking of leave by Personnel shall be subject to the prior approval by the Client and the Consultants shall ensure that absence for leave purposes will not delay the progress and adequate supervision of the Services.

4.5 Removal and/or Replacement of Personnel

Removal and/or replacement of Key Personnel shall be regulated as under:

- 4.5.1** In case notice to commence services pursuant to Clause 2.1 of this Contract is not ordered by Client within 120 days of signing of contract the key personnel can excuse themselves on valid grounds, e.g., selection on some other assignment, health problem developed after signing of contract, etc. In such a case no penalty shall be levied on the Firm or on the person concerned. The firm shall however be asked to give a replacement by an equal or better scoring person, whenever mobilization is ordered.
- 4.5.2** In case notice to commence services is given within 120 days of signing of contract the, the Authority expects all the Key Personnel specified in the Proposal to be available during implementation of the Agreement. The Authority will not consider any substitution of Key Personnel except under compelling circumstances beyond the control of the Consultant and the concerned Key Personnel. Such substitution shall be limited to not more than five Key Personnel subject to equally or better qualified and experienced personnel being provided to the satisfaction of the Authority. Replacement of the Team Leader will not normally be considered and may lead to disqualification of the Applicant or termination of the Agreement. Replacement of first & second Key Personnel shall be permitted subject to reduction of remuneration equal to 5 % (five per cent) of the total remuneration specified for the Key Personnel who is proposed to be replaced. In case of third & fourth replacement the reduction in remuneration shall be equal to 10% (ten per cent) and for fifth and subsequent replacement, such reduction shall be equal to 15% (fifteen per cent).

- 4.5.3** If the consultant finds that any of the personnel had made false representation regarding his qualification and experience, he may request the Employer for replacement of the personnel. There shall be no reduction in remuneration for such replacement. The replacement shall however be of equal or better score. The personnel so replaced shall be debarred from future projects for 2 years.
- 4.5.4** Replacement after original contract period is over:
There shall be no limit on the replacements and no reduction in remunerations shall be made. The replacement shall however be of equal or better score.
- 4.5.5** If the Employer (i) finds that any of the Personnel has committed serious misconduct or has been charged with having committed a criminal action or (ii) has reasonable ground to be dissatisfied with the performance of any of the Personnel, then the consultant shall, at the Employer's written request specifying the grounds therefore, forthwith provide a replacement with qualifications and experience acceptable to him. For such replacement there will be no reduction in remuneration.
- 4.5.6** If any member of the approved team of a consultant engaged by NHIDCL leaves that consultant before completion of the job, he shall be barred for a period of 6 months to 24 months from being engaged as a team member of any other consultant working (or to be appointed) for any other NHIDCL / MoRTH projects.
- 4.5.7** No reduction in the remuneration shall be applicable for the Key Personnel whose replacement is sought after he/she has been deployed for at least 50% of his/her scheduled Man-months for construction. For the avoidance of doubt, Key Personnel replaced during negotiations or due to death/extreme medical grounds and those replaced after deployment of 50% of his/her scheduled Man-months for construction, shall not be counted under the total replaced Key Personnel.

4.6 Resident Team Leader and Coordinator

The person designated as the Team Leader of the Consultant's Personnel shall be responsible for the coordinated, timely and efficient functioning of the Personnel. In addition, the Consultant shall designate a suitable person from its Head Office as Project Coordinator who shall be responsible for day to day performance of the Services

5. Obligations of the Client

5.1 Assistance and Exemptions

Unless otherwise specified in the SC, the Client shall use its best efforts to ensure that the Government shall:

- (a) provide the Consultants, Sub-consultants and Personnel with work permits and such

other documents as shall be necessary to enable the Consultants, Sub-consultants or Personnel to perform the Services;

- (b) assist for the Personnel and, if appropriate, their eligible dependents to be provided promptly with all necessary entry and exit visas, residence permits, exchange permits and any other documents required for their stay in Government's country;
- (c) facilitate prompt clearance through customs of any property required for the Services and of the personal effects of the Personnel and their -eligible dependents;
- (d) issue to officials, agents and representatives of the Government all such instructions as may be necessary or appropriate for the prompt and effective implementation of the Services;
- (e) assist the Consultants and the Personnel and any Sub-consultants and or Associates employed by the Consultants for the Services from any requirement to register or obtain any permit to practice their profession or to establish themselves either individually or as a corporate entity according to the Applicable Law;
- (f) grant to the Consultants, any Sub-consultants and or Associates and the Personnel of either of them the privilege, pursuant to the Applicable Law, of bringing into Government's country reasonable amounts of foreign currency for the purposes of the Services or for the personal use of the Personnel and their dependents and of withdrawing any such amounts as may be earned therein by the Personnel in the execution of the Services: and
- (g) Provide to the Consultants, Sub-consultants and or Associates and Personnel any such other assistance as may be specified in the SC.

5.2 Access to Land

The Client warrants that the Consultants shall have, free of charge, unimpeded access to all and in the Government's country in respect of which access is required for the performance of the Services. The Client will be responsible for any damage to such land or any property thereon resulting from such access and will indemnify the Consultants and each of the Personnel in respect of liability for any such damage, unless such damage is caused by the default or negligence of the Consultants or any Sub-consultant or the Personnel of either of them.

5.3 Change in the Applicable Law

If, after the date of this Contract, there is any change in the Applicable Law with respect to taxes and duties which increases or decreases the cost or reimbursable expenses incurred by the Consultants in performing the Services, then the remuneration and reimbursable expenses otherwise payable to the Consultants under this Contract shall be increased or

decreased accordingly by agreement between the Parties hereto, and corresponding adjustments shall be made to the ceiling amounts specified in Clause GC 6.1(b).

5.4 Services, Facilities and Property of the Client

The Client shall make available to the Consultants and the Personnel, for the purposes of the services and free of any charge, the services, facilities and property described in Appendix F at the times and in the manner specified in said Appendix F, provided that if such services, facilities and property shall not be made available to the Consultants as and when so specified, the Parties shall agree on (i) any time extension that it may be appropriate to grant to the Consultants for the performance of the Services, (ii) the manner in which the Consultants shall procure any such services, facilities and property from other sources, and (iii) the additional payments, if any, to be made to the Consultants as a result thereof pursuant to Clause GC 6.1(c) hereinafter.

5.5 Payment

In consideration of the Services performed by the Consultants under this Contract, the Client shall make to the Consultants such payments and in such manner as is provided by Clause GC 6 of this Contract.

5.6 Counterpart Personnel

(a) If so provided in Appendix F hereto, the Client shall make available to the Consultants, as and when provided in such Appendix F, and free of charge, such counterpart personnel to be selected by the Client, with the Consultants' advice, as shall be specified in such **Appendix F**. Counterpart personnel shall work under the exclusive direction of the Consultants. If any member of the counterpart personnel fails to perform adequately any work assigned to him by the Consultants which is consistent with the position occupied by such- member, the Consultants may request the replacement of such member, and the Client shall not unreasonably refuse to act upon such request.

(b) If counterpart personnel are not provided by the Client to the Consultants as and when specified in Appendix F, the Client and the Consultants shall agree on(i) how the affected part of the Services shall be carried out, and(ii) the additional payments, if any, to be made by the Client to the Consultants as a result there of pursuant to Clause GC 6.1(c) hereof.

(c) In addition to counterpart personal, the client may provide to the consultant, personals free of charge, who shall work under the exclusive directions of the consultants.

6. Payments to the Consultants

6.1 Cost Estimates; Ceiling Amount

- (a) An estimate of the cost of the Services payable is set forth in Appendix G.
- (b) Except as may be otherwise agreed under Clause GC2.6 and subject to Clause GC 6.1(c), payments under this Contract shall not exceed the ceilings specified in the SC including the fixed amount for PSO. The Consultants shall notify the Client as soon as cumulative charges incurred for the Services have reached 80% of these ceilings.
- (c) Notwithstanding Clause GC6.1(b) hereof, if pursuant to clauses GC5.3,5.4 or 5.6 hereof, the Parties shall agree that additional payments shall be made to the Consultants in order to cover any necessary additional expenditures not envisaged in the cost estimates referred to in Clause GC6.1(a)above, the ceiling or ceilings, as the case may be, set forth in Clause GC6.1(b) above shall be increased by the amount or amounts, as the case may be, of any such additional payments.
- (d) There is a provision of fixed amount for Project Support Office (PSO) which is meant for Experts in the field and their support staff. This payment meant for PSO will be released to PSO through AE or directly by the authority to PSO on actual basis finalised by the Authority.

6.2 Remuneration and Reimbursable Expenditures

- (a) Subject to the ceilings specified in Clause GC6.1(b) hereof, the Client shall pay to the Consultants (i) remuneration as set forth in Clause GC6.2(b),and (ii) reimbursable expenditures as set forth in Clause GC6.2(c).If specified in the SC, said remuneration shall be subject to price adjustment as specified in the SC.
- (b) Remuneration for the Personnel shall be determined on the basis of time actually spent by such Personnel in the performance of the Services after the date determined in accordance with Clause GC2.3 and Clause SC2.3 (or such other date as the Parties shall agree in writing) (including time for necessary travel via the most direct route) at the rates referred to, and subject to such additional provisions as are set forth, in the SC.
- (c) Reimbursable expenditures actually and reasonably incurred by the Consultants in the performance of the Services, as specified in Clause SC6.3(b).
- (d) Notwithstanding anything to the contrary stated in the GCC and SCC, it shall be mandatory to deploy the key personnel and sub-professional as per the Man- Months Input specified in the Terms of Reference.

Inadequate deployment of key personnel and sub-professional shall lead to deduction in the monthly payment as per following table. The key personnel and sub- professional shall be considered to be inadequately deployed if he/she is not present for atleast 90% of the time stipulated in the month, as per the Man Months Input in the Terms of Reference and the Deployment Schedule proposed by the firm.

Sr. No.	Personnel	% reduction in monthly
Project Highway		
1	Team Leader Cum Senior Tunnel Expert	20%
2	Residential Engineer cum Excavation Expert	25%
3	Senior Geologist	20%
4	Other Key Personnel	20%
5	Sub- Professional Staff	15%

For avoidance of doubt, in case the Team Leader Cum Senior Tunnel Expert has not been made available for 90% of the stipulated time in the month, then only 80% of the monthly payment shall be released. In the case of "Other Key Personnel (Sr. No. 4)" and "Sub – Professional Staff (Sr. No. 5)", the average availability across the group shall be considered for calculation.

6.3 Currency of Payment

All payments shall be made in Indian Rupees and shall be subjected to applicable Indian laws withholding taxes if any.

6.4 Mode of Billing and Payment

Billing and payments in respect of the Services shall be made as follows:

- (a) The Client shall cause to be paid to the Consultants an interest bearing advance payment as specified in the SC, and as otherwise set forth below. The advance payment will be due after provision by the Consultants to the Client of a bank guarantee by a bank acceptable to the Client in an amount (or amounts) and in a currency (or currencies) specified in the SC, such bank guarantee (I) to remain effective until the advance payment has been fully set off as provided in the SC, and (ii) to be in the form set forth in Appendix I hereto or in such other form as the Client shall have approved in writing.
- (b) As soon as practicable and not later than fifteen(15days)after the end of each calendar month during the period of the Services, the Consultants shall submit to the Client, in duplicate, itemized statements, of the amounts payable pursuant to Clauses GC 6.3 and 6.4 for such month. Each monthly statement shall distinguish that portion of the total eligible costs which pertains to remuneration from that portion which pertains to reimbursable expenditures.
- (c) 75% of bill raised by the Consultant shall be paid within 72 Hrs and remaining bill may be paid after due scrutiny. The Client shall cause the payment of the Consultants periodically as given in schedule of payment above within thirty (30) days after the receipt by the Client of bills with supporting documents. Only such portion of a monthly statement that is not satisfactorily supported may be withheld from payment.

Should any discrepancy be found to exist between actual payment and costs authorized to be incurred by the Consultants, the Client may add or subtract the difference from any subsequent payments. Interest at the rate specified in the SC shall become payable as from the above due date on any amount due by, but not paid on such due date.

- (d) The final payment under this Clause shall be made only after the final report and a final statement, identified as such, shall have been submitted by the Consultants and approved as satisfactory by the Client. The Services shall be deemed completed and finally accepted by the Client and the final report and final statement shall be deemed approved by the Client as satisfactory ninety (90) calendar days after receipt of the final report and final statement by the Client unless the Client, within such ninety (90)-day period, gives written notice to the Consultants specifying in detail deficiencies in the Services, the final report or final statement. The Consultants shall there upon promptly make any necessary corrections, and upon completion of such corrections, the fore going process shall be repeated. Any amount which the Client has paid or caused to be paid in accordance with this Clause in excess of the amounts actually payable in accordance with the provisions of this Contract shall be reimbursed by the Consultants to the Client within thirty, (30) days after receipt by the Consultants of notice thereof. Any such claim by the Client for reimbursement must be made within twelve (12) calendar months after receipt By the Client of a final report and a final statement approved by the Client in accordance with the above.
- (e) All payments under this Contract shall be made to the account of the Consultants specified in the SC.

7. Fairness and Good Faith

7.1 Good Faith

The Parties undertake to acting good faith with respect to each other's rights under this Contract and to adopt all reasonable measures to ensure the realization of the objectives of this Contract.

7.2 Operation of the Contract

The Parties recognize that it is impractical in this Contract to provide for every contingency which may arise during the life of the Contract, and the Parties hereby agree that it is their intention that his Contract shall operate fairly as between them, and without detriment to the interest of either of them, and that, if during the term of this Contract either Party believes that this Contract is operating unfairly, the Parties will use their best efforts to agree on such action as may be necessary to remove the cause or causes of such unfairness, but no failure to agree on any action pursuant to this Clause shall give rise to a dispute subject to arbitration in accordance with Clause GC 8 hereof.

8. Settlement of Disputes

8.1 Amicable Settlement

The Parties shall use their best efforts to settle amicably all disputes arising out of or in connection with this Contractor the interpretation thereof.

8.2 Dispute Resolution

8.2.1 Any dispute, difference or controversy of whatever nature howsoever arising under or out of or in relation to this Agreement (including its interpretation) between the Parties, and so notified in writing by either Party to the other Party (the “**Dispute**”) shall, in the first instance, be attempted to be resolved amicably in accordance with the conciliation procedure set forth in Clause 8.3.

8.2.2 The Parties agree to use their best efforts for resolving all Disputes arising under or in respect of this Agreement promptly, equitably and in good faith, and further agree to provide each other with reasonable access during normal business hours to all non – privileged records, information and data pertaining to any dispute.

8.3 Conciliation

In the event of any Dispute between the Parties, either Party may call upon [MD of NHIDCL] and the Chairman of the Board of Directors of the Consultant or a substitute thereof for amicable settlement, and upon such reference, the said persons shall meet no later than 10(ten) days from the date of reference to discuss and attempt to amicably resolve the Dispute. If such meeting does not take place within the 10(ten) day period or the Dispute is not amicably settled within 15(fifteen) days of the meeting or the Dispute is not resolved as evidenced by the signing of written terms of settlement within 30 (thirty) days of the notice in writing referred to in Clause 8.2.1 or such longer period as may be mutually agreed by the Parties, either Party may refer the Dispute to arbitration in accordance with the Provisions of Clause 8.4.

8.4 Arbitration

8.4.1. Any Dispute which is not resolved amicably by conciliation, as provided in Clause 8.3, shall be finally decided by reference to arbitration by an Arbitral Tribunal appointed in accordance with Clause 8.4.2. Such arbitration shall be held in accordance with the Rules of Arbitration of the International Centre for Alternative Dispute Resolution, New Delhi (the “Rules”), or such other rules as may be mutually agreed by the Parties, and shall be subject to the provisions of the Arbitration and Conciliation Act, 1996 as amended. The venue of such arbitration shall be ***** and the language of arbitration proceedings shall be English.

8.4.2 Each dispute submitted by a Party to arbitration shall be heard by a sole arbitrator to be appointed as per the procedure below

(a) Parties may agree to appoint a sole arbitrator or, failing agreement on the identity of such sole arbitrator within thirty(30) days after receipt by the other Party of the proposal of a name for such an appointment by the Party who initiated the proceedings, either Party may apply to the President, Indian Roads Congress, New Delhi for a list of not fewer than five nominees and, on receipt of such list, the Parties shall alternately strike names there from, and

the last remaining nominee on the list shall be sole arbitrator for the matter in dispute. If the last remaining nominee has not been determined in this manner within sixty (60) days of the date of the list, the president, Indian Roads Congress, New Delhi, shall appoint, upon the request of either Party and from such list or otherwise, a sole arbitrator for the matter in dispute.

8.4.3 Substitute Arbitrator

If for any reason an arbitrator is unable to perform his function, a substitute shall be appointed in the same manner as the original arbitrator.

8.4.4 Qualifications of Arbitrator

The sole arbitrator selected pursuant to Clause 8.2.1 hereof shall be expert with extensive experience in relation to the matter in dispute.

8.4.5 The Arbitrators shall make a reasoned award (the "Award"). Any Award made in any arbitration held pursuant to this Clause 8 shall be final and binding on the Parties as from the date it is made, and the Consultant and the Authority agree and undertake to carry out such Award without delay.

8.4.6 The Consultant and the Authority agree that an Award may be enforced against the Consultant and/or the Authority, as the case may be, and their respective assets wherever situated.

8.4.7. This Agreement and the rights and obligations of the Parties shall remain in full force and effect, pending the Award in any arbitration proceedings hereunder

8.4.8 Miscellaneous

In any arbitration proceeding hereunder:

- (a) Proceedings shall, unless otherwise agreed by the parties be held in Delhi.
- (b) The English language shall be the official language for all purposes;
- (c) The decision of sole arbitrator shall be final and binding and shall be enforceable in any court of competent jurisdiction, and the Parties hereby waive any objections to or claims of immunity in respect of such enforcement; and
- (d) The schedule of Expenses and Fee payable to the Arbitrator shall be as under:

Sr. No.	Particulars of Fees and Expenses	Maximum amount payable per case
1	Fee	(i) Rs. 25,000/- per day; (ii) 25% extra on fee at (i) above in case of fast-track procedure as per Section -29 (B) of A&C Act; Or 10% extra on fee at (i) above if award is published within 6 months from date of entering the reference by AT; Alternatively, the Arbitrator may opt for a lump —sum fee of Rs. 5.00 Lakh per case including counter — claims.
2	Reading charges- one Time	Rs 25,000/- per case including counter claims.
3	One —time charges for Secretarial Assistance and	Rs. 25,000/- per case

	Incidental Charges (telephone, fax, postage etc.)	
4	One time charges for publishing/declaration of the Award	Rs. 40,000/-
5	Other expenses (As per actual against bills subject to ceiling given below)	
(i)	Travelling expenses	Economy class (by air), First class AC (by train) and AC Car (by road)
(ii)	Lodging and Boarding	Rs. 15,000/-per day (in metro cities); or Rs. 8000 per day (in other cities); or Rs. 5,000/- per day, if any Arbitrator makes their own arrangements.
6.	Local travel	Rs. 2,000 /- per day
7	Extra charges for days other than meeting days (maximum for 2 X 1/2 days)	Rs. 5000 /- per %2 day for outstation Arbitrator
Note	1. Lodging boarding and travelling expenses shall be allowed only for the arbitrator who is are residing 100 kms. away from the venue of meeting,	
	2. Delhi, Mumbai, Chennai, Kolkata, Bengaluru and Hyderabad shall be considered as Metro cities.	

In exceptional cases, such as cases involving major legal implications/wider ramifications/higher financial stakes etc. a special fee structure could be fixed in consultation with the Contractor/Supervision Consultants and with the specific approval of the <Agency> before appointment of the Arbitrator

9. Fake CV

If any case of fake/incorrect/inflated CV is found, it shall be dealt with very severely and would result in all possible penal action including blacklisting from future projects of NHIDCL. This would also apply even when the consulting firm is not successful in getting the assignment. *In case CV of a person is turned out to be fake/incorrect/inflated during the assignment, the consultancy firms will have to refund the salary and perks drawn including interest @12% per annum in respect of the person apart from other consequences.* In addition to above, 10% of the salary and perks to be refunded shall be recovered from the Firm as penalty.

III. SPECIAL CONDITIONS OF CONTRACT

GC Clause

A. **Amendments of, and Supplements to, Clauses in the General Conditions of Contract**

1.1(a) The words'' in the Government's country'' are amended to read 'in INDIA''

1.4 The language is: English

1.6.1 The addresses are:

Client: Address of Employer

Attention:

Telex : _____

Facsimile : _____

Consultant: Address of Consultant

Attention:

Cable address : _____

Telex : _____

Facsimile : _____

[Note' : Fill in the Blanks]

1.6.2 Notice will be deemed to be effective as follows:

(a) in the case of personal delivery or registered mail, on delivery;

(b) in the case of telexes, 24 hours following confirmed transmission;

(c) in the case of telegrams, 24 hours following confirmed transmission; and

(d) in the case of facsimiles, 24 hours following confirmed transmission.

1.8 The Member in in Charge is : Shri.

(Note: If the Consultants consist of a joint venture of more than one entity, the name of the entity whose address is specified in SC1.6.1 should be inserted here. If the Consultants consist of one entity, this Clause 1.8 should be deleted from the SC)

1.9 The Authorised Representative are:

For the Client:

For the Consultants:

1.10 The Consultants, Sub-consultants and the Personnel shall pay the taxes, duties, fees, levies and other impositions levied under the existing, amended or enacted laws during life of this contract and the client shall perform such duties in regard to the deduction of such tax as may be lawfully imposed.

2.1 The effectiveness conditions are the following:

i) Approval of the Contract by the client

2.2 The time period shall be four months or such other time period as the parties may agree in writing.

2.3 The time period shall be one month or such other time period as the Parties may agree in writing.

2.4 The time period shall be 132 months (72 months for construction period and 60 months for Operation & Maintenance period)

3.4 Limitation of the Consultants' Liability towards the Client

(a) Except in case of gross negligence or wilful misconduct on the part of the Consultants or on the part of any person or firm acting on behalf of the Consultants in carrying out the Services, the Consultants, with respect to damage caused by the Consultants to the Client's property, shall not be liable to the Client:

i) for any indirect or consequential loss or damage; and

ii) Consultant will maintain at its expenses; Professional Liability Insurance including coverage for errors and omissions caused by Consultant's negligence in the performance of its duties under this agreement, (A) For the amount not exceeding total payments for Professional Fees and Reimbursable Expenditures made or expected to be made to the Consultants here under OR (B) the proceeds, the Consultants may be entitled to receive from any insurance maintained by the Consultants to cover such a liability, whichever of (A) or (B) is higher.

- (iii) The policy should be issued only from an Insurance Company operating in India.
 - (iv) The policy must clearly indicate the limit of indemnity in terms of "Any One Accident"(AOA) and "Aggregate limit on the policy period"(AOP) and in no case should be for an amount less than stated in the contract.
 - (v) If the Consultant enters into an agreement with Employer in a joint venture or 'in association', the policy must be procured and provided to Employer by the joint venture/in association entity and not by the individual partners of the joint venture/association.
 - (vi) The contract may include a provision whereby the Consultant does not cancel the policy midterm without the consent of the Employer. The insurance company may provide an undertaking in this regard.
- (b) This limitation of liability shall not affect the Consultants' liability, if any, for damage to Third Parties caused by the Consultants or any person or firm acting on behalf of the Consultants in carrying out the Services
- (c) Professional Liability Insurance may be accepted for initially one year which shall be extended annually for five years. PLI shall be uniformly taken for a period of five years.

3.5 The risks and the coverage shall be as follows

- (a) Third Party motor vehicle liability insurance as required under Motor Vehicles Act, 1988 in respect of motor vehicles operated in India by the Consultants or their Personnel or any Sub-consultants or their Personnel for the period of consultancy.
- (b) Third Party liability insurance with a minimum coverage of Rs. 1.0 million for the period of consultancy.
- (c) Professional liability insurance as per 3.4 (a) (ii) of SC of the consultancy, with a minimum coverage equal to estimated remuneration and reimbursable.
- (d) Employer's liability and workers' compensation insurance in respect of the Personnel of the Consultants and of any Sub-consultant, in accordance with the relevant provisions of the Applicable Law, as well as, with respect to such Personnel, any such life, health, accident, travel or other insurance as may be appropriate; and
- (e) Insurance against loss of or damage to (i) equipment purchased in whole or in part with funds provided under this Contract, (ii) the Consultants' property used in the performance of the Services, and (iii) any documents prepared by the Consultants in the performance of the Services.

- 3.7(c) The other actions are
“(i) taking any action under a civil works contract designating the Consultants as "Authority's Engineer", for which action, pursuant to such civil works contract, the written approval of the Client as "Employer" is required”.
- 3.9 The Consultants shall not use these documents for purposes unrelated to this Contract without the prior written approval of the Client.
- 4.6 "The person designated as Team Leader cum Sr. Tunnel Expert in Appendix C shall serve in that capacity, as specified in Clause GC 4.6."
- 6.1(b) The amount payable Indian Rupee is : _____
- 6.2(a) "Payments for remuneration made in accordance with Clause GC 6:2(a) in shall be adjusted as follows :
- (i) Consultants shall be paid billing rates for services rendered by the personnel of all categories namely (i) key Personnel; (ii) sub-Professional personnel and (iii) Support staff on man-month basis . Billing rates of remaining items of the financial proposal, namely (i) transportation , (ii) Duty travel to site (iii) Office Rent, (iv) office supplies communication etc. (v) reports & document printing and (vi) survey equipment etc. shall be worked out month wise as per actual expenditure Beginning 13th months from the last date of submission of bid, billing rates shall be increased to cover all items of contract i.e. remuneration, vehicle hire, office rent, consumables, furniture etc. @ 5% every 12 months. However, for evaluation and award of the Bid proposals, the quoted initial rate (as applicable for first 12 months from last date of submission of bid) shall be multiplied by the total time input for each position on this contract, i.e. without considering the increase in the billing rates. All payments shall be made in Indian Rupees and shall be subjected to applicable Indian laws withholding taxes if any.
- (ii) Remuneration paid pursuant to the rates set forth in Appendix G shall be adjusted every twelve (12) months (and, the first time, with effect for the billing rates earned in the 13thcalendar month after the last date of submission of bid) by 5% every 12month for personnel.

Notwithstanding any other provisions in the agreement in this regard, this provision will prevail and override any other provision to the contrary in this agreement

- 6.2(b) (i) (1) Payment of Authority Engineer shall be released on approval of the monthly reports. Report shall be approved by the Authority only if it includes all the sections prescribed in the format and submitted as per specified timelines.
- (2) Payment shall be released as per rates quoted in Appendix C3- Breakup of Local currency costs

- (3) For equipment based road inspection to be conducted in O&M phase, payment shall be released as per actual use of equipment on road and rates quoted in Appendix C3- Breakup of Local currency costs.
- (4) If any of the report is found to be misleading or containing incorrect information as determined by the Authority, 10% of payment linked to that report shall be deducted as penalty
- (5) It is understood(i)that the remuneration rates shall cover(A) such salaries and allowances as the Consultants shall have agreed to pay to the Personnel as well as factors for social charges and overhead, and (B)the cost of back stopping by home office staff not included in the Personnel listed in Appendix C, and(C)the Consultants' fee;(ii)that bonuses or other means of profit-sharing shall not be allowed as an element of overhead, and(iii)that any rates specified for persons not yet appointed shall be provisional and shall be subject to revision, with the written approval of the Client, once the applicable salaries and allowances are known.
- (6) Remuneration for periods of less than one month shall be calculated on an hourly basis for actual time spent in the Consultants' home office and directly attributable to the Services(one hour being equivalent to 1/240th of a month) and on a calendar-day basis for time spent away from home office(one day being equivalent to 1/30th of a month).

6.2(b)(ii) The rates for foreign and local Personnel are set forth in Appendix G

6.4(a) The following provisions shall apply to the interest bearing advance payment and the advance payment guarantee:

- 1) An advance payment. of 10% of the contract price in proportion to the quoted Indian currency (INR) in the bid shall be made within 60 days after receipt and verification of advance payment bank guarantee. The advance payment along with interest will be set off by the Client in equal instalments against the statements for the first 12 months of the Service until the advance payment has been fully set off. The advance payment shall be in Indian Rupee.
- 2) The bank guarantee shall be in the amount and in the currency of the the advance payment.
- 3) Interest rate shall be 10% per annum (on outstanding amount).

6.4 (c) The interest rate is 10 % per annum.

6.4(e) The accounts are:

.....

[Note: Insert account number, type of account and name and address of the Bank]

8.2 Disputes shall be settled by arbitration in accordance with the following provisions:

IV. APPENDICES

Appendix A: Description of the Services

[Give detailed descriptions of the Services to be provided; dates for completion of various tasks, place of performance for different tasks; specific tasks to be approved by Client, etc.]

Details as per TOR

Appendix B: Reporting Requirements

[List format, frequency, contents of reports and number of copies; persons to receive them; dates of submission, etc. If no reports are to be submitted, state here "Not applicable".]

Please refer TOR

Appendix C: Key Personnel and Sub-consultants

- [List under: C-1 Titles [and names, if already available], detailed job descriptions and minimum qualifications. experience of Personnel to be assigned to work in India, and staff- months for each.*
- C-2 Same information as C-1 for Key local Personnel.*
- C-3 Same as C-1 for Key foreign Personnel to be assigned to work outside India.*
- C-4 List of approved Sub-consultants [if already available]; same information with respect to their Personnel as in C-1 through C-4)*

Please refer TOR

Appendix D: Medical Certificate

[Show here an acceptable form of medical certificate for foreign Personnel to be stationed in India. If there is no need for a medical certificate, state here: "Not applicable. "]

The form of Medical Certificate as required under the rules of Govt. of India

Appendix E: Hours of Work for Key Personnel

The Consultants Key personnel and all other Professional / Sub Professional / Support Staff/Sub-Consultancy personnel shall work 6 days (Mondays through Saturday) every week and observe the Gazetted Holidays of Government of India as Holidays. The Consultant shall work as per the work program of the EPC Contractor. In this context in case the work plan of the Consultant needs suitable modifications, the same shall be carried out and submitted to the client for consideration. The Consultants hours of work normally shall match with that of Contractor's activities on the site. No extra remuneration shall be claimed or paid for extra hours of work required in the interest of Project completion.

In respect of foreign personnel, one day per trip as travel time from and to the country of the Government shall be allowed.

Appendix F

Duties of the Client

[List here under:

- F-1 Services, facilities and property to be made available to the Consultants by the Client.

- F-2 Counterpart personnel to be made available to the Consultants by the Client.]

Please refer TOR

Appendix G:
Cost Estimates

List hereunder cost estimate in INR:

1. *Monthly rates for foreign/ local Personnel (Key Personnel and other Personnel)*
2. *Reimbursable/Rental/ Fixed expenditures as follows:*
 - a. *Cost of local transportation.*
 - b. *Cost of other local services, rentals, utilities, etc.*
3. *Fixed Monthly cost for Project Support Office.*

Appendix H: FORM OF PERFORMANCE SECURITY

(PERFORMANCE BANK GUARANTEE)

(Clause-13 of TOR)

To

Address of Employer:

WHEREAS _____ [Name and address of Consultants]¹ (hereinafter called "the consultants") has undertaken, in pursuance of Contract No. _____ dated _____ to provides the services on terms and conditions set forth in this Contract _____ [Name of contract and brief description of works] (hereinafter called the "the Contract").

AND WHEREAS it has been stipulated by you in the said Contract that the Consultants shall furnish you with a Bank Guarantee by a recognized bank for the sum specified there in as security for compliance with his obligations in accordance with the Contract;

AND WHEREAS we have agreed to give the Consultants such a Bank Guarantee;

NOW THEREOF we hereby affirm that we are the Guarantor and responsible to you, on behalf of the Consultants up to a total of [amount of Guarantee]² _____ [in words], such sum being payable in the types and proportions of currencies in which the Contract Price is payable, and we undertake to pay you, upon your first written demand and without cavil or argument, any sum or sums within the limits of [amount of Guarantee] as aforesaid without your needing to prove or to show grounds or reasons for your demand for the sum specified therein.

We hereby waive the necessity of your demanding the said debt from the Consultants before presenting us with the demand.

We further agree that no change or addition to or other modification of the terms of the Contract or of the services to be performed there under or of any of the Contract documents which may be made between you and the Consultants shall in any way release us from any liability under this guarantee, and we hereby waive notice of any such change, addition or modification.

The liability of the Bank under this Guarantee shall not be affected by any change in the constitution of the consultants or of the Bank.

Notwithstanding anything contained herein before, our liability under this guarantee is restricted to Rs. _____ (Rs. _____) and the guarantee shall remain valid till _____. Unless a claim or a demand in writing is made up on us on or before _____ all our liability under this guarantee shall cease.

This guarantee shall be valid for a period of 134 months i.e. upto 2 months beyond the expiry of contract of 132 months.

This guarantee shall also be operable at ourNew Delhi office, from whom, confirmation regarding the issue of this guarantee or extension / renewal thereof shall be made available on demand. In the contingency of this guarantee being invoked and payment there under claimed, the said branch shall accept such invocation letter and make payment of amounts so demanded under the said invocation.

The liability of bank under this Guarantee shall not be affected by any change in the constitution of the consultant or of the Bank.

Bank Guarantee has been sent to authority's bank through SFMS gateway as per the details below:

-Particulars	Details
Name of the Beneficiary	National Highways and Infrastructure Development Corporation Limited
Beneficiary Bank Account No.	90621010002659
Beneficiary Bank Branch	IFSC SYNB0009062
Beneficiary Bank Branch Name	Transport Bhawan, New Delhi
Beneficiary Bank Address	Syndicate Bank, Transport Bhawan, 1st Parliament street, New Delhi-110001

The confirmation with supporting details if any shall be specifically mentioned in the covering letter issued with the Bank Guarantee.

Signature and Seal of the Guarantor _____ In presence of

Name and Designation _____

1.

(Name, Signature &

Occupation) Name of the Bank _____

Address 2. _____

(Name & Occupation)

Date _____ -

¹ Give names of all partners if the Consultants is a Joint Venture.

**Appendix I: Form of Bank Guarantee for Advance Payments
(Reference Clause 6.4(a) of Contract)**

(To be stamped in accordance with Stamp Act, if any, of the country of issuing bank)

Ref Bank Guarantee : _____

Date: _____

Dear Sir,

In consideration of M/s. _____ (hereinafter referred as the "Client", which expression shall, unless repugnant to the context or meaning thereof include it successors, administrators and assigns) having awarded to M/s. _____ (hereinafter referred to as the "Consultant" which expression shall unless repugnant to the context or meaning thereof, include its successors, administrators, executors and assigns), a contract by issue of client's Contract Agreement No. _____ dated _____ and the same having been unequivocally accepted by the Consultant, resulting in a Contract valued at _____ for _____ Contract (hereinafter called the "Contract") (scope of work) and the Client having agreed to make an advance payment to the Consultant for performance of the above Contract amounting to (in words and figures) as an advance against Bank Guarantee to be furnished by the Consultant.

We _____ (Name of the Bank) having its Head Office at _____ (hereinafter referred to as the Bank), which expression shall, unless repugnant to the context or meaning thereof, include its successors, administrators executors and assigns) do hereby guarantee and undertake to pay the client immediately on demand any or, all monies payable by the Consultant to the extent of _____ as aforesaid at any time upto @ _____ without any demur, reservation, contest, recourse or protest and/or without any reference to the consultant. Any such demand made by the client on the Bank shall be conclusive and binding notwithstanding any difference between the Client and the Consultant or any dispute pending before any Court, Tribunal, Arbitrator or any other authority. We agree that the Guarantee herein contained shall be irrevocable and shall continue to be enforceable till the Client discharges this guarantee.

The Client shall have the fullest liberty without affecting in any way the liability of the Bank under this Guarantee, from time to time to vary the advance or to extend the time for performance of the contract by the Consultant. The Client shall have the fullest liberty without affecting this guarantee, to postpone from time to time the exercise of any powers vested in them or of any right which they

might have against the Client and to exercise the same at any time in any manner, and either to enforce or to forebear to enforce any covenants, contained or implied, in the Contract between the Client and the Consultant any other course or remedy or security available to the Client. The bank shall not be relieved of its obligations under these presents by any exercise by the Client of its liberty with reference to the matters aforesaid or any of the mor by reason of any other actor forbearance or other acts of omission or commission on the part of the Client or any other Indulgence shown by the Client or by any other matter or thing whatsoever which under law would but for this provision have the effect of relieving the Bank.

The Bank also agrees that the Client at its option shall be entitled to enforce this Guarantee against the Bank as a principal debtor, in the first instance without proceeding against the Consultant and notwithstanding any security or other guarantee that the Client may have in relation to the Consultant's liabilities.

Notwithstanding anything contained herein above our liability under this guarantee is limited to _____ and it shall remain in force upto and including __ and shall be extended from time to time for such period (not exceeding one year), as may be desired by M/s. _____ on whose behalf this guarantee has been given.

This guarantee shall also be operable at ourNew Delhi office, from whom, confirmation regarding the issue of this guarantee or extension / renewal thereof shall be made available on demand. In the contingency of this guarantee being invoked and payment there under claimed, the said branch shall accept such invocation letter and make payment of amounts so demanded under the said invocation.

The liability of bank under this Guarantee shall not be affected by any change in the constitution of the consultant or of the Bank.

NOTE for Issuing Bank (Not to be included in the BG):-

The bank guarantee(s) contain(s) the name, designation and Code number of the officer(s) signing the guarantee(s).

The address, telephone no. and other details of the Head Office of the Bank as well as of issuing branch should be mentioned on the covering letter of issuing Branch.

The bank guarantee for Rs. 10,000 and above is signed by at least two officials (or as per the norms prescribed by the RBI in this regard).

The Bank Guarantee shall be transmitted through **SFMS** gateway to our banker with following details:

S.No.	Particulars	Details
1	Name of Beneficiary	National Highways & Infrastructure Development Corporation Limited
2	Beneficiary Bank Account No.	90621010002659
3	Beneficiary Bank Branch IFSC	SYNB0009062

4	Beneficiary Bank Branch Name	Transport Bhawan, New Delhi
5	Beneficiary Bank Address	Syndicate Bank transport Bhawan, 1st Parliament Street, New Delhi- 110001

(v) The confirmation with supporting details if any shall be specifically mentioned in the covering letter issued with the Bank Guarantee.

Dated this day of 201 at

WITNESS

(Signature) (Signature)

(Name)
(Name)

(Official Address)

Designation (with Bank stamp)

Attorney as per Power of
Attorney No.

Dated

Strike out, whichever is not applicable.

Note1: The stamp papers of appropriate value shall be purchased in the name of bank Who issues the "Bank Guarantee".

Note2: The bank guarantee shall be from a Nationalized Indian Bank or reputed foreign commercial Bank acceptable to client for Foreign Consultant with counter guarantee from Nationalized Bank. Bank guarantee furnished by Foreign consultant shall be confirmed by any Nationalized Bank in India.



Appendix J

Letter of invitation

Appendix K

Letter of Award

Appendix L

Minutes of pre-bid meeting

Appendix-M
Memorandum of Understanding

between

And

Whereas the National Highways & Infrastructure Development Corporation Limited (NHIDCL) (the ' **Employer** ') has invited proposal for appointment of Authority's Engineer for _____ (Name of project) hereinafter called the Project.

And Whereas _____ (Lead Partner) and _____ JV partner/s have agreed to form a Joint Venture to provide the said services to the Employer as Authority's Engineer; and

Now, therefore, it is hereby agreed by and on behalf of the partners as follows:

- (i) _____ will be the lead partner and _____ will be the other JV partner/s.
- (ii) _____ (lead partner) shall be the in charge of overall administration of contract and shall be authorised representative of all JV partners for conducting all business for and on behalf of the JV during the bidding process and subsequently, represent the joint venture for and on behalf of the JV for all contractual matters for dealing with the Employer/EPC Contractor if Consultancy work is awarded to JV.
- (iii) All JV partners do hereby undertake to be jointly and severally responsible for all the obligation and liabilities relating to the consultancy work and in accordance with the Terms of Reference of the Request for Proposal for the Consultancy Services.
- (iv) Subsequently, if the JV is selected to provide the desired consultancy services, a detailed MOU indicating the specific project inputs and role of each partner/s along with percentage sharing of cost of services shall be submitted to the Employer (Consultant may submit the detailed MOU along with percentage sharing of cost at the time of bidding also).

For _____ (Name of Lead partner)

Managing Director/Head of the Firm
Address

For _____ (Name of JV partner/s)

Managing Director/Head of the Firm
Address

For _____ (Name of Associate Partner/s)

DISCLAIMER

The Applicant must read all the instructions in the RFP and submit the same accordingly.



Appendix-O

Conceptual Note on Project Support Office (PSO)

Project: Zojila Tunnel and Connecting Road

OBJECTIVE OF SETTING UP THE PSO:

NHIDCL has appointed EPC contractors and Engineers for construction and supervision of Project. Construction period of the project is estimated to be 6 years.

NHIDCL envisages the requirement of co-ordination, support and assistance at the nodal level for executing & monitoring the progress of the project i.e work done by Authority's Engineers (AE), EPC contractors, System Integrators (SI), Owner's Support Office (OSO) etc. For the purpose of handling all such interactions, documentation, communication, harnessing knowledge, research, operational support to all concerned departments and provisioning of various activities of NHIDCL at the central level, the NHIDCL intends to appoint a 'Project Support Office' (PSO) for the Project. The PSO will be responsible for ensuring a proper standard of output required from the appointed consultants/ contractors ensuring firm adherence to the agreed terms & time.

PRINCIPLE OBJECTIVE OF PSO:

The PSO is to coordinate and provide support services to the NHIDCL on all ongoing activities of the Project. The output of the PSO shall be supportive and suggestive in nature. The AE shall perform overall review, monitoring and supervision of deliverables submitted by contractors appointed for the execution of the project. PSO shall be responsible for ensuring, fulfilling all the requirements of the project with adequate pace & quality of the same.

Suggestive organization framework has been developed for the purpose of addressing key issues, decision making and overall co-ordination and supervision of various parties such as consultants/ advisors/ implementing agencies, etc.

The key objective of the PSO will include co-ordination at the nodal level to support NHIDCL in day to day operation. PSO will be required to maintain uniformity and ensure timely clearances of technical and commercial aspects of the entire Project for the matters referred to them. Besides this, the PSO will be responsible for preparation of various technical and commercial presentations, both print and media, to be demonstrated and discussed with various Government authorities, Financial Institutions, social and political organizations and media. The work of PSO will not absolve the roles and responsibilities of any of the parties associated with the Project, namely contractors, AEs, and all such agencies appointed or to be appointed for the Project by NHIDCL. The Project Support Office (PSO) shall be assigned any type of work (Advisory and supporting in nature) by NHIDCL from time to time in relation to the Project, arising during the contract period. Accordingly, the Project Support Office should perform all duties and obligations in every field and areas of project so that the project shall be implemented and completed in a good manner, conforming to the Standards and Specifications and to the satisfaction of NHIDCL.

BROAD SCOPE OF WORK:

PSO will be responsible for addressing all project related issues flagged by AEs, Contractors and any other consultants deployed or to be deployed for the project. All key interventions including change in design, change in scope of work or any variation shall be settled at the NHIDCL Head Quarters by NHIDCL in conjunction with the PSO.

Following will be some of the key responsibilities:

- (i) Advise NHIDCL on all the technical, Commercial, financial and Administrative matters pertaining to the Project.
- (ii) Advise NHIDCL in all-important decision-makings pertaining to the project planning and progress including design, costing, contractual, legal, administrative, change in scope etc and any other important project related issues.
- (iii) Co-ordinate with all Project Stakeholders i.e. Contractors, NHIDCL Engineers and any other Consultant for the Project.
- (iv) Setting up collaborative framework for technical document control and management.
- (v) Advise and support the NHIDCL in preparing monthly/ yearly capital outflow.
- (vi) Assist the NHIDCL in tracking Baseline budget and relevant control over contingency, monitoring with respect to cost deviation output.
- (vii) Review and advise NHIDCL in the overall governance and controls as well as preparation and adaptation of manuals or guidelines for various stages of the project.
- (viii) Support NHIDCL in developing effective communication framework and defining Standard operating procedure for their effectiveness.
- (ix) Develop strategies towards Project marketing, branding and communication.
- (x) Support NHIDCL in overall program analysis including economic and social benefit monitoring as well as monitoring of environment compliances.
- (xi) Coordinate for project related Event Management as and when required.
- (xii) Assist NHIDCL in implementation of policies, processes, procedures and systems for the collection, storage, protection and dissemination of all Project documentation.
- (xiii) Advise NHIDCL to prepare a comprehensive risk management plan covering potential risks for the Project throughout the duration of the Services.
- (xiv) Prepare a comprehensive project charter for successful implementation of **5D BIM** platform for management of Project.
- (xv) Support NHIDCL in defining the approach and methodology and tools to meet the project objective of various aspects such as **5D BIM implementation**, Utility Corridor and other initiatives of the NHIDCL along with its respective Consultants.