


#RH10

Ministry Of Road Transport and Highways




Team Members and Mentor:

- ❑ Dr. Pratima Singh (MENTOR)
- ❑ Himanshu (TEAM LEADER)
- ❑ Aayushi Pandey (MEMBER)
- ❑ Vaibhav Sharma (MEMBER)
- ❑ Aditya Shukla (MEMBER)
- ❑ Akash Sharma (MEMBER)
- ❑ Paras Saxena (MEMBER)



Problem Statement:

- ▶ Geo Tag all department offices across India.



Problem Description:


- ▶ The problem is to geo tag all the offices of Ministry of Road Transport spread across India to facilitate the end users with easy finding of the relevant details of concerned officers. These details would be inclusive of designation, contact-number, email ID, department name, address, availability, and other necessary information about the concerned officers.

Screenshot




Technology Stack:

- ▶ Android Studio
- ▶ Google map API
- ▶ REST API(retrofit)
- ▶ php & MySQL
- ▶ Buses (to maintain android states)



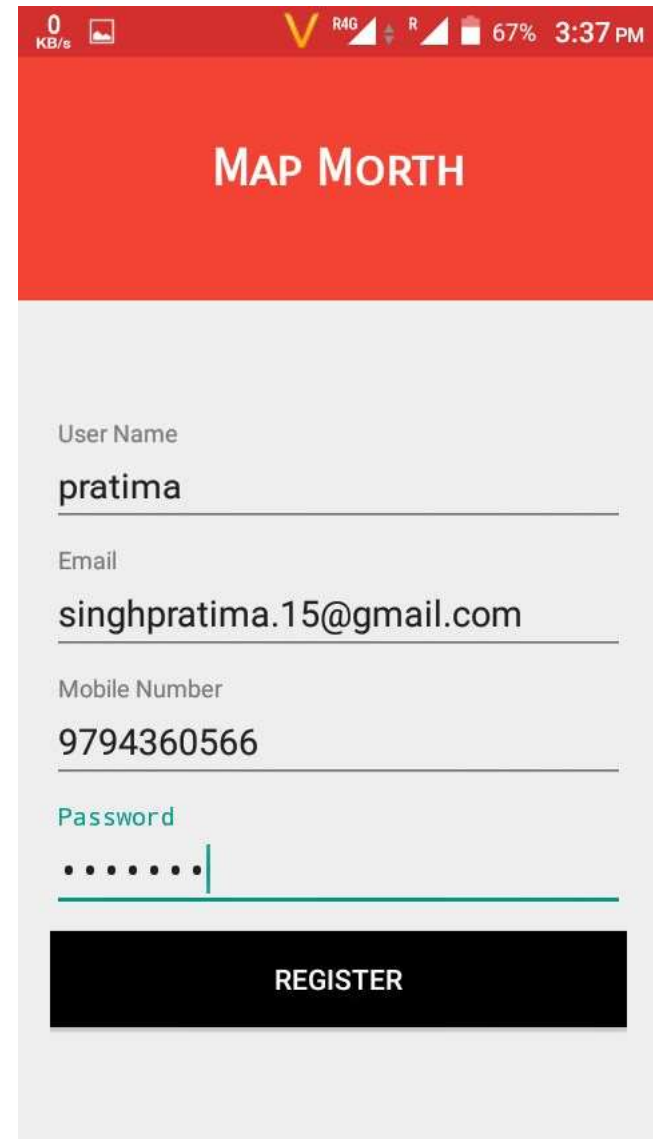
Geo-Tagging:

- ▶ The application would provide a geographical mapping of all the offices across the India based on its location.



Registration & Log-In:

- ▶ To use the application, the user necessarily needs to first register with the application using his/her gmail id and mobile number.
- ▶ After registering with the application, now the user can sign-in to use the functionalities of the application.



The screenshot shows a mobile application interface for 'MAP MORTH'. The status bar at the top displays '0 KB/s', a yellow 'V' logo, 'R4G', signal strength indicators, '67%', and '3:37 PM'. The app header is a solid red bar with the text 'MAP MORTH' in white. Below the header, the form fields are on a light gray background. The 'User Name' field contains 'pratima'. The 'Email' field contains 'singhpratima.15@gmail.com'. The 'Mobile Number' field contains '9794360566'. The 'Password' field is masked with dots. A black 'REGISTER' button is at the bottom.

0 KB/s V R4G 67% 3:37 PM

MAP MORTH

User Name
pratima

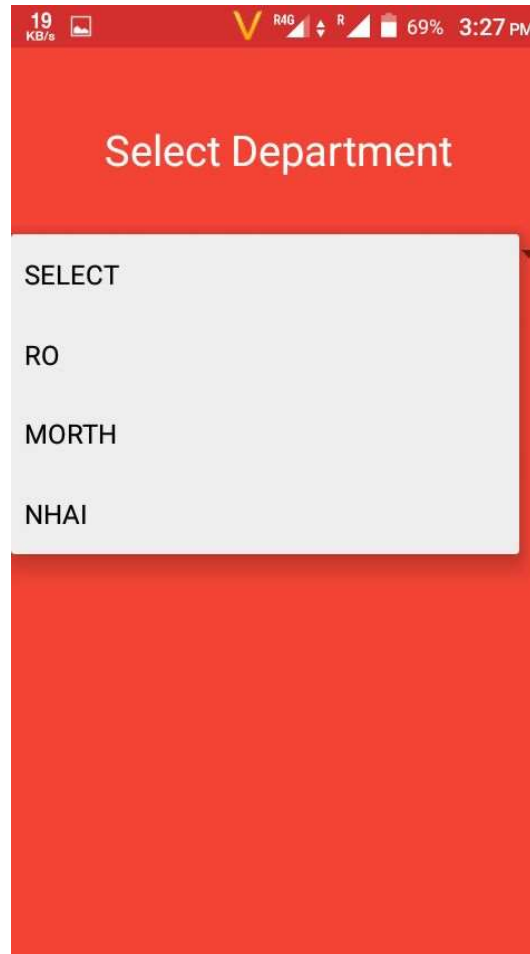
Email
singhpratima.15@gmail.com

Mobile Number
9794360566

Password
.....

REGISTER


Department-Wise Information:



A mobile application interface with a red background. At the top, a status bar shows '19 KB/s', a yellow 'V' logo, 'R4G', signal strength icons, '69%', and '3:27 PM'. Below the status bar, the text 'Select Department' is centered in white. A white dropdown menu is open, displaying the following options: 'SELECT', 'RO', 'MORTH', and 'NHAJ'. The dropdown menu has a small downward arrow on its right side.

Security Concerns:

- ▶ Currently we're generating the OTP for mobile number verification.
- ▶ In Future, we will improve the verification by using Unique AADHAR CARD Verification and Mobile Number.



Future Scope:

- ▶ User-Verification using AADHAR Card.
- ▶ Also, the application would generate the reports containing the information regarding appointments.
- ▶ Currently it's working as a mobile application, in future the application is intended to work as both Mobile- Application and Web-Application.
- ▶ Later, we will extend the application for iOS as well.



Thank You...

